

Economy, Residents and Communities Scrutiny Committee

Meeting Venue
By Teams

Meeting Date
Monday, 31 January 2022

Meeting Time
2.00 pm



County Hall
Llandrindod Wells
Powys
LD1 5LG

For further information please contact
**Wyn Richards, Scrutiny Manager and
Head of Democratic Services**
wyn.richards@powys.gov.uk

24-01-2022

Mae croeso i chi siarad yn Gymraeg neu yn Saesneg yn y cyfarfod. Rhwch wybod pa iaith rydych am ei defnyddio erbyn hanner dydd, ddau ddiwrnod gwaith cyn y cyfarfod.

You are welcome to speak Welsh or English in the meeting. Please inform us of which language you wish to use by noon, two working days before the meeting.

AGENDA

| | |
|-----------|------------------|
| 1. | APOLOGIES |
|-----------|------------------|

To receive apologies for absence.

| | |
|-----------|--------------------------------|
| 2. | DISCLOSURES OF INTEREST |
|-----------|--------------------------------|

To receive any disclosures of interests by Members relating to items to be considered at the meeting.

| | |
|-----------|-----------------------------------|
| 3. | DECLARATION OF PARTY WHIPS |
|-----------|-----------------------------------|

To receive disclosures of prohibited party whips which a Member has been given in relation to the meeting in accordance with Section 78(3) of the Local Government Measure 2011.

(NB: Members are reminded that under Section 78 Members having been given a prohibited party whip cannot vote on a matter before the Committee.)

4. DRAFT 2022 - 23 BUDGET

To scrutinise the Draft 2022- 23 Budget.

Attached, in relation to the Cabinet's Budget proposals to Council are the following documents:

4.1. Reports

- (i) A copy of the Cabinet report to provide the overall context for the budget setting process (**Attached**)
- (ii) A copy of the Mid Term Financial Strategy and Finance Resource Model (**Appendices A and B**)
- (iii) A copy of Services' cost reduction proposals (**Appendix C**)
- (iv) A copy of the Fees and Charges Report which provides an overview to Service proposals for income generation. (**Appendices D and E**)
- (v) A copy of the Capital Strategy and the Treasury Management Strategy. (**Appendix F**)
- (vi) A copy of the Reserves Policy (**Appendix G**)
- (vii) A copy of the Budget Survey (**Appendix H**)
(Pages 5 - 226)

4.2. Impact Assessments

Individual Impact Assessments relating to the proposals under (iii) above (**Appendix I**) and the Council wide Impact Assessment (**Appendix J**)
(Pages 227 - 518)

4.3. Timetable

The format for the meeting will be as follows:

| | | | |
|--|--------------|-----------------------------------|---------------|
| | Introduction | | 14.00 – 14.05 |
| Cllr. Rosemarie Harris (Transformation) Cllr Myfanwy Alexander (Communications) Cllr Phyl Davies (Schools Transformation) | Emma Palmer | Transformation and Communications | 14.05 – 14.20 |
| Cllr Aled Davies | Jane Thomas | Finance | 14.20 – 14.35 |
| Cllr Rachel Powell (Culture and Youth Services) Cllr Myfanwy Alexander | Nina Davies | Housing and Community Development | 14.35 – 15.05 |

| | | | |
|---|----------------|--|--------------------|
| (Housing) | | | |
| Cllr Heulwen Hulme (Highways, Recycling and Countryside Services) Cllr Aled Davies (Transport) | Matt Perry | Highways, Transport and Recycling | 15.05 – 15.35 |
| Cllr. Beverley Baynham (Digital) Cllr Rosemarie Harris (Economic Development) Cllr Rachel Powell (Broadband) | Diane Reynolds | Digital Services | 15.35 – 15.50 |
| Cllr. Beverley Baynham | Clive Pinney | Legal and Democratic Services | 15.50 – 16.05 |
| Cllr. Beverley Baynham | Paul Bradshaw | Workforce and OD | 16.05 – 16.20 |
| Cllr Rosemarie Harris (County Farms) Cllr Phyl Davies (Property) Cllr Beverley Baynham (Planning and Regulatory Services) | Gwilym Davies | Property, Planning and Public Protection | 16.20 – 16.50 |
| | | Committee Discussion on Recommendations | 16.50 - onwards |

Committee Reflection

The Committee is asked to take 5 to 10 minutes to reflect on today's meeting.

This page is intentionally left blank

4.1

CYNGOR SIR POWYS COUNTY COUNCIL.

CABINET EXECUTIVE Date: 18th January 2022

REPORT AUTHOR: County Councillor Aled Davies
Portfolio Holder for Finance

SUBJECT: Draft Medium-Term Financial Strategy 2022-2027 and Draft
2022-23 Budget and Capital Programme for 2022-2027

REPORT FOR: Decision

1. Purpose

- 1.1 To seek Cabinet's approval of the draft Medium Term Financial Strategy (MTFS) for 2022-27, which includes a Financial Resource Model (FRM) for 2022-27, a draft revenue budget for 2022-23 and a draft capital programme for 2022-23 to 2026-27.
- 1.2 The Council is required under the Local Government Act 2003 to set a balanced budget for the forthcoming financial year, the MTFS reports a balanced budget for 2022/23. There is no requirement to set out a balanced position beyond the next year but the five year strategy has been developed to enable longer term planning and transformation.

2. Background

- 2.1 The Medium Term Financial Strategy approved by Council in March 2021 identified the budget gap for 2022/23 and the following 3 years and provided the framework for addressing the projected funding gap.
- 2.2 Like other councils across Wales, Powys County Council continues to face significant challenges arising from demographic changes, increase service demands, citizen expectations and rising costs together with the ongoing response to the pandemic. It is against this background, that the Cabinet and Executive Management Team (EMT) have reviewed and updated the Council's financial plans which have been developed as part of the overall strategic planning process alongside Vision 2025, the Council's Corporate Improvement Plan.
- 2.3 The updated draft Strategy captures the financial, regulatory and policy drivers affecting the council and identifies the Council's service and resource priorities for the next five financial years, it delivers a balanced budget for 2022/23, and indicative budgets for the following 4 years to March 2027.
- 2.4 The proposed Capital Programme reflects the existing commitments made in previous years as well as new schemes already approved.

- 2.5 Over the last ten years the Council's finances have been significantly impacted from funding settlements that did not cover the cost of inflation and service pressures which resulted in savings being required to balance the budget. This year the cost of responding to COVID-19 has caused additional and unprecedented pressures and additional financial support has been provided by Welsh Government during the last 2 years to support the Council's costs and loss of income which has been instrumental in sustaining our financial position over this period. Funding to support the Council's ongoing costs in response to the pandemic has now been included in the annual revenue settlement and we must manage these within our Revenue Budget from 2022/23.
- 2.6 Powys has received a positive settlement from Welsh Government for 2022/23 and for the first time in many years we have also received indicative allocations for the following two years. The settlement for next year ensures that the Council can meet the increased demand for our services, increasing inflationary costs, and support our investment in improvement and transformation.
- 2.7 The setting of our budget, and in turn council tax, will need to take account of the full range of funding sources available to us, as well as the pressures we face. The opportunity the settlement for 2022/23 provides must be considered in the context of our ongoing financial sustainability. Funding levels for 2023/24 and 2024/25 return to lower levels of increase, but these indicative allocations enable us to plan with more certainty over the next 2 years.
- 2.8 We must use the opportunity provided in 2022/23 to rebase our service budgets to meet the ongoing needs of our citizens. We will continue to face financial pressures that outweigh the funding provided and will continue to focus on improving efficiency and as far as possible protecting crucial front-line services from cuts whilst transforming and improving the quality of our services.
- 2.9 In May 2022 the Welsh Local Government elections will be held, and the current Cabinet will come to the end of its electoral term. Vision 2025 represents the long-term plans and aspirations of Powys County Council, and it will remain an important focus until a new Cabinet is formed.
- 2.10 The Vision 2025 Plan is reviewed annually to ensure that it continues to reflect the Council's operating environment and priorities and the 2022-25 Plan will be presented to Council for approval at the same time as the final MTFS is presented on 24 February. This will ensure the Corporate Plan and MTFS are aligned, enabling the reader to make explicit links between the Council's priorities and the resources directed to support them.
- 2.11 During 2022, we will continue to focus on our six key equality objectives which are: improving outcomes for children living in poverty, preventing homelessness, enabling people with a disability to gain valued occupation, improving the availability of accessible homes, improving digital inclusivity, and ensuring equality of opportunity and taking action to close the pay gap for all our staff. We are also actively contributing towards creating a Net Zero public service by 2030 and have developed a Biodiversity Action Plan and Climate Change Strategy as part of our

ongoing efforts to reduce the negative impact that our activities have on the environment.

- 2.12 The Council's MTFS is set within the context of UK economic and public expenditure plans, Welsh Government priorities and legislative programme. It articulates how the Council plans to use its resources (revenue and capital) to support the achievement of its corporate priorities as well as the management of its statutory and core duties, known pressures and risks. The MTFS helps the Council to work more effectively with partners in other sectors and provides a strategy for the use of reserves to meet changes in resources, risks or unforeseen demands from year to year without impacting unduly on services or council taxpayers.
- 2.13 The draft MTFS includes the:
- principles that will govern the strategy and a five-year Financial Resource Model (FRM), comprising detailed proposals for 2022-23 and outline proposals for 2023-24 to 2026-27.
 - Capital Financing Strategy and the Treasury Management Strategy; and Capital Programme for 2022-23 to 2026-27.
- 2.14 The Cabinet and EMT have developed the draft MTFS to guide the development of the proposed 2022-23 draft budget, the FRM and the draft Capital Programme. At the same time as updating the MTFS, the Council is legally required under the Local Government Act 2003 to set a balanced budget for the forthcoming financial year by 11 March each year.
- 2.15 Production of the draft budget for the forthcoming year is dependent on receipt of the provisional local government settlement from the Welsh Government which for 2022-23 was published on 21 December 2021. This report provides a draft Budget for 2022-23 for Cabinet's approval, subject to which it will be considered by the Council's Overview and Scrutiny Committees before a final budget is presented to full Council for approval on 24 February 2022. The Welsh Government draft budget will be scrutinised and the final budget will be published on 1st March 2022 in readiness for approval on the 8 March 2022 so if there are any late changes these would need to be made and presented to Council at the meeting on the 3 March 2021 for further approval.

3. Advice

Welsh Government Provisional Local Government Settlement

- 3.1 The Local Government Revenue Settlement comprises Revenue Support Grant (RSG) and redistributed National Non-Domestic Rates (NNDR) revenues and is known as Aggregated External Finance (AEF). The settlement for 2022-23 provides Welsh local authorities with a total increase of £437 million (9.4%) compared to 2021-22.
- 3.2 This is the first multi year budget since 2017 and the indicative Wales-level core revenue funding allocations for 2023-24 and 2024-25 are £5.3 billion and £5.4 billion respectively – equating to an uplift in the first year of £177 million (3.5%) and, in the second year, of £128 million (2.4%). These figures are indicative and dependent on current estimates of NDR income over the multi-year settlement period, and the

funding provided to us by the UK Government through the 2021 comprehensive spending review.

- 3.3 The Welsh Government budget sees an additional £1.3bn go direct to Welsh NHS to provide 'effective, high quality and sustainable healthcare, and help recover from the pandemic'. The Budget also acknowledges the pressure faced by local authorities through close to an additional £0.75bn direct investment to the Local Government settlement up to 2024-25. Social care is seen as a priority in the budget, so in addition to the £0.75bn there is £60m direct additional funding to 'drive forward wider reforms to the sector and place it on a sustainable long-term footing'. In 2022-23 more than £250m is provided for social services, including £180m funding provided within the £0.75bn Local Government settlement, direct investment of £45m plus £50m of additional social care capital relative to 2021-22.
- 3.4 The 2022-23 provisional settlement gave Powys Council a cash increase of £18.374 million (9.6%) on 2021-22, this includes adjustments to the 2021-22 base figure with a transfer in for the Social Care Workforce Grant, £205,000.
- 3.5 Welsh Government funding is allocated to unitary authorities using a formula driven by a number of 'indicators' (e.g. population projections, pupil numbers, primary free school meals and income support, job seekers allowance or pension credits claimants). The movement in these indicators, relative to the movement in the indicator for Wales as a whole, affects Powys' share of the overall funding available. The changes to the key indicators and our comparative position across Wales are shown in Table 1 below.

Table 1

| Changes in Key Datasets | | | | | | | | |
|---|---------------|---------------------|--------------|------|---------------|---------------------|--------------|--|
| Dataset ¹ | Powys | | | | All Wales | | | |
| | 2021-22 Final | 2022-23 Provisional | % Difference | Rank | 2021-22 Final | 2022-23 Provisional | % Difference | |
| Total Population ² | 132,475 | 132,538 | 0.0% | 18 | 3,163,125 | 3,171,125 | 0.3% | |
| Pupil Numbers - Nursery and Primary | 9,577 | 9,589 | 0.1% | 6 | 261,664 | 260,454 | -0.5% | |
| Pupil Numbers - Secondary in year groups 7-11 | 6,452 | 6,452 | 0.0% | 21 | 165,357 | 168,413 | 1.8% | |
| Free School Meals - Primary | 1,034 | 1,147 | 10.9% | 3 | 45,270 | 48,459 | 7.0% | |
| Free School Meals - Secondary | 637 | 719 | 12.9% | 5 | 26,400 | 28,711 | 8.8% | |
| IS/ JSA/ PC/UC (not in employment) claimants - 18 to 64 | 1,782 | 3,139 | 76.2% | 1 | 90,136 | 131,795 | 46.2% | |
| IS/ JSA/ PC claimants - 65+ | 4,035 | 3,827 | -5.2% | 12 | 100,207 | 95,063 | -5.1% | |
| IS/ JSA/ PC/UC (not in employment) claimants - all ages | 5,837 | 7,027 | 20.4% | 7 | 191,132 | 228,728 | 19.7% | |
| SDA/DLA/PIP claimants - 18 to 64 | 4,502 | 4,570 | 1.5% | 19 | 142,657 | 146,859 | 2.9% | |

- 3.6 Overall Powys is ranked 6th of 22 councils in terms of its increase, the highest being Monmouthshire with 11.2% and the lowest Blaenau Gwent with an 8.4% increase. This position represents a significant improvement for Powys and builds on last year's positive settlement.
- 3.7 Based on the provisional settlement Powys will receive £1,586 of funding per capita, compared to the Wales average of £1,611.
- 3.8 The Minister for Finance and Local Government made a clear statement that there is a need to respond to the pandemic and take vital actions necessary to address the climate and nature emergency, not only to support the Wales of today, but fundamentally shape the Wales of tomorrow – the Way we hand onto future generations.

- 3.9 While the un-hypothecated (non-earmarked) settlement is the largest single source of funding available to authorities, it is not the only one. The Council also funds its expenditure by generating income from grants, fees and charges and council tax. In setting the budget and council tax levels for next year, Welsh Government expects every authority to take account of all the available funding streams and to consider how to secure best value for Welsh taxpayers through effective and efficient service provision.

Revenue Settlement Implications for 2023-27

- 3.10 Welsh Government have provided their first multi-year budget since 2017 and the indicative Wales-level core revenue funding allocations for 2023-24 and 2024-25 are £5.3 billion and £5.4 billion respectively – equating to an uplift in the first year of £177 million (3.5%) and, in the second year of £128 million (2.4%). As Powys is receiving uplifts along the line of the average settlement or above, these uplifts are used in the FRM, with 2% for the final two years.

Provisional Local Government Capital Settlement

- 3.11 Following a review of their capital budgets, Welsh Government general capital funding for local government for 2022-23 will be set at £150 million, reduced from £177.837. This will increase to £200 million for the following two years, including £20 million in each year to enable authorities to respond to our joint priority of decarbonisation.
- 3.12 For Powys the capital budget is made up of two elements; the un-hypothecated (supported) borrowing element increases by £9,000, however the General Capital Grant allocation has reduced by £1.431m to £3.167m in 2022/23. The split is:
- Supported borrowing £38k - total £4.595 million
 - General Capital Grant £38k – total £3.167 million.

Final Local Government Settlement

- 3.13 Welsh Government is due to publish its Final Budget and Final Local Government Settlement for 2022-23 on 8 March 2022. The Welsh Government has included the Council Tax base and other data changes in the provisional settlement and therefore it is unlikely that the settlement for Powys will change significantly.

Current Year (2021-22) Financial Performance

- 3.14 The in-year financial position as at 30th September 2021 is shown in Table 2 below. This position will be updated when the December closedown is completed, and we can provide a full year forecast as at quarter 3 (late January 2022). Thus far the forecast shows close to a break-even position. As part of the forecast, additional assumptions on the financial position are made regarding expected support from Welsh Government and delivery of cost reductions.
- 3.15 The course of the pandemic and further measures or restrictions imposed through the remainder of the year, particularly as we move through the winter months, will continue to impact on our budget and careful monitoring of the position is critical to ensure that we take appropriate action to manage our financial position.

Table 2

| Revenue Budget | £'000 |
|---------------------------|-------------|
| Base Budget | 279,806 |
| Cost Pressures | 6,251 |
| Cost Underspends | (8,434) |
| Cost Reductions Shortfall | 2,958 |
| WG Future Support | (745) |
| Forecast Outturn | 279,836 |
| Deficit | (30) |

Financial Impact of responding to the pandemic

- 3.16 The pandemic continues to have a significant impact on our financial position, and without the support from the Welsh Government Hardship fund we would be facing a deficit which would inevitably deplete our reserves and place the council at financial risk. This direct funding to support the financial impact of the pandemic will cease on 31st March 2022. The Finance Minister's statement recognises the progress of the pandemic and its ongoing impact on public services which continues to be highly uncertain. In considering how to manage pandemic support for local authorities the Minister has concluded the balance lies in providing funding in the first year through the Settlement. We must manage these costs within our Revenue Budget from 2022/23. We must clearly understand how the pandemic could continue to impact on our services, our costs and our levels of income into the new financial year and ensure funding is set aside for this outlay.
- 3.17 The Council has considered the ongoing impact of the pandemic and worked these costs into our service plans. These ongoing risks and associated costs have been estimated as part of the budget setting process for 2022-23, with up to £2.8 million forecast for additional cost and lost income next year, but, they may not be recurrent demands. Grant funding received from Welsh Government through the latter months of 2021-22 will, where possible, be held aside to contribute to service demands if they materialise, with one off use of reserve being made available if necessary. As there is still uncertainty about the course of the pandemic and the ongoing impact it could have on our costs or our ability to raise income through the medium term, recurrent Covid demands will be identified and prioritised for future budgets if needed.
- 3.18 We must be clear about the significant risk this places on our financial position and it is vital that we assess how this will potentially impact on the Councils budget into next financial year and consider this within our plan. This is also critical in the assessment of the reserves the Council holds.
- 3.19 The following Risks have been identified by Services in their service plans:-
- increased levels of activity and staffing required to support it
 - staffing sickness and cover to manage demands
 - slippage in our capital schemes
 - Loss of income – fees and charges

- Personal Protective Equipment (PPE)
- Enhanced Cleaning in schools
- Impact on Council Tax collection rates and Council Tax Reduction Scheme demand

- 3.20 The Hardship fund made available £368 million to support Local Authorities in 2021/22 and we have drawn down £6 million of support for additional costs incurred and £0.7 million for lost income to date. In 2020-21 support was higher as we drew down £18 million to support costs incurred and lost income.
- 3.21 Opportunities have also shown themselves during this period, as some services have been delivered differently and at lower cost, and we have embraced these changes in our longer-term plans.
- 3.22 The impact of the Pandemic and restrictions have also fallen heavily on residents, communities and businesses in our County. The Council has continued to administer many Welsh Government schemes, awarding grants and rate relief to businesses, payments for care workers, the self-isolation payments, and more recently winter fuel support. These grants have provided our residents and businesses in excess of £95 million in support to date.

Council's Improvement Journey

- 3.23 The Council has continued to make significant progress on its improvement journey during 2021 despite the ongoing response to the global pandemic.
- 3.24 In November 2021 the Council's Education Service received an Estyn Monitoring Visit Report confirming that the Service had been removed from the category of local authorities causing significant concern. Inspectors said that: Powys County Council was "judged to have made sufficient progress in relation to the recommendations following the most recent core inspection", which took place in 2019. This is an exceptional achievement which recognised the education improvement journey alongside the Council's long-term Transforming Education project. The findings of this report show that we have laid solid foundations on which we can further improve the Service to ensure the best outcomes for all our learners. During the same period assurance has been received from Welsh Government in this area. The Gateway Review of 21st Century Schools Programme in Powys conducted in 2021 resulted in a Delivery Confidence Assessment rating of Amber Green. It should be noted that the 'Gateway Assurance methodology is widely used across the United Kingdom's public sector's Programmes and Projects. The methodology uses a Delivery Confidence Assessment (RAG rating) that independent Review Teams use to determine the successful delivery of a Programme or Project at key milestones within their lifecycles. Around 10% of all Programmes and Projects (circa years 2020/2021) receive an Amber/Green outcome. In 2020, only 8% of Programmes and Projects across Welsh Government and wider Welsh public sector received an outcome of Amber/Green.'
- 3.25 The Youth Service have successfully achieved the Bronze Welsh Government Quality Mark. The assessors were impressed with the work of the service and the value placed upon the service at a corporate level.
- 3.26 Social Services has continued to work under the Business Continuity plan for the duration of the financial and performance year. Both Children's Services and Adult

Social Care have experienced significant pressures in terms of workforce availability and the level of increased demand on the services. In addition to this, Youth Justice and Mental Health services have been inspected and at the time of writing we are waiting for the formal outcome of these inspections. We also await the outcome letter of the annual performance review with Care Inspectorate Wales. Both services have continued to deliver the business-critical activities, and this is kept under regular review through Gold command.

- 3.27 Digital Transformation is well underway, improving customer access to services, the latest transformation with Council Tax paperless billing now available, we already have 12,535 residents with council tax access and 808 have already signed up for paperless billing. In total we now have 47,795 customer accounts and we have recently improved the My Powys Account. Improved telephony for the Council sets the first stage for our vision to improve customer access to services as set out in our digital transformation strategy.
- 3.28 The Economy team have been working hard to secure investment for Powys and managed to secure an impressive £29 million's worth of investment for Powys. This will secure funding for the canal restoration in Montgomeryshire, the purchase of strategic sites in Brecon and Llandrindod and fund the refurbishment of Theatre Brycheiniog. The broad range of funding secured will also support many green initiatives, support businesses, and provide digital training to many schools staff including support staff.
- 3.29 Broadband connectivity for communities is also gaining pace with over 21 different projects underway.
- 3.30 Powys County Council declared a climate emergency in September 2020 when the Council agreed to a cross-party motion on climate change. We have now developed a draft Red Kite Climate Vision and Strategy document which builds on that declaration. We launched the consultation on Powys County Council's draft Climate Strategy at this year's Winter Fair at the Royal Welsh Showground and the draft strategy is currently open for public engagement.
- 3.31 Housing Services have raised the standard of services to tenants with a recent survey showing an overall increase in satisfaction from 65% in 2019 to 71% in December 2021. We have increased the choice of affordable, secure homes to rent by completing the development of 32 new homes in Brecon and seven in Sarn. A total of 79 properties are currently in construction. The time taken to allocate a Council-owned home, has reduced from 22.73 days to 13.16 days, and we have maintained the delivery of aids, adaptations and disabled facilities grant-aided works to help people better enjoy their current homes. 'Moving on Up' whole-service redesign will improve the effectiveness of the housing team, with a strong focus on quality of service.

Draft MTFS 2022-27

- 3.32 The draft MTFS for the next five years is attached at Appendix A, based on the latest information available from the Welsh Government. It does not include fixed funding, expenditure or activity projections, but sets out a five-year budget forecast for the resources that are likely to be available. The MTFS is reviewed regularly and will be amended as additional information becomes available, with the detail for future years being developed over the period of the strategy.

- 3.33 Implementation of the MTFS will continue to be led by Cabinet and Senior Leadership Team (SLT)¹, supported by robust financial and performance data. The Council will seek to ensure that it is widely understood by internal stakeholders (Members, employees and Unions) and external stakeholders (citizens, businesses and partners). As well as linking explicitly to the Council's corporate priorities, the MTFS also links to other internal resource strategies such as the Workforce Plan, the Digital Powys Strategy, the Treasury Management and Capital Strategy, Asset Management Plans and the Council's Transformation Programme.

Engagement, Scrutiny and Challenge

- 3.34 Over the past few years, the Council has sought to engage Powys citizens, local councillors, partners and the workforce in the budget development process. This included providing more information to the public, undertaking specific consultation on proposals and an interactive online budget simulator consultation exercise. These have created the opportunity for residents to influence service delivery and helped define the priorities for the Council.
- 3.35 This year the budget survey closed on the 19th December and focused on post Covid-19 recovery, balancing the limited funding against growing demand for our services, using resources effectively to deliver the best outcomes for local people, and achieving the Council's key priorities. It allowed the public to provide views and insights on funding priorities, Council Tax levels and recovery plan. With an aim to align our communities' visions and expectations with those of the Council and Councillors, making Powys a fantastic place in which to live, learn, work and play. There were 493 responses.
- 3.36 Members of the Council have engaged in the budget planning process through member budget seminars which have given Councillors the opportunity to review and challenge the process. The Finance Scrutiny Panel (comprising Group Leaders of Non-Executive Groups and Audit Committee representatives) have also been engaged during the process and financial assumptions and settlement information have been shared with members, and the impact on the budget modelled and considered.
- 3.37 This report presents the detailed draft budget for 2022-23 and each of the Council's Overview and Scrutiny Committees will have the opportunity to consider the implications of the draft budget for the service areas within their remit over the next few weeks. The Committees will then be able to provide feedback to the Cabinet for consideration before the final MTFS, 2022-23 budget and 2022-27 capital programme are presented to full Council for approval on the 24 February 2022.

MTFS Principles

- 3.38 The draft MTFS provides a set of clear principles which will drive the Council's budget and spending decisions over 2022-27 and which Members and others can examine and judge the Council's financial performance against. The ten key principles are to ensure that:
1. The Council will continue to meet its statutory obligations and to demonstrate how its budget supports the priorities contained in Vision 2025.

¹ SLT comprises the Chief Executive Officer, two Corporate Directors and 12 Heads of Service)

2. The Council's financial control system will be sufficiently robust to support the delivery of financial plans and mitigate corporate risks.
3. All Council budgets will be reviewed annually to ensure resource allocations are delivering value money and continue to align to the delivery of priority outcomes in Vision 2025.
4. Financial plans will provide an optimum balance between income and expenditure for both capital and revenue.
5. Reserves will not be used to fund recurrent budget pressures or to keep down council tax rises.
6. The Council's General Fund reserve will be maintained at a minimum of 4% of Net Revenue Expenditure (excluding the Schools Delegated budget) over the period of the MTFS.
7. Capital investment decisions will support the Council's corporate priorities and mitigate any statutory risks taking account of the return on investment and robust business cases.
8. Prudential borrowing will only be used to support the capital programme where it is affordable and sustainable within the Council's overall borrowing limits and the revenue budget over the long term.
9. Decisions on the treatment of surplus assets will be based on an assessment of the potential contribution to the revenue budget and the capital programme.
10. Budgets will be managed by members of SLT in accordance with the Council's Financial Procedure Rules.

Financial Resource Model

- 3.39 The MTFS includes a Finance Resource Model (FRM) which provides a financial plan for the forthcoming five financial years. This is provided at Appendix B. The MTFS sets out a budget proposal for the next five years for the Council's future years' budgets based on the two-year indicative uplifts provided by Welsh Government and making several assumptions about cost drivers such as pay and price inflation and demographic change. All the scenarios include an annual council tax increase of 5% from 2023-24 onwards.
- 3.40 Table 3 sets out the gap between the Council's net budget requirement and the possible funding available until 2026/27 based on each of the scenarios in the MTFS. An overall gap of £14.48 million is shown and this will need to be addressed through realigning budgets to match the funding available.

Table 3

| | 2022/23 | 2023/24 | 2024/25 | 2025/26 | 2026/27 |
|---------------------------------|---------------|---------------|---------------|---------------|---------------|
| | £ | £ | £ | £ | £ |
| FRM Net Exp | 302,322 | 317,424 | 330,957 | 344,508 | 358,243 |
| Current Year Budget | 279,782 | 302,322 | 317,424 | 330,957 | 344,508 |
| GAP - each year | 22,541 | 15,101 | 13,533 | 13,551 | 13,735 |
| | 0 | | | | |
| Additional Funding | | | | | |
| Council Tax increase - | -4,166 | -4,601 | -4,851 | -5,074 | -5,327 |
| Settlement + 9.6%, 3.5%, 2.4% , | -18,374 | -7,359 | -5,223 | -4,457 | -4,546 |
| Net Gap / (surplus) | 0 | 3,141 | 3,459 | 4,021 | 3,862 |
| | | | | | |
| Cumulative GAP | 0 | 3,141 | 6,600 | 10,621 | 14,482 |

- 3.41 Table 3 includes recurrent future year cost reductions of £13.6 million in addition to the £7.7 million already identified, to balance the budget further reductions will need to be found, and/or increase council tax by more than 5% per annum over 2022 to 2027 to balance future years' budgets.

Draft Revenue Budget 2022-27

- 3.42 Integrated Business Planning continues across the Council and involves all council services for the next five years:
- Reviewing comparative performance data and benchmarking
 - Identifying any inescapable cost pressures
 - Identifying cost reduction opportunities
 - Planning service changes to secure delivery of the priority outcomes in the Council's Corporate Improvement Plan Vision 2025 and statutory obligations
 - Identifying any workforce implications of service changes.
- 3.43 This process is now embedded into the Council's planning framework and ways of working and has been delivered within the planned budget cycle.
- 3.44 Cabinet and SLT began the budget planning process for 2022-23 using the worst-case scenario in the approved MTFs (i.e. a budget gap of £11.7 million on the 2022/23 working budget, assuming a 5% increase in Council Tax). The finalising of Service integrated business plans in early autumn identified much higher levels of inescapable pressure and demand, much of which had arisen as a result of the pandemic, increasing inflation and higher prices for some goods. It was also recognised that some 2021-22 savings were now unachievable. Despite identifying more than £7.7 million of cost reduction proposals a significant budget gap remained before the provisional local government settlement was received in December 2021.

2022-23 Net Budget Requirement

- 3.45 The net budget requirement is the amount of budget the Council requires to fulfil its functions. It is calculated taking the output of each of the service integrated business plans; these identify the resource requirements for each service to deliver their statutory functions, Vision 2025 and service improvement objectives offset by budget reduction proposals.
- 3.46 Table 4 below sets out the proposed draft net budget for 2022-23 at £302,323million, including the Delegated Schools' Budget..

Table 4: 2022-23 Draft Revenue Budget

| £'000 | Base Budget | Inflation | Demography | Pressures | Transformation | Savings | 2020/21 Undelivered Savings | Budget 2022/23 | Variance | % Increase |
|----------------|----------------|--------------|------------|---------------|----------------|----------------|-----------------------------|----------------|---------------|-------------|
| Delegated | 81,717 | 3,136 | -227 | 133 | 0 | 0 | 0 | 84,759 | 3,042 | 3.7% |
| Education | 10,789 | 406 | | 829 | 824 | (55) | 0 | 12,792 | 2,003 | 18.6% |
| HTR | 28,106 | 1,268 | | 1,008 | 0 | (311) | 106 | 30,176 | 2,070 | 7.4% |
| H&CD | 5,305 | 386 | | 0 | 0 | (172) | 0 | 5,518 | 213 | 4.0% |
| PPPP | 4,845 | 436 | | 872 | 0 | (21) | 50 | 6,182 | 1,337 | 27.6% |
| ASC Commission | 3,293 | 160 | | 0 | 0 | 0 | 0 | 3,454 | 160 | 4.9% |
| ASC | 67,266 | 784 | 623 | 9,129 | 55 | (3,329) | 100 | 74,628 | 7,363 | 10.9% |
| Children | 25,959 | 635 | 280 | 3,639 | 0 | (2,719) | 0 | 27,793 | 1,835 | 7.1% |
| Finance | 6,085 | 295 | | 0 | 0 | (39) | 0 | 6,341 | 256 | 4.2% |
| Transf/Comm | 1,512 | 80 | | 106 | 65 | (51) | 0 | 1,712 | 200 | 13.2% |
| WOD | 2,036 | 144 | | 267 | 54 | (135) | 120 | 2,487 | 451 | 22.1% |
| Digital | 4,259 | 284 | | 312 | 831 | (25) | 819 | 6,479 | 2,220 | 52.1% |
| Legal | 3,087 | 115 | | 226 | 0 | (170) | 123 | 3,380 | 293 | 9.5% |
| Corp | 35,523 | 60 | | 1,178 | 500 | (642) | 0 | 36,620 | 1,097 | 3.1% |
| Total | 279,782 | 8,188 | 676 | 17,699 | 2,329 | (7,668) | 1,317 | 302,323 | 22,541 | 8.1% |

- 3.47 Table 4 shows the Council's 2021-22 base budget and proposed changes across each service to provide a base budget for 2022-23, including:
- Pay Awards – 2021/22 realignment and 2022/21 awards – National Agreement £5.942 million
 - Non- pay inflation £0.947 million
 - National Insurance 1.25 % increase £1.299 million
 - Demographic changes – Learning disability transitions and additional Looked after Children estimations - £0.676 million
 - Corporate Pressures – Fire levy and council tax reduction scheme - £0.622 million
 - Real living wage to be paid to carers estimated at an additional £2.3 million on current care contracts
 - Specific Services Pressures – contract inflation, remedial works, replace grant reductions, full year effect of part year social care placements, social care support for rising demand, post 16 transition support, local development plan - £14.777 million
 - Transformation – no longer funded by Capital Receipts, Revenue Budget, bids approved reflect Vision 2025 Transformational work £1.829 million and £0.50 million for redundancies.

Reductions in funding as follows:

- £7.7 million of cost reduction proposals, the detail of which is provided at Appendix C, with Impact Assessments on each of the proposals attached at Appendix I.

- 3.48 Delivery of these cost reductions will be essential to deliver a balanced budget. Assurance must be provided to Council that the budget is robust and that the

reductions included in it are deliverable. This will also enable the Council and the Statutory Chief Finance Officer (S151) to sign off the budget with confidence. For the proposed budget, sessions have been held with officers to challenge and test both the service pressures being submitted and the deliverability of each proposal presented. SLT has provided assurance to Cabinet that they can deliver the cost reductions within the required timescales, whilst also reflecting on any risks.

Financing the Draft Net Budget for 2022-23

- 3.49 The Council's gross budget reflects the totality of the Council's costs including salaries and wages, the purchase of goods and services, premises costs and the revenue cost of financing our capital programme. The gross budget is financed by all the Council's income sources including AEF, council tax, fees and charges, specific grants and contributions from other bodies.
- 3.50 Income from fees and charges makes a significant contribution (£65 million per annum) to the Council's budget and the Council's approach to income generation is included in the MTFS.
- 3.51 The budget proposed for 2022-23 includes increasing of fees and charges in line with inflation, where permitted, and where appropriate, the principle of full cost recovery has been applied. The Fees and Charges register has been updated and it, together with an explanatory note, is attached as Appendix D and E.
- 3.52 The financing of the net budget comes from the Welsh Government settlement and Council Tax income. Table 5 summarises the 2022-23 budget requirement and how it will be financed and shows that Council funds 30% of the Councils' net budget.

Table 5

| REVENUE FUNDING | 2021/22 | 2022/23 | Change |
|--|----------------|----------------|---------------|
| | £'000 | £'000 | £'000 |
| AEF (RSG & NNDR Allocation) | 191,883 | 210,257 | 18,374 |
| Council Tax | 87,900 | 92,066 | 4,166 |
| Total Projected Revenue Funding | 279,783 | 302,323 | 22,541 |

- 3.53 As can be seen, the balancing of the Council's 2022-23 budget is dependent upon a 3.9% increase in the Council Tax in 2022-23, generating £3.45 million, and £0.71 delivered through changes to the council tax base. In proposing this increase, consideration has been given to the impact of the pandemic and affordability for Powys residents, together with the ongoing need to meet increasing demand and inescapable cost pressures on vital local services.
- 3.54 The setting of Council Tax is not subject to approval as part of this report, as this is a matter for full council determination. However, the report recommends the level of Council Tax to be included in the budget that goes to full Council on 24th February 2022. On 3rd March full Council meets to set the Council Tax in line with the final budget. This meeting does not reopen the budget but ensures the Council sets Council Tax for billing purposes.

Draft Capital Programme 2022-27

- 3.55 The Capital and Treasury Management Strategies are fundamental to the effective delivery of the Council's priorities and Vision 2025. The provision of the right assets in the right place at the right time will ensure the effective and efficient delivery of a comprehensive range of quality services.
- 3.56 The draft strategy document at Appendix F provides a high-level, long-term overview of how capital expenditure, capital financing and treasury management activity contribute to the provision of services, whilst considering the risks how these will be managed and the implications for future financial sustainability.
- 3.57 Maintaining the capital programme has a significant regeneration impact for the economy of Powys alongside the direct effect of better infrastructure to deliver services. Capital investment also has a significant input into the delivery of revenue cost reductions, and it is essential that both budget strategies are developed in tandem.
- 3.58 Broadly, the programme covers three areas of expenditure. These are:
- a core programme of schemes that are regulatory / statutory in nature, and minimise legal challenge or revenue risk, these schemes are related to day-to-day activities that will ensure the Council meets its statutory requirements
 - a retained asset programme to improve or enhance the life of existing assets, and
 - an investment programme in schemes linked to the Council's strategic priorities.
- 3.59 The key aims of the Capital Strategy are to:
- Provide a clear context within which proposals for capital expenditure are evaluated to ensure all capital investment is targeted to deliver the Council's priorities.
 - Clarity about how the Council identifies and prioritises capital requirements and proposals arising from various strategies including the Vision 2025, Service Improvement Plans, and other corporate strategies, and how they will be managed within the limited capital resources available.
 - Challenge our current estate, continue with the programme of asset rationalisation, ensuring that assets retained are effective, efficient and economically sustainable to deliver services.
 - Identify and consider options available to fund capital expenditure that minimises the ongoing revenue implications of historic capital expenditure and of any new investments.
 - Use partnerships, both public and private, more effectively to support our overall strategy.
 - Establish effective arrangements for managing capital schemes including assessment of outcomes and achievement of value for money.

- The aim of this capital strategy is to ensure that all elected members fully understand the overall long-term policy objectives and resulting capital strategy requirements, governance procedures and risk appetite.

- 3.60 A Governance Framework is in place for the development of the Capital Programme, based on the Welsh Government Better Business Case approach; each project is developed through a series of gateways ensuring that the business case is robust and fully considers the benefits and costs of the individual project and that they align with Vision 2025. This enables the council to prioritise its capital investment whilst ensuring affordability. As referred to earlier Welsh Government undertook a Gateway Review in 2021 with a delivery confidence rating of Amber Green. A rare but positive assessment rating.
- 3.61 The Council is moving away from an annual capital cycle and using the new framework will have an ongoing process of projects in development through to approval at Cabinet and Council as needed.
- 3.62 The Capital Strategy is attached as Appendix F. The strategy sets out the priorities for the next 5 years with the provisional Capital Programme totalling £371 million (including the Housing Revenue Account (HRA)). This is a significant commitment. The Capital Programme is included in Appendix F as part of the Capital Strategy.
- 3.63 The Council continues to invest in services that underpin the priorities set out as part of Vision 2025 as follows:

Residents and the Community - We will support our Residents and Communities.

- **Housing (£17m)-** The Council will continue to maintain, for all the homes it owns, the Welsh Housing Quality Standard (WHQS) with an ongoing capital programme in part funded through Welsh Government Funding and Borrowing. The Housing Revenue Account Thirty Year Business Plan demonstrates an affordable capital strategy alongside delivering the day-to-day landlord service and has key objectives linked to the Local Housing Strategy. The Council has completed the construction and letting of 39 new homes with a further 79 under construction and a further 198 under active consideration for future development (dependent upon site acquisitions, viability assessments and resolution of the phosphates issues affecting development of all types). The Council will continue to fund a major programme of Disabled Facilities Grants enabled works and improvements to homes to improve the quality of life for people who need help to live as independently as possible. In addition, Housing Services will continue to support energy efficiency and bringing privately owned empty homes back into use through the SWAS (Safe Warm & Secure), Landlord Loans and the ZILF Co2i loan schemes.
- **Leisure Centres (£1.6m)-** The Leisure portfolio contributes to the preventative agenda, supporting the Public Health Wales Long Term Strategy (2018-30) as well as, health interventions such as the NERS program (National Exercise Referral Scheme), in collaboration with Powys Teaching Health Boards and General Practices, within Powys. Since 2019 the Council has approved a five-year programme which has already enabled significant, essential replacement of plant, fixtures, end-of-life equipment, structural materials, playing surfaces and decoration. The Capital commitment supports the Council's

'landlord' responsibilities as part of the leisure contract but also ensures that the buildings are fit for purpose, compliant, attractive and provide a positive customer experience. Leisure Services in Powys not only support the overall well-being of our 'residents and communities' and now more than ever, contribute to the 'health & care' agendas, providing early intervention and prevention programmes to help reduce the burden on health services. Also, as a collaborative partner to the School's Transformation Programme, enabling learning and development through specific opportunities that the service provides or facilitates. Leisure Services support and contribute to the 'economy' by hosting and delivering local, regional and national events and competitions which draws significant numbers of visitors from across the UK to utilise the facilities we have in Powys. This demonstrates the need for the facilities to be maintained and improved to an appropriate standard.

- **Waste Strategy (£1.8m)**- Powys County Council faces a stringent WG statutory recycling target of 64% for 2019/20 through to 70% for 2024/25. There is also a non-statutory WG target to reduce landfill to 10% by 2019/20 reducing to 5% by 2024/25. This has required a step change in the way all local authorities approach waste and recycling. The continued capital investment in the Waste and Recycling service will ensure that the Council is able to meet the targets whilst obtaining maximum value from the service. A network of assets under the Council's control allows flexibility to adapt to any changing requirements within the industry and Government policy and legislation. Some of these schemes are linked to efficiency savings and service improvements in future years.

Health and Care – We will lead the way in providing effective, integrated Health and Care in a rural environment

- **Social Care (£0.8m)**- The capital programme focuses on supporting those who wish to remain in their own home rather than residential care and supports the integrated Health and Care Strategy for Powys. This strategy acknowledges that people in Powys live longer and healthier lives than elsewhere in Wales and that Powys is a place aspiring to help improve the wellbeing of all people. Capital funding mainly focus on accommodation options, including supporting the building and redevelopment of facilities to increase the stock of supported living and extra care housing in collaboration with Powys Teaching Health Board and local Registered Social Landlords. There are also capital funding requirements for the 13 Powys owned care homes.
- **Children's Services** – In order to ensure a sufficient supply of appropriate, safe placements for children in care, as close to home as possible, investment is mostly focused upon small residential homes for children, with accommodation purchase and development of a range of placements in County to support the complex needs of young people who remain under the local authority's care. Welsh Government have been particularly supportive in offering investment to progress such developments, as mirrored in current Ministerial direction. The changes associated with ICF (Integrated Care Fund) through Regional Partnership Boards (RPB), identify long term collaborative projects that will require a financial commitment from all partners, including PCC over a period of time. This will need to be acknowledged as part of social care's transformation plans, associated with the future development of any such resource.

- **Assistive Technology** - has a key role to play in the modernisation of health and social care. With ever increasing technological advances, it offers a range of possibilities for greater choice, not only of how people can access the support they need, but also where and when they access support. In doing so, assistive technology enables people to take greater control, and to live independently for longer by preventing hospital admissions and premature moves to residential care. Enabling access to better accommodation options is essential in order to support independent living and reduce demand for other types of care.

Learning and Skills – We will strengthen learning and skills.

- **Schools Transformation (£118m)**- The Council has developed a new ten-year Strategy to Transform Education in Powys 2020-30 with the implementation of a major capital investment programme that will ensure that schools in Powys have inspiring, environmentally sustainable buildings that can provide opportunities for wider community activity, including where possible childcare services, early years, ALN, multi-agency support and community and leisure facilities. This will also include developing a reliable, high quality digital infrastructure. The Council is investing £147m over the next ten years in its schools through the current Band A and Band B of the Welsh Government's 21st C Schools Programme. The 21st C Schools Programme has a 65% capital intervention rate for mainstream schools, 75% for special schools and it also offers a new and innovative funding route where the intervention rate is 85% for the Mutual Investment Model. The Council will develop its strategies to ensure maximisation of the potential investment opportunities that may be available via WG funding.

However, to deliver the full Schools Transformation Programme significant funding sources above what is currently included in the following Capital Programme will be required. Alongside this, capital funding through our major repairs programme will be focussed on where the need is greatest, as identified through the School Service's Asset Management Plan.

The Economy – We will develop a vibrant economy.

- **Highways and Environment (£58m)**- The Council has a statutory duty to maintain the adopted highway, maintained at public expense in a safe condition for the passage of the user. A strategic approach has been used to develop the HAMP in identifying and allocating resources for the management, operation, preservation and enhancement of the highway infrastructure to meet the needs of current and future customers. Current gross replacement cost of these assets is estimated at £4.4bn.

The highway network includes public rights of way, which are a major attraction to the county for visitors. There are 1,700 recorded bridge structures on the public rights of way network; most are Council assets. Several major bridges (over £100,000 each) need to be replaced within the next 5 years due to age. In addition, storm damage with increased rates of riverside erosion and rotting of timber is affecting many small to medium bridges (up to £50,000 each). A county wide inventory continues to be developed, to record bridge condition and forward plan for their replacement. Previously, this has been undertaken on a reactive basis.

Outdoor recreation assets are also a significant tourist attraction and can provide valuable opportunities to maintain and enhance biodiversity. There are two remaining building assets under management by the Service; investment is needed in one of them, to enable ongoing lease arrangements. Upgrades may also be required at Llandrindod Lake to meet new standards due to its designation as a reservoir.

- **Property (£0.2m)**- The vision is to ensure that through the Corporate Landlord initiative, the Council's assets are appropriately managed to provide safe, efficient, sustainable properties in the right locations to support the delivery of services and the achievement of key priorities. The Strategic Asset Board and Asset Management Plans are the mechanisms in place to help deliver these priorities, which will ensure close working and collaboration across all service areas and partner organisations such as NPTC / PTHB. The Property team will be supported in this crucial work with investment provided to procure a new Property Management database which will provide a single point of reference for all aspects of the Council's operational and investment estate. A provisional property disposals programme has been developed over the next 10 years.

County Farms - It is essential that the Council manages its agricultural estate prudently, efficiently, and professionally. Effective management of County Farms estate will enable the continued opportunities already enjoyed by current tenant farmers and maintain an income stream. The financial demands of the Estate need to be evaluated against the competing demands across the council whilst noting the estate produces an annual surplus in its trading account. The opportunity for capital receipts will continue to arise as reviews are undertaken at each tenant departure from the Estate. An Invest to Save initiative is being developed which will see investments made to the Farm Estate which should create opportunities for capital receipts and reduced revenue expenditure, for example barn conversions and subsequent sales.

- **Regeneration, Property and Development (£32m)**- The Council need to intervene where the private sector is not able to (for economic reasons) to create or facilitate investment in business units in order to keep and attract business to the County. Abermule business park is one such scheme that sees the Authority developing a former Welsh Government site which otherwise would not have been developed in the short to medium term. Capital investment will also form an important part of supporting the regeneration and viability of town centres complementing the Welsh Government's Transforming Towns funding programme. An initial annual allocation of £2 million starting in 2022-23 has been included as the Council's contribution towards the Mid Wales Growth Deal. As the investment plans for the deal develop the funding will be released to the relevant projects on completion of the relevant governance and approval processes.

- **Information Technology (IT) (£2.5m)**- The service engages with change programmes so that investment and resource meets identified priorities. In respect of infrastructure, IT will seek to invest in up-to-date cloud-based technologies including 'Azure' cloud technologies, improved telephony and mobile systems, WEB and share-point and improved wireless as well as further enabling our staff to work in an agile manner.

In terms of applications, IT is looking to rationalise the number of systems through investment in replacement of legacy corporate systems and through modernisation

of systems and applications to improve integration and provide an improved customer journey.

Cyber resilience is also a key programme, since 2017 an active Cyber Security improvement plan has been in place which details improvements required to maintain our Cyber Security resilience and to maintain standards and accreditations such as Cyber Essentials Plus and PSN Accreditation. In order to maintain the council's resilience and standards, this investment and programme of work is key. This includes investment in tools to detect and prevent malicious activity, tools, processes and resources to maintain systems to prevent vulnerabilities from exploitation, systems to enable us to share and collaborate information digitally and securely without risk of unintended exposure and ultimately damage or complete loss of any of the council's data or systems.

- 3.64 The Capital Programme also identifies £9 million over the next five years of unallocated investment which has been set aside to meet the costs of current pipeline projects and programmes currently being progressed through the Outline Business Case gateway. Also included is initial estimated funding for the Mid Wales Growth Deal.

Draft Treasury Management Strategy

- 3.65 A draft Treasury Management Strategy which is included within the attached Appendix F sets out how the Council will ensure that it has enough funding available to fund its revenue and capital requirements and an appropriate strategy for borrowing and investing for the financial year 2022-23 and details the expected activities of the Treasury function. The Treasury Management Strategy and Annual Investment Strategy is recommended to Full Council for approval in February.

Prudential Indicators

- 3.66 The objectives of the Prudential Code are to ensure, within a clear framework, that the capital investment plans of the local authority are affordable, prudent and sustainable. The statutory Prudential Indicators are shown in full within the Capital and Treasury Management Strategy Appendix F. The tables include the revised estimate for 2021-22, as well as the indicators through to 2026-27.
- 3.67 The key indicator of affordability is the estimate of the ratio of financing costs to net revenue stream, in section 3.17 of Appendix F. The ratio of financing costs for the council fund is 3.9% in 2020-21 rising to 4.1% in 2026-27. The amount of HRA income required to pay for financing increases is 17.0% in 2020-21 rising to 21.7% in 2026-27.
- 3.68 The capital financing requirement (CFR) is shown at section 2.35 of the Appendix and is the measure of the authority's underlying need to borrow for a capital purpose. It is the amount of capital expenditure that has not yet been financed by capital receipts, capital grants or contributions from revenue. The CFR is £324 million in 2021-22 and will rise to £387 million by the end of 2026-27, and £107 million increasing to £175 million for HRA debt.

- 3.69 The operational boundary, in section 3.28, and authorised limits for external debt in section 3.31 both reflect the Treasury Management policy and are set at a level to be affordable and prudent.
- 3.70 The authorised limit for 2022-23 will be the statutory limit under Section 3(1) of the Local Government Act 2003. It is recommended that the level for the authorised limit is set at £492 million and the Operational Boundary is set at £478 million.
- 3.71 The Minimum Revenue Provision (MRP) Policy Statement is included at Section 2.39.
- 3.72 MRP is an annual charge that Councils are required to pay for their debt liability in respect of capital expenditure funded by borrowing, for both the general fund and the Housing Revenue Account debt. This capital expenditure is set out as part of the CFR calculation and updated regularly to reflect borrowing need changes and the resultant costs; it is important to ensure that the debt is repaid over a period commensurate with that over which the capital expenditure provides benefit.
- 3.73 MRP Overpayments - A change introduced by the revised Welsh Government MRP Guidance was the allowance that any charges made over the statutory MRP, voluntary revenue provision (VRP) or overpayments, can, if needed, be reclaimed in later years if deemed necessary or prudent. For these sums to be reclaimed for use in the budget, this policy must disclose the cumulative overpayment made each year. On the 31st of March 2021 the total balance of previous voluntary revenue provision (VRP) stands at £7.11 million, of which £1.41 million relates to the HRA. There is no intention to reclaim any of this at this point.

Reserves

- 3.74 The Council's reserves are key to our financial planning; maintaining these at an appropriate level is central to our financial resilience and sustainability. They provide a safeguard against risk, unusual events and future financial pressures.
- 3.75 In assessing the appropriate level of reserves, the Authority will ensure that the reserves are not only adequate, but also necessary and will be appropriate for the risk (both internal and external) to which it is exposed.
- 3.76 The Reserves Policy (Appendix G) establishes a framework within which decisions are made regarding the level of reserves held by the Council and the purposes for which they will be maintained and used.
- 3.77 The use of reserves and the levels at which they are maintained is determined on an annual basis as part of the Council's Budget setting process.
- 3.78 There is no statutory minimum regarding the level of reserves that should be held. Instead, decisions should reflect the individual position of each council. Reserves are a finite resource and so their use to fund ongoing commitments creates a gap in the finances of future years and erodes our financial sustainability. Benchmarking shows that Powys' reserves are not excessive but are nearer the minimum level of acceptability; we must not plan our budget based on utilising our reserves, they must remain at a level that provides a reasonable level of financial resilience in an ever-challenging environment.

3.79 The level of reserves held, and their forecast used is reported to Cabinet as part of the budget monitoring report and Table 6 below reports the opening and projected balance of the reserves at year end. This is based on the position as at 30th September 2021.

Table 6

| Summary | Opening Balance (1st April 21) Surplus / (Deficit) | Planned Addition / (Use) of Reserves | Forecast (Over) / Under Spend | Projected Balance (31st March 22) Surplus/ (Deficit) |
|-------------------------------|--|--------------------------------------|-------------------------------|--|
| General Fund | 13,634 | (4,294) | 0 | 9,340 |
| Budget Management Reserve | 4,330 | 0 | 0 | 4,330 |
| Specific Reserves | 15,651 | 2,893 | (357) | 18,187 |
| Transport & Equipment Reserve | 11,282 | (8,710) | 0 | 2,572 |
| Total Usable | 44,897 | (10,111) | (357) | 34,429 |
| Schools Delegated Reserves | 3,251 | (52) | 207 | 3,406 |
| School Loans & Other Items | (371) | 7 | 0 | (364) |
| Housing Revenue Account | 4,481 | (2,404) | 641 | 2,718 |
| Total | 52,258 | (12,560) | 491 | 40,189 |

3.80 MTFs Principle 6 is to maintain a minimum general reserve provision of 4% of net revenue expenditure over the period of 2022-27. The projected balance as at 31st March 2022 will be 4.7% in line with this principle.

3.81 The level of reserves held has been assessed alongside the overall budget proposal. For 2021-22 the ongoing impact of the coronavirus pandemic has been a key part of the assessment and to address further covid pressure on services, £1 million was set aside to assist council services with this recovery and £1.7 million set aside to help the wider Powys economy recover.

3.82. Other specific reserves were created at the end of the 2020/21 financial year:-

- Funding to assist in drawing support from other sources of recovery funding, including Levelling up Funding; match funding is required as leverage to draw upon this funding and it is proposed that £1 million is set aside in a specific reserve for this purpose.
- £2.241 million, be transferred into a specific Capital Financing Reserve to support the Council Capital Programme, reducing the Councils borrowing requirements and easing the pressure on the revenue budget
- £1.5 million to fund essential remedial works at council premises.

3.83 The financial position of our schools has been a concern for several years, but the Authority and our schools have made good progress in strengthening financial management arrangements and this was recognised in the recent Estyn Monitoring visit. The "Team around the School" approach, supportive guidance, additional training and the appropriate use of warning notices, recovery planning and removal of financial delegation have all strengthened financial management at schools

causing most concern. Schools' budgets have in the main stabilised in-year, but work continues to address the cumulative deficit balances. The school reserves are ring fenced but ultimately represent a potential Council risk. It is essential that this compliance work continues to be undertaken to ensure that school budgets are managed in accordance with regulations by Governing Bodies.

- 3.84 In the context of the need to maintain financial stability and flexibility moving forward on the advice of the Section 151 Officer, it is Cabinet's intention not to make any use of the General Reserve to fund the 2022/23 Budget.
- 3.85 The use of the Councils reserves will continually be reviewed, particularly considering the continued uncertainty arising from the pandemic. The reserves position will be monitored carefully as the financial year progresses. Under Section 26 of the 2003 Local Government Act, an appropriate person (S151 Officer) must determine the minimum amount of General Fund Reserve.

Impact Assessment

- 3.86 There are Impact assessments for each of the service cost reduction proposals, attached at Appendix I. An impact Assessment for the whole 2022-23 budget has also been completed and will be scrutinised as part of the budget process.

4. Resource Implications and Section 151 Officer Opinion

- 4.1 The Local Government Act 2003 requires an authority's Section 151 officer to give a formal opinion as to the robustness of the budget estimates and the level of reserves held by the Council. This section of the report provides the Section 151 Officer's formal opinion.
- 4.2 Under Section 26 of the 2003 Act, it is not considered appropriate for the balance of the Council's General Fund Reserves to be less than the minimum amount determined by an appropriate person, in this case, the Head of Finance and Section 151 Officer.
- 4.3 The draft budget has been produced within the framework of the draft MTFS. The introduction of scenario planning has ensured that the budget is developed in a prudent and flexible way, highlighting the risk faced by the Council as a result of changes in funding and increasing financial pressures, and offering some choice in how our resources are prioritised and the risk mitigated.
- 4.4 The process has been strengthened further with the continued development of Integrated Business Plans for each service, these plans capture the services' objectives and highlight their roles and responsibilities in supporting the Council's Vision 2025 Corporate Improvement Plan, along with the intended outcomes for service users and/or residents.
- 4.5 The Integrated Business Plans ensure that all elements of delivering the service are considered in a holistic way. Statutory obligations, pay and price pressures, income streams, demographic changes and the impact on service demand, new responsibilities and changes in regulation are all considered. Services assess options for service delivery, their workforce and capital requirements and the cost reductions that can be achieved in submitting their calculated budget requirement.

The impact and risk associated with their proposals is explained. In addition, this year, Heads of Service have assessed the continued impact of the pandemic on their service costs and income streams and have identified the financial risk associated with it. The pressure this creates has been included in the draft budget proposal.

- 4.6 The Council's MTFS guides the development of these plans, and the 2022-23 implications are set out in the draft budget and draft 2022-27 Capital Programme. A process of challenge and review undertaken with Cabinet, each Head of Service, and the Executive Management Team provided assurance on the completeness and robustness of the estimates, whilst highlighting the risks associated with its deliverability.
- 4.7 This strategic approach to allocating resources ensures that the budget plan fully considers the delivery of Vision 2025, the transformation programmes we need to deliver and ensures that service improvement and appropriate levels of statutory provision are all included. Revenue and Capital budgets are aligned and ensure that our limited resources are prioritised to achieve maximum effectiveness in securing outcomes.
- 4.8 The level of cost reduction required in 2022-23 is again a significant challenge. When this is coupled with the ongoing need for improvement and the identification of further potential pressure in some services, a prudent approach must continue to be adopted to support financial stability. Against that background, the draft budget continues to include a risk management allocation, and the removal of prior years' unachievable savings adds resilience and robustness to our budget plan.
- 4.9 A series of documents and policies constitute the budget framework, including the Reserve Policy. The need to hold an appropriate level of Reserves has been brought to the fore as a result of the pandemic. Welsh Government have supported this risk is the last 2 years through the Hardship Fund but with the funding to support the ongoing pandemic now included in the settlement, the Council must ensure it can manage this risk appropriately into 2022-23.
- 4.10 The position going forward will require reserves to be maintained at a prudent level. It is evident that, given the continued financial impact of the pandemic, future cost pressures and lower funding settlements indicated, we will continue to need to deliver savings in the years ahead. To strengthen our financial resilience the minimum level of General Fund Reserve has been increased to 4% of the Net revenue budget; this does not mean that we increase the reserve as it is already at a level above this, but should there be a need to use reserves, our future plan will need to consider replenishing the fund to this level. On this basis the level of revenue reserves held is appropriate to deal with known and unknown risks.
- 4.11 The strengthening of financial management in our schools has seen a reduction in the number of schools in an unlicensed position, and the cumulative balances across schools has improved. The budget plan proposed sees additional funding allocated to schools delegated budgets to meet the financial pressures they face in 2022/23, including the ongoing response to the pandemic. It is essential that compliance work continues building on the progress made to date to further reduce the deficit balances held.
- 4.12 The Council has well established budget monitoring and internal control arrangements and these act as an effective early warning system in identifying

potential problems and for managing potential areas of risk. This ongoing regular review highlights problems and risks early so that corrective action can be put in place, and this is supported by a clear virement process which provides some flexibility to adapt expenditure patterns to meet changing needs and objectives.

- 4.13 The Capital Strategy contained within this report sets out the current investment plans across council assets and the funding arrangements that are in place. The Capital Programme continues to grow as new schemes are developed and delivered. Any additional schemes are subject to robust business cases and are set in the context of overall affordability regarding our Prudential Indicators. Regular reporting of performance against these indicators confirms that the current and planned programme continues to operate within the limits set. Clearly, this position will be kept under constant review, where the later years of the programme are refined as further information becomes available.
- 4.14 The Local Government Revenue Settlement for 2022-23 provides Powys with a welcome increase in funding and the inclusion of indicative funding provided for the following 2 years will enable us to plan with greater certainty over the medium term; this will allow more time for planning and delivering change. The opportunity the settlement for 2022/23 provides must be considered in the context of our ongoing financial sustainability; funding levels will be less generous in the next 2 years and there will still be some difficult decisions to make.
- 4.15 We continue to face significant pressures to manage the increasing demand for services whilst driving improvement across the Council. The proposed increase in Council Tax will help mitigate the position but the Council must continue to seek other opportunities to identify alternative sources of funding.
- 4.16 Taking all the above into account, the Section 151 Officer concludes the estimates used in the budget proposal for 2022-23 are adequately robust but a level of risk remains. Based on the assessment of reserves, the overall level is adequate but remains at the lower end of acceptability given the scale of savings required, the ongoing impact of the pandemic and the financial uncertainty facing the Council over the medium term.

5 Legal Implications

- 5.1 The Solicitor to the Council (Monitoring Officer) has commented as follows:
- 5.2 The Report has been prepared in accordance with the requirements of the Local Government Act 2003 and the Local Government Finance Act 1992. In accordance with Section 25 of the 2003 Act, the Council must have regard to the advice of the Head of Finance (Section 151 Officer), as the Chief Finance Officer, regarding the robustness of the budget estimates and the adequacy of the financial reserves. This advice must be taken into account when considering the proposals in the Report and the recommendations from the Cabinet regarding the budget and the Council Tax rate. In accordance with the Functions and Responsibility Regulations, agreeing the budget and setting the Council Tax rate under the 1992 Act is a matter for full Council. In accordance with Section 30 of the 1992 Act, the Council is required to set the Council tax for the next financial year on or before 11th March.

6 Members' Interests

- 6.1 The Monitoring Officer is not aware of any specific interests that may arise in relation to this report. If Members have an interest, they should declare it at the start of the meeting and complete the relevant notification form.

| Recommendation: | Reason for Recommendation: |
|---|---|
| <p>That Cabinet approves in draft the:</p> <p>1. MTFS for 2022-2027 as set out in Appendix A to the report be agreed in principle.</p> | To aid business planning and development of the budget over a five-year period |
| <p>2. Draft Revenue Budget for 2022-23 with the inclusion of a 3.9% increase in Council Tax in 2022-23 shown in the Financial Resource Model in Appendix B and Table 3 of this report.</p> | Statutory Requirement |
| <p>3. Fees and Charges Register in Appendices D and E.</p> | To comply with Powys County Council Income Policy |
| <p>4. Capital Strategy and Capital Programme for 2022-23 shown in Appendix F.</p> | Statutory Requirement |
| <p>5. Minimum Revenue Provision Statement as set out on Appendix F.</p> | Statutory Requirement |
| <p>6. Treasury Management Strategy and the Annual Investment Strategy in Appendix F.</p> | Statutory Requirement |
| <p>7. Authorised borrowing limit for 2022-23 as required under section 3(1) of the Local Government Act 2003 at £492 million as set out in section 3.70 of this report.</p> | Statutory Requirement |
| <p>8. Prudential Indicators for 2022-23 as set out in section 3.66 to 3.70 of the report and Appendix F.</p> | Statutory Requirement |

| | | | |
|------------------------|---|----------------|---|
| Relevant Policy (ies): | | | |
| Within Policy: | Y | Within Budget: | Y |

| | |
|---------------------------|--|
| Relevant Local Member(s): | |
|---------------------------|--|

| | |
|---|----------------------------------|
| Person(s) To Implement Decision: | Chief Executive |
| Date by When Decision to Be Implemented: | 1st April 2022 |

| | | |
|------------------------------|--------------|--------------------------|
| Contact Officer Name: | Tel: | Email: |
| Jane Thomas | 01597 827789 | jane.thomas@powys.gov.uk |

Background Papers used to prepare Report:

Provisional Welsh Government Local Government Settlement 2022-23
 WLGA Welsh Government Draft Budget and Provisional LGF Settlement 2022-23
 Office for Budget Responsibility Economic and Fiscal Outlook November 2021

List of Documents

Appendix A Medium Term Financial Strategy
 Appendix B Financial Resource Model
 Appendix C Cost Reductions Proposals
 Appendix D Income Guidance Note
 Appendix E Fees and Charges Register
 Appendix F Capital & Treasury Management Strategy
 Appendix G Reserves Policy
 Appendix H Residents Survey Report
 Appendix I Impact Assessments – to follow
 Appendix J Council Wide Impact Assessment



**Powys County Council's
Medium Term Financial Strategy
2022 to 2027**



Foreword by the Leader

This Medium Term Financial Strategy (MTFS) sets out how the Council will develop its financial plans and manage its finances over the next few years and over the medium term.

It supports delivery of Vision 2025 the Council's overarching plan for the future of Powys. It shares our vision and details the well-being and equality objectives we need to prioritise and the activities we will take to get us there. Our plan shows how our resources will be invested, and what improvements stakeholders will see when we achieve our outcomes.

The last two years have been challenging as the pandemic affected all aspects of life in the UK, yet Powys has been resilient. As the pandemic reached its second year, it was gratifying to see the incredible collaboration between our communities, residents, and partners.

The Council's finances have been significantly impacted over many years, and the cost of responding to COVID-19 has caused additional and unprecedented pressures. We are grateful for the additional financial support provided by the Welsh Government through the Hardship Fund and other grants to the local authority, and for their continued support to businesses across the County. However, we expect that future budgets will remain challenging and that further significant savings will be needed if we are to continue to balance our budget in the medium term and ensure that our most vulnerable children and adults are safe and supported.

Powys has received an extremely positive settlement from Welsh Government for 2022/23 and for the first time in many years we have also received indicative allocations for the following two years. The settlement for next year supports the Council in meeting the increased demand for our services, increasing inflationary costs, and support our investment in improvement. We will also have to meet the continued challenges arising from the pandemic.

Funding levels for 2023/24 and 2024/25 return to lower levels of increase, but these indicative allocations enable us to plan with more certainty over the next 3 years. We must use the opportunity provided in 2022/23 to rebase our Service budgets to meet the ongoing needs of our citizens. We will continue to face financial pressures that outweigh the funding provided and will continue to focus on improving efficiency and as far as possible protecting crucial front-line services from savings whilst improving the quality of our social services for children and adults and Education across the county.

The combination of these factors, and continued uncertainty nationally around the path of the pandemic, the economy and public finance outlook, mean that we continue to face challenging times ahead. We must continue to push ahead with our programmes

of transformation across all our Services while maintaining our focus on delivering high quality local services to our residents.

The ongoing impact of the COVID-19 pandemic has changed the way many of us live, learn, work, and play. As a Council, we continue to focus on helping individuals and businesses respond to, and recover from, the pandemic whilst persevering with our core work and transformation projects. This includes developing new council housing, widening access to services through digital engagement, and progressing the Mid Wales Growth Deal to support the long-term development of our economy.

We are also actively contributing towards creating a Net Zero public service by 2030 and have developed a Biodiversity Action Plan and Climate Change Strategy as part of our ongoing efforts to reduce the negative impact that our activities have on the environment. We intend to safeguard the beauty of our countryside and make our communities healthy, safe and diverse places to live, learn, work, and play for generations to come.

The case for transforming education provision across the County is now widely recognised. The reshaping of our education system continues so that it can provide lifelong learning opportunities for all our young people and equip them with the skills and knowledge they need to fulfil their potential.

This MTFS continues to see closer alignment between the policy framework and the way we plan to use our finances. This is supported by an approach which ensures that our limited resources are prioritised on securing outcomes that matter most to our residents. Our vision set out in our Corporate Improvement Plan Vision 2025 (<https://en.powys.gov.uk/vision2025>) is that, by 2025, Powys will be widely recognised as a fantastic place in which to work, live and play.



Rosemarie Harris
Leader of Powys County Council

Introduction

This document is the financial strategy for Powys County Council for the period 2022 to 2027. It has been developed as part of the overall strategic planning process alongside Vision 2025, the Council's Corporate Improvement Plan. The strategy captures the financial, regulatory and policy drivers affecting the council and sets the direction and approach. It also incorporates the plan for delivering a balanced budget for 2022/23, and indicative budgets for the following 4 years to March 2027. This means the Council has an ongoing financial plan to enable service transformation within the funding levels available.

This financial strategy includes all Council services activity funded by the revenue budget, the Housing Revenue Account and the Capital programme. This information is presented in a 5-year budget model and a 5 year Capital Programme.

The model sets out how a balanced budget will be developed for 2022/23.

The model identifies the estimated requirement for the Council to find ways to reduce its spending by around £22 million over the five-year period of this strategy.

Indicative figures have been provided by Welsh Government for the following two year settlements and the for the final two years of the model indicative figures have been used as in the longer term settlements will be affected by central government's finances in the future. Our modelling is therefore based on best available information but is difficult to predict with any great certainty and is subject to multiple internal and external influences.

MTFS Principles

As well as consideration of future income and expenditure scenarios, the MTFS provides a set of clear principles which will drive the Council's budget and spending decisions over 2022-27 and which Members and others can examine and judge the Council's financial performance against. The ten key principles are to ensure that:

1. The Council will continue to meet its statutory obligations and to demonstrate how its budget supports the priorities contained in Vision 2025.
2. The Council's financial control system will be sufficiently robust to support the delivery of financial plans and mitigate corporate risks.
3. All Council budgets will be reviewed annually to ensure resource allocations are delivering value money and continue to align to the delivery of priority outcomes in Vision 2025.
4. Financial plans will provide an optimum balance between income and expenditure for both capital and revenue.
5. Reserves will not be used to fund recurrent budget pressures or to keep down council tax rises.

6. The Council's General Fund reserve will be maintained at a minimum of 4% of Net Revenue Expenditure (excluding the Schools Delegated budget) over the period of the MTFS.
7. Capital investment decisions will support the Council's corporate priorities and mitigate any statutory risks taking account of the return on investment and robust business cases.
8. Prudential borrowing will only be used to support the capital programme where it is affordable and sustainable within the Council's overall borrowing limits and the revenue budget over the long term.
9. Decisions on the treatment of surplus assets will be based on an assessment of the potential contribution to the revenue budget and the capital programme.
10. Budgets will be managed by members of SLT in accordance with the Council's Financial Procedure Rules.

Strategic Context

Economic and Fiscal Outlook

The Office for Budget Responsibility (OBR) published its report "Economic and fiscal outlook" in October 2021. The report provided an analysis and forecast of the UK's public finances.

The successful vaccine rollout has allowed the economy to reopen largely on schedule, despite continuing high numbers of coronavirus cases. The vaccines' high degree of effectiveness, combined with consumers' and businesses' surprising degree of adaptability to public health restrictions, has meant that output this year has recovered faster than expected in March, boosting tax revenues in the process.

The economy is now expected to grow by 6.5% in 2021 (2.4% faster than predicted in March), and unemployment to rise only modestly to 5.25% this winter (1.25% lower than March), which helps the budget deficit to almost halve to £183 billion in 2021-22 (£51 billion lower than March).

But the strength of the rebound in demand in the UK and internationally has led it to bump up against supply constraints in several markets. These have been exacerbated in the UK by changes in the migration and trading regimes following Brexit. Energy prices have soared, labour shortages have emerged in some occupations, and there have been blockages in some supply chains. These can be expected to hold back output growth in the coming quarters, while raising prices and putting pressure on wages. CPI inflation was expected to reach 4.4% next year, however recent updates now project inflation peaking at close to 5% next year.

Over the medium term, the OBR have revised up real GDP as they now expect post-pandemic scarring of potential output to be 2% – rather than the 3% assumed in March. Uncertainty around this judgement remains large, however, with limited evidence as yet regarding how smoothly furloughed workers will be reabsorbed into

employment, whether those workers who became inactive or left the country during the pandemic will re-enter the labour force, and how fully shortfalls in capital investment, innovation, and the acquisition of skills will be made up. With inflation also higher and more persistent, they have revised up nominal GDP – the key driver of tax revenues – by 4.1% in 2025-26 relative to March, boosting pre-measures revenue forecast by 4.5% in that year. While higher inflation also boosts public spending, overall pre-measures forecast for borrowing is lower by £38 billion a year on average relative to the March forecast.

Against the backdrop of an improved underlying fiscal outlook, the Government has announced a significant discretionary increase in both the tax burden and the size of the post-pandemic state.

The improvement in the fiscal outlook is sufficient to enable the Chancellor to meet his fiscal target of getting underlying debt falling as a share of GDP by the third year of our forecast (2024-25 in this one). This new fiscal mandate is codified in a revised draft Charter for Budget Responsibility published alongside the Budget, which also includes supplementary targets for balancing the current budget within three years and capping public investment and welfare spending over different periods. All these new targets are set to be met too. Finally, the Charter identifies additional measures of debt affordability and public sector balance sheet performance that will guide the Chancellor's management of fiscal policy. In the OBR's central forecast, underlying debt falls by 0.6% of GDP in 2024-25, the current budget is in surplus by 0.9% of GDP, public investment averages 0.3% of GDP below its cap, and welfare spending is £2.8 billion below its effective cap. These margins are all well below the historical average three-year ahead forecast error for the current balance of 2.3% of GDP and for the change in debt of 3.8% of GDP.

UK Government's Spending Round : Implications for Wales

The UK Government is providing the Welsh Government with an additional £2.5 billion per year on average through the Barnett formula over the Spending Review period. This is on top of its annual baseline funding of £15.9 billion. The Welsh Government is also receiving an additional £425 million this year.

In addition, funding is provided for a number of specific initiatives including the Levelling Up fund, City and Growth deals, Global Centre of Rail Excellence, the Net Zero Strategy, and the Shared Rural network (to deliver high-quality 4G mobile coverage to 95% of the UK).

Welsh Government's Draft Budget for 2022-23

Overall, the Welsh Government's Total Managed Expenditure will be just over £23.7bn in 2022-23. Indicative allocations show this rising to £24.7bn in 23-24 and £25.1bn in 24-25. Within that definition is the Departmental Expenditure Limit (DEL) which is the element of the budget under direct Ministerial control.

The capital and revenue DEL increases by £2.6bn (13.7%) to £21.4bn. Day-to-day spending will increase by £2.5bn (15%) to £18.8bn and spending on capital will increase by £122m (4.9%) to £2.6bn. The capital increase is small compared last

year and the reallocation among the budget lines is the result of a zero-based review. The climate change portfolio is the biggest winner.

Welsh Government's set out their priorities which continue to be health and local government services. They suggest that the increased Settlement will enable local authorities to continue to deliver the services their communities want and need as well as supporting national and local ambitions for the future, including responding to the climate and nature emergency and contributing to our Net Zero Wales plan.

The Local Government Revenue Settlement

The Aggregate External Finance (AEF) will increase by £437 million a 9.4% increase. Authority's settlements the lowest increase is Blaenau Gwent with 8.4% (RCT is slightly higher) and the highest is Monmouthshire with an increase of 11.2%. The range is largely a reflection of movements in several datasets derived from the schools' census and financial data.

The settlement provides the indicative Wales-level core revenue funding allocations for 2023-24 and 2024-25 are £5.3bn and £5.4bn respectively – equating to an uplift in the first year of £177m (3.5%) and, in the second year of £128m (2.4%). These figures are indicative and dependent on both the current estimates of NDR income over the multi-year settlement period, and the funding provided to Welsh Government by the UK Government through the 2021 Comprehensive Spending Review.

The Minister has responded “to the need to ensure that hardworking staff receive well-deserved pay rises in the future”. In particular including funding to enable local authorities to meet the additional costs of introducing the real Living Wage for care workers as set out by the Minister for Health and Social Services.

The settlement maintains the approach taken in 2021-22 and continues to freeze the non-domestic rates multiplier for 2022-23. An additional £35m in RSG is provided in 2022-23 to offset the reduced income and a further £1m for the following two years. It also continues to provide £4.8m for authorities to deliver additional discretionary rates relief for local businesses and other ratepayers to respond to specific local issues.

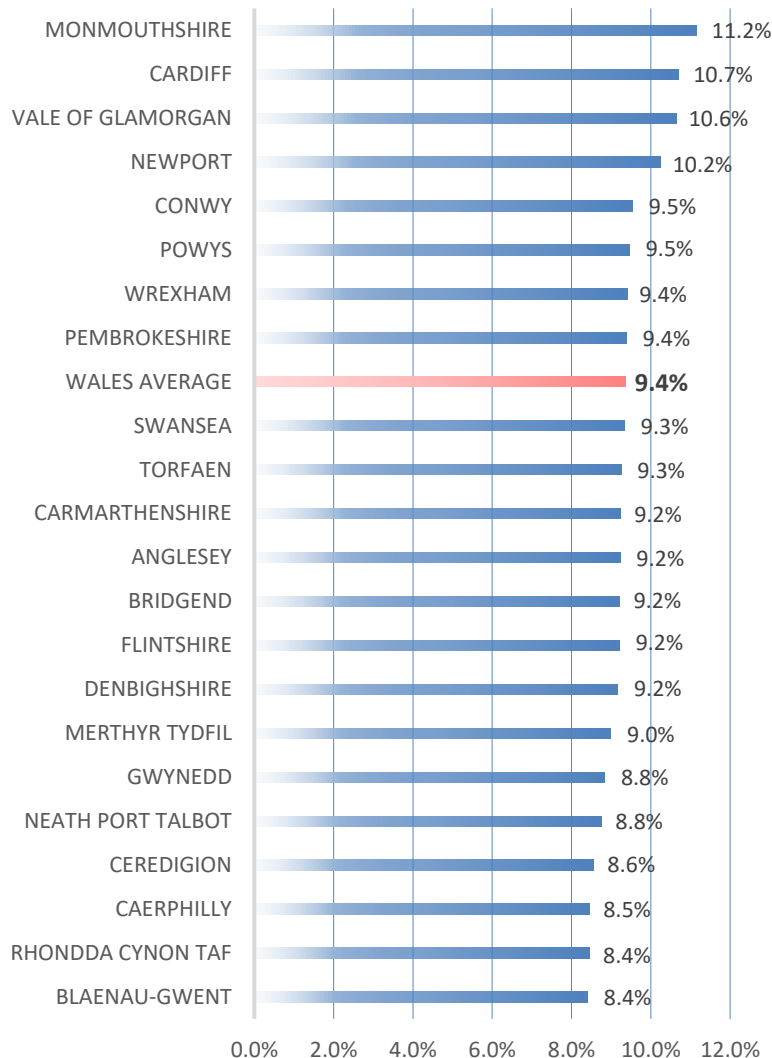
The funding provided through the Settlement also recognises the decision made around the 2021/22 teachers' pay deal and includes funding for the costs arising from the 2022/23 pay deal, which fall within this Settlement year. No further funding will be made available in-year in recognition of the 2022/23 teachers' pay deal, and authorities' budget planning must accommodate these costs.

More widely on public sector pay, the Settlement includes funding to cover the increased costs local authorities will face arising from the UK Government's announcement to increase National Insurance contributions for employers.

Information on specific revenue and capital grants planned for the following three years was also published. For 2022-23, these amount to more than £1.1bn for revenue and over £700m for capital. The indicative information will be further updated in the final settlement.

The provisional AEF for Powys in 2022/23 is £210.257 million. Funding in Powys has increased in cash terms by £18.374m, a 9.6% increase.

Figure 1: Changes to AEF, 2021-22 to 2022-23 by local authority, after adjusting for transfers



Source WLGA Briefing WG Budget and provisional LGF Settlement 2022-23

The impact of the Coronavirus Pandemic

The pandemic continues to have a significant impact on our financial position and without the support from the Welsh Government Hardship fund we would be facing a deficit this year which would inevitably deplete our reserves and place the council at financial risk. This specific funding will cease on 31st March 2022. We must clearly understand how the pandemic could continue to impact on our services, our costs and our levels of income into the new financial year and ensure funding is set aside for this outlay.

It is likely that the financial impact of the pandemic will continue into 2022/23 and will almost certainly affect public sector finances for many years.

The Finance Minister's statement recognises the progress of the pandemic and its ongoing impact on public services which continues to be highly uncertain. The Minister has considered how to manage pandemic support for local authorities and concluded the balance lies in providing funding in the first year (2022-23) through the Settlement, in recognition the ongoing impact of the pandemic on services which authorities will need to manage.

The Council has considered the ongoing impact of the pandemic and worked these costs into our service plans. These ongoing costs are recognised in our revenue budget for 2022-23. There is still uncertainty about the course of the pandemic and the ongoing impact it could have on our costs or our ability to raise income if further restrictions are imposed.

Planning over the medium term is difficult with heightened levels of uncertainty, with continued impact on our own income streams for Council tax and fees and charges, will these recover to normal levels post pandemic or will the impact continue into future years. The economic impact of the pandemic could also have wider repercussions for people's ability to pay for services.

Given the breadth and depth of the impact of the pandemic to date, alongside the uncertainty surrounding its future course, the Council will continue to face difficult choices for the coming year.

We must ensure that we continue to maintain a sustainable and robust medium term financial planning.

Local Context

Powys County Council has taken action to reduce its spending by more than £104 million over the last decade as a response to cuts in government funding and the need to meet inescapable additional costs in some areas.

The local context affecting our funding and demand for services is well recognised and heavily influenced by Powys being sparsely populated with a wide geographic area requiring services. Powys has a higher than average older population that is predicted to increase at a faster rate than the national average. This statistic can largely be attributed to people living longer because of better healthcare and improved lifestyles together with an inward migration of people above retirement age to the County. Conversely, the county's younger population is declining with a reducing birth rate and a sizeable outward migration of young people. Further and higher education and career opportunities are the main contributors to this trend.

This Council understands its legal obligation to set and deliver a balanced budget each year and has a significant transformation programme underway to improve the quality of key services such as education, social care, highways, transport and recycling while also reducing our operating costs over the medium term.

On the current modelling, to deliver a balanced annual budget between April 2022 and 2027 the Council will need to reduce its spending by more than £18 million (2023-27) and to increase council tax by 5% from 2023-2027. This will be achieved

through transformational change and cost efficiencies but reductions in some services offered will also be inevitable.

These factors in combination present significant challenges to the Council. As evidenced in the Rural Cost Analysis (<https://en.powys.gov.uk/article/7842/Funding-changes-needed>) the provision of services to a dispersed and relatively small population is expensive as a result of greater transport costs and the demand for facilities to be delivered locally or within a commutable distance.

Vision 2025 – Our Corporate Improvement Plan

Vision 2025 is the Council's overarching plan for the future of Powys. It shares our vision and details the well-being and equality objectives we need to prioritise and the activities we will take to get us there. Our plan shows how our resources will be invested, and what improvements stakeholders will see when we achieve our outcomes. aligning our workforce activities with our organisational aims.

The Vision and Corporate Improvement Plan have been reviewed and the priorities redefined, the vision now reads as “By 2025 Powys will be widely recognised as a fantastic place in which to work, live, learn, work and play”

Our Well-being and Equality objectives:

- We will develop a vibrant **ECONOMY** (Well-being Objective 1)
 - We will enable people with a disability to have improved opportunities for valued occupation including paid employment (Equality Objective 1)
 - We will ensure equality of opportunity for all our staff and take action to close the pay gap (Equality Objective 2)
- We will lead the way in providing effective, integrated **HEALTH AND CARE** in a rural environment (Well-being Objective 2)
 - We will improve the availability of accessible homes, adaptable homes and life-time homes, that provide suitable and sustainable accommodation for future generations (Equality Objective 3)
 - We will help people to get the support they need to prevent homelessness (Equality Objective 4)
- We will strengthen **LEARNING AND SKILLS** (Well-being Objective 3)
 - We will improve opportunities and outcomes for children living in poverty (Equality objective 5)
- We will support our **RESIDENTS AND COMMUNITIES** (Well-being Objective 4)
 - We will improve opportunities for our residents and communities to become more digitally inclusive, enabling them to easily access the services they need and participate fully in everyday life (Equality Objective 6)

The Corporate Improvement Plan is our road map for the next four years, setting out our top priorities and milestones, including those we are working on with our partners which are also articulated in the Powys Public Services Board Wellbeing Plan

Towards 2040, and the Powys Regional Partnership Board Joint Area Plan A Healthy Caring Powys.

Delivering Vision 2025: Transforming the Council

The Council continues with its ambitious Transformation Programme to help deliver Vision 2025, the governance of which is shown in the diagram below. The Vision 2025 Transformation Programme contains nine key programmes as shown in the diagram below.



The Programme is governed by a Transformation Delivery Board comprising the Cabinet and the Executive Management Team. Progress is included in the Council’s performance management reports which are presented to Cabinet each quarter. There are service transformation programmes also underway across the Council and progress on these also reported to the Board at regular intervals whilst some services: Education, Housing and HTR report directly to Service Improvement Boards.

Medium Term Financial Planning

The Council’s budget planning has traditionally been determined using an incremental budgeting approach and has tended to focus on one year with limited development over the longer term. This will not deliver a sustainable financial

position for the Council going forward. The Council is therefore moving to an Outcome Based Budgeting approach, focused on the medium to long-term and aligned to service and workforce planning.

The strategy is based on an approach which brings together all elements of the Council activity to deliver Vision 2025, a programme of transformation, and one which encompasses service improvement and delivers appropriate levels of statutory service. It will better align revenue and capital to ensure that our limited resources are prioritised to achieve maximum effectiveness and based on securing outcomes that matter to our residents.

The strategy is supported by a detailed five year budget model. The budget model has been improved with scenario planning across Best, Realistic and Worse case scenarios. Funding, pay and price pressures and changes in service demand have been modelled on this basis and the budget gap identified for each year of the plan. This provides the basis for the allocation of funding to each service.

The introduction of the Integrated Business Plan has been developed over the last couple of years and the process is now starting to embed across the Council

Service Evaluation is key to the process, performance, cost analysis, benchmarking, regulatory recommendations, proposals for improvement and Service User / Resident Feedback all feature. The objectives for the services which align to the 5 ways of working and the 7 Well-being goals of The Well-being of Future Generations (Wales) Act 2015) and meet statutory requirements and legislative changes are defined.

In finding sustainable solutions for service delivery objectives should broadly align to any 1 of the following requirements:

- Objectives to redesign services to deliver them more efficiently, effectively or in an alternative manner.
- Objectives that identify key delivery partnerships or outsourcing opportunities
- Objectives that contribute positively to support Climate Change
- Objectives that realise opportunities to stop delivering services because requirements or priorities have changed, allowing the planned release of resources.
- Objectives that realise opportunities to generate additional income.

Workforce implications are identified and inform the council's workforce development and training needs. Risks and impact are assessed and defined.

The service area budget is developed based on the allocation of resource to deliver each of the objectives. These individual Integrated Business Plans all feed into the overarching Corporate Plan and budget for the Council.

Funding Assumptions

The Welsh Government provides funding to the Council in the form of a Revenue Settlement Grant (RSG) and a share of the National Non-Domestic Rates Pool (NDR). Together they constitute the Council's Aggregate External Finance (AEF), which represents approximately 69.6% of our funding.

The Provisional Settlement or Aggregate External Funding (AEF) figure was announced on 21st December 2021 and the core revenue funding for local government in 2022-23 will increase by 9.4% on a like-for-like basis compared to the current year. In 2022-23, local authorities will receive £5.1 billion from the Welsh Government in core revenue funding and non-domestic rates to spend on delivering key services. No authority will receive less than an 8.4% increase.

Powys has £1,586 of funding per capita, compared to the Wales average of £1,611 and the year on year change ranks 13th out of all the Unitary Authorities,

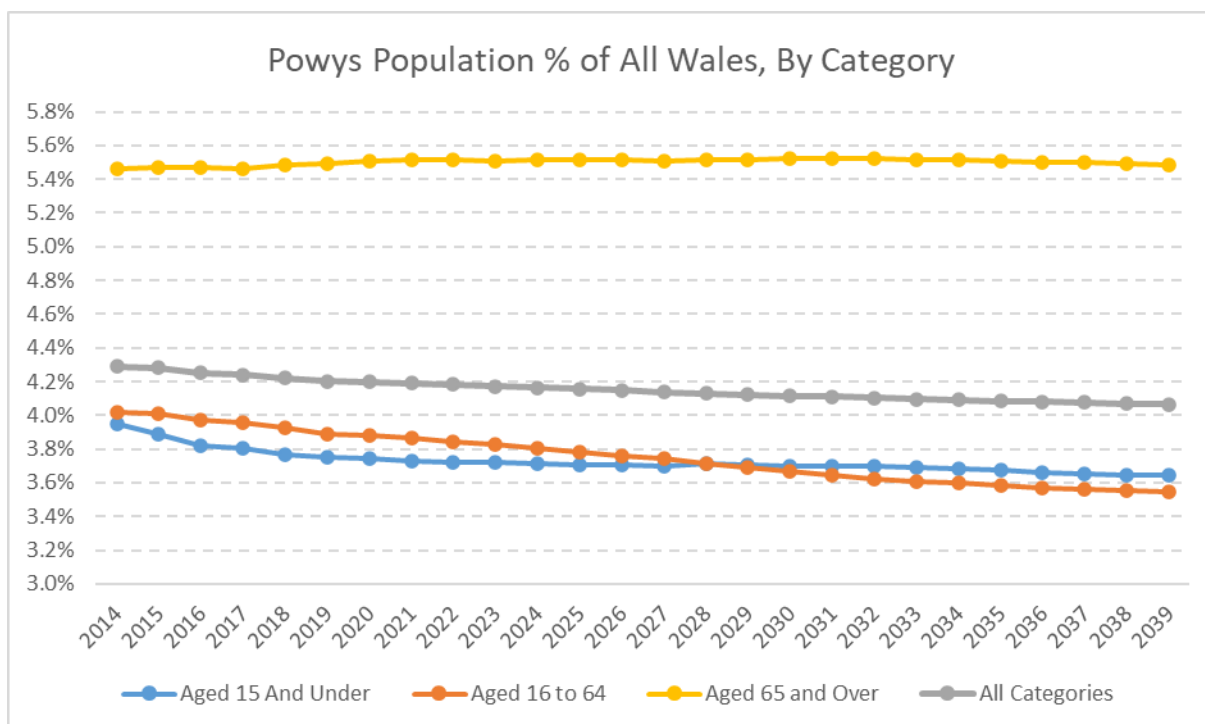
Powys collects NDR (more commonly known as Business Rates) from businesses within the county. These funds are pooled at a national level and redistributed to Councils via a formula. Powys receives over £13m more than it collects.

Powys' Settlement also reflects movements in the factors included in the overall formula like population projections, pupil numbers and benefit claimant counts. The key indicators are shown in the table below.

| Changes in Key Datasets | | | | | | | | |
|---|---------|-------------|------------|------|-----------|-------------|------------|------|
| Dataset ¹ | 2021-22 | 2022-23 | % | Rank | 2021-22 | 2022-23 | % | Rank |
| | Final | Provisional | Difference | | Final | Provisional | Difference | |
| Total Population ² | 132,475 | 132,538 | 0.0% | 18 | 3,163,125 | 3,171,125 | 0.3% | 18 |
| Pupil Numbers - Nursery and Primary | 9,577 | 9,589 | 0.1% | 6 | 261,664 | 260,454 | -0.5% | 6 |
| Pupil Numbers - Secondary in year groups 7-11 | 6,452 | 6,452 | 0.0% | 21 | 165,357 | 168,413 | 1.8% | 21 |
| Free School Meals - Primary | 1,034 | 1,147 | 10.9% | 3 | 45,270 | 48,459 | 7.0% | 3 |
| Free School Meals - Secondary | 637 | 719 | 12.9% | 5 | 26,400 | 28,711 | 8.8% | 5 |
| IS/ JSA/ PC/UC (not in employment) claimants - 18 to 64 | 1,782 | 3,139 | 76.2% | 1 | 90,136 | 131,795 | 46.2% | 1 |
| IS/ JSA/ PC claimants - 65+ | 4,035 | 3,827 | -5.2% | 12 | 100,207 | 95,063 | -5.1% | 12 |
| IS/ JSA/ PC/UC (not in employment) claimants - all ages | 5,837 | 7,027 | 20.4% | 7 | 191,132 | 228,728 | 19.7% | 7 |
| SDA/DLA/PIP claimants - 18 to 64 | 4,502 | 4,570 | 1.5% | 19 | 142,657 | 146,859 | 2.9% | 19 |

The total number of people living in Powys seen a slight decline over recent years (see graph below) with the table above showing a very slight increase between 2021-22 and 2020-23, this may however be due to the change in the data collected which is now based on the mid-year estimates. The population across Wales has increased and the change across other authorities has an impact on Powys and the distribution in funding.

The population trend across Powys is shown in the table below with further decline expected over the next 18 years to 2039, with the working age population showing the largest decline.



Powys has seen a continued decline in pupil numbers over the last ten years and although numbers are stabilising, they are not projected to recover to their former levels. Even if maintained at their current levels, the increase in numbers elsewhere in Wales will potentially mean we have less funding in our future settlements.

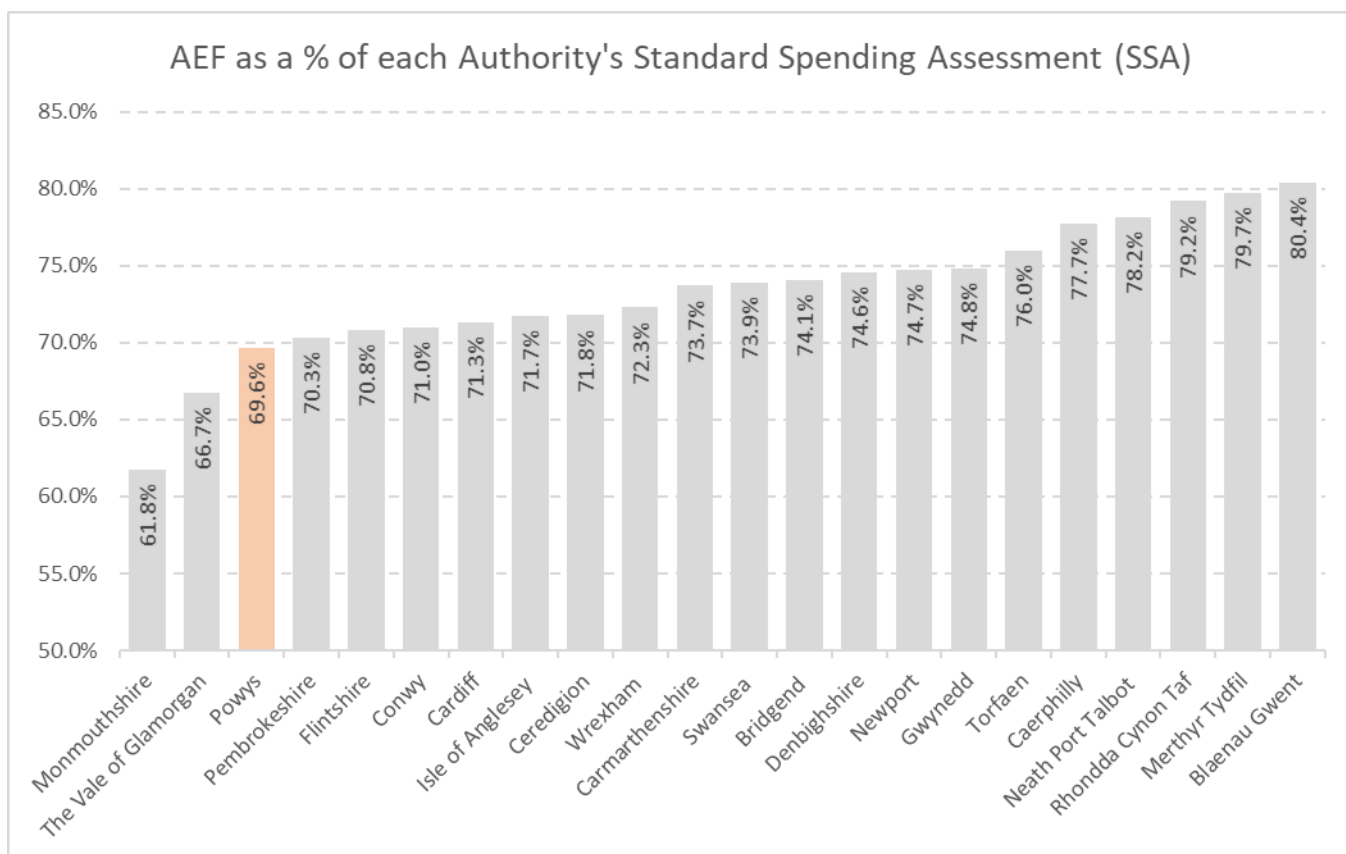
Welsh Government have provided indicative figures in the settlement for the following two financial years of 3.5% and 2.4% and have been factored into the FRM £7.3 million and £5.2 million. For 2025-26 onwards we are assuming 2% increase which equates to funding equal to approx. £4.4 million.

Specific Grants

In addition to the AEF, Councils also receive specific grants which are accompanied by specific terms and conditions as to how they can be used. We receive around £55 million of grant funding next year. These grants can change year on year and where a grant has been reduced or withdrawn, the Council's policy is that the service funded by the grant also reduces or ceases.

Council Tax

Council Tax represents around 30.4% of the Council's Net Revenue Budget. Powys' Council Tax contribution is proportionally greater than other Authorities, an authorities' ability to raise Council Tax is calculated on the Council Tax base and Powys has a higher Council Tax base than most of the other authorities. The below graph shows the percentage of each Local Authority's Standard Spending Assessment covered by central funding (AEF).

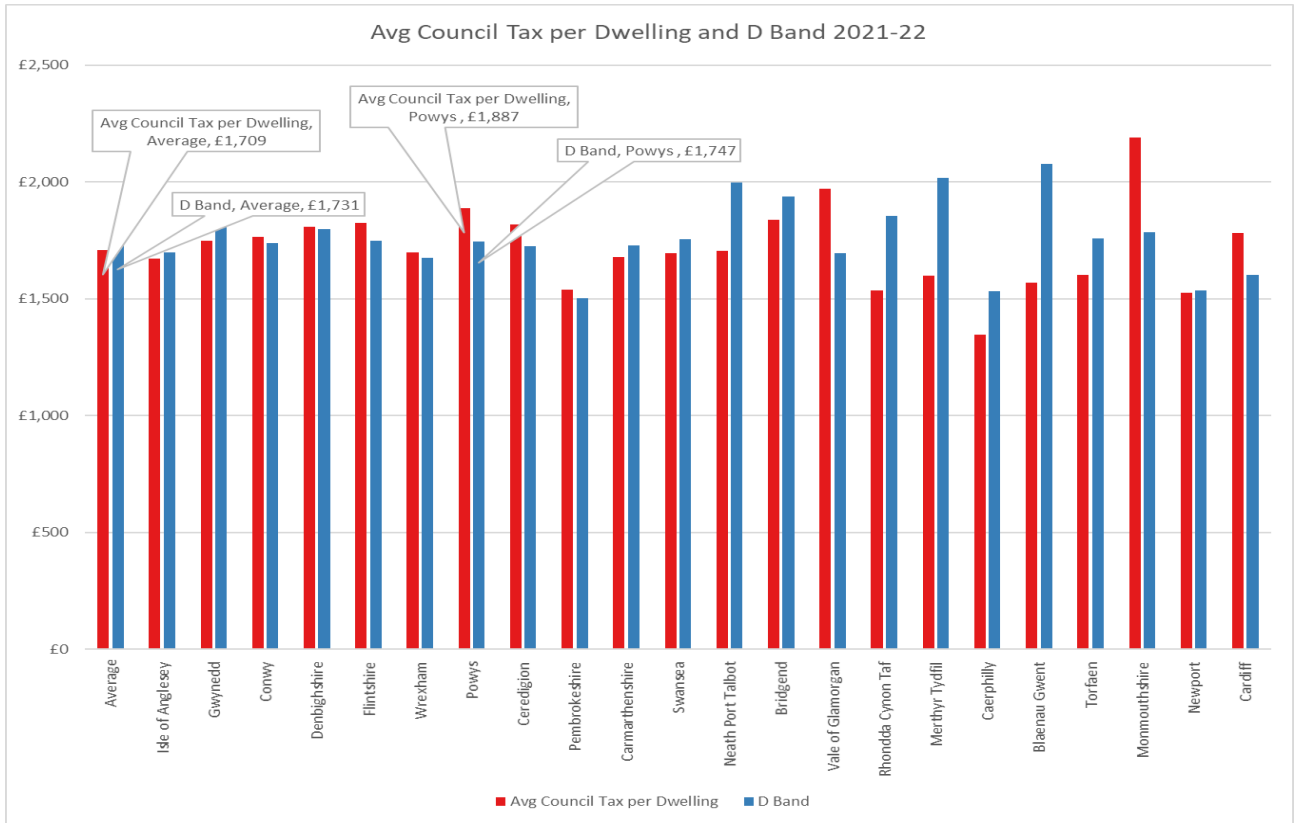


In our financial model (FRM), we are proposing an increase in Council Tax each year of 5% for future years.

The total Council Tax households will have to pay will be affected by decisions from public bodies, including Community Councils and the Police Authority. The following table indicates the additional permanent funding that Council Tax increases ranging from 1% to 10% would produce.

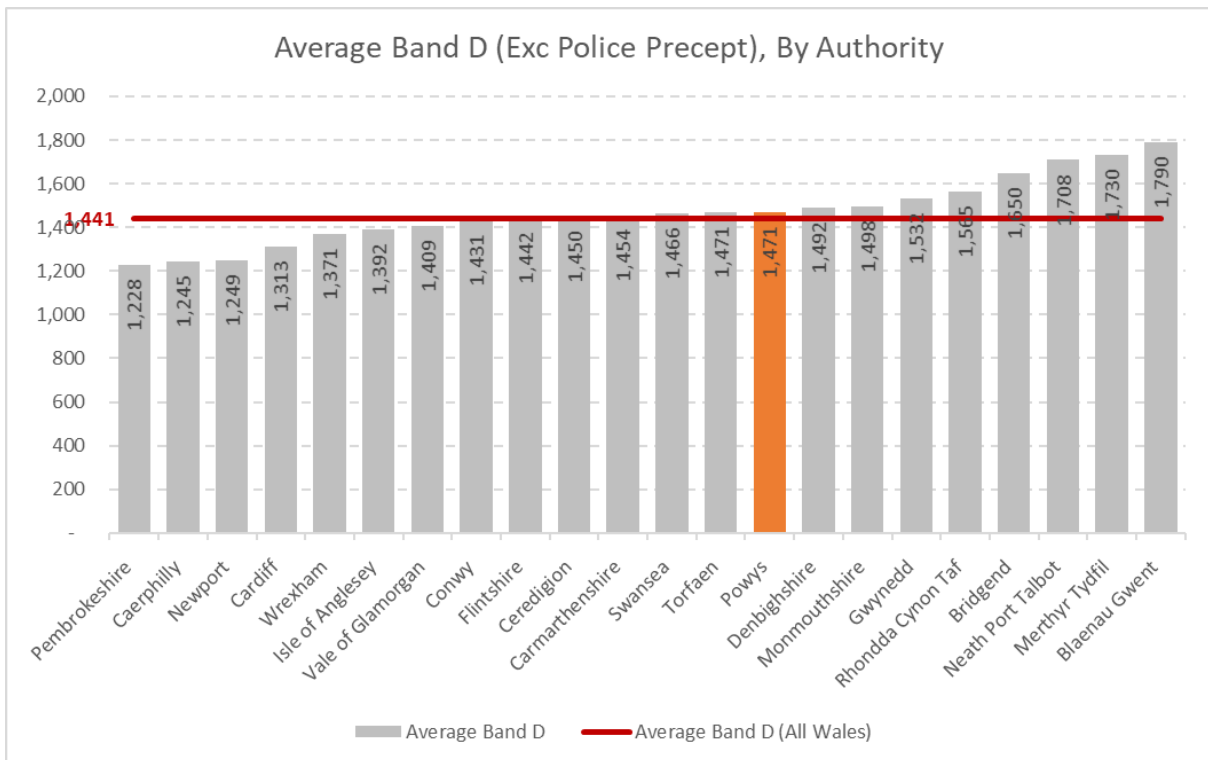
| 2022/23 | | | | | | | |
|----------------------|-------|--------|--------|--------|--------|--------|--------|
| % Change Council Tax | 1.00% | 2.00% | 3.00% | 4.00% | 5.00% | 7.00% | 10.00% |
| £'000 | £921 | £1,841 | £2,762 | £3,682 | £4,603 | £6,444 | £9,206 |

A balance needs to be struck between the ability to raise enough money to fund important services to the right level and the impact increasing taxation has on the residents of the County. Average council tax per dwelling in Powys for 2021/22 was the 3rd highest in Wales, this is particularly sensitive in a county with one of the lowest average wage levels in Wales. The graph below compares Powys against Welsh Local Authorities in terms of 2021/22 council tax average cost per dwelling and the Band D average (these figures include all precepts).



For 2021-22, the average annual Council tax bill for a Band D property in Powys was £1,747 (including community council and police precept). This was broadly in line with the Wales average for Band D properties of £1,709.

The table below shows the Band D Council Tax level for each of the local authorities in Wales (excluding all precepts).



Council Tax collection rate for 2020-21 was 97.0% (0.2% down on previous year) which compares with an average of 95.7% for all unitary authorities in Wales. The highest collection rate in Wales for 2020/21 was 97.5%

The pandemic continues to have an impact on Council tax collection across Wales, at the end of November 2021, an average reduction of 0.98% (improvement upon 2020-21 of 1.58%) has been recorded across Wales. Powys has suffered the least impact with collections rates down by 0.49% (last year 0.66%).

Revenue Budget

Our revenue budget indicates what we will spend on day to day services. It includes the cost of salaries for staff employed by the Council, contracts for services procured by the Council, other goods and services consumed by the Council and the cost of financing borrowing to support the capital programme. Our revenue spending priorities are determined according to the Council's statutory responsibilities and local priorities as set out in our corporate plan (Vision 2025).

Reductions in funding and increasing cost pressures place significant pressure on service delivery. Over the last decade we have made savings of more than £104m. Our financial strategy must identify and calculate the impact of pay, price and inflationary increases, changes in demand for service provision, changes in statutory and legislative obligations, and the funding of our local priorities. Each Services Integrated Business Plan will inform the overall Councils Budget Plan, these will define all the objectives of the service. The plans capture the service's vision and highlights its key roles and responsibilities in supporting the Councils Vision 2025 Corporate Improvement Plan Outcomes, and statutory responsibilities along with the intended outcomes for service users and / or residents. In addition, the Programmes to deliver the Vision 2025 have been developed and are monitored through the Council's Transformation Delivery Board for inclusion in the annual budget cycle and 5-year plan.

It is expected that the Vision 2025 will be delivered within the existing Revenue Budget. Some investment may be required to support capital expenditure or transformational activity and funding identified to support our plans will be allocated based on sound business cases.

We set our budget within a statutory framework under the Local Government Act 2003 that requires a balanced budget for the forthcoming financial year. There is no requirement to set out a balanced position beyond the next year, but the five-year strategy has been developed to enable longer term planning and transformation.

The Medium Term Financial Strategy:

- Identifies the cost of implementing our Vision;
- sets out future funding levels from Welsh Government;
- considers the level of Council Tax to be raised;
- identifies and estimates the cost pressures facing the Council;
- sets out the policy on Reserves;
- identifies the gap between our funding and expenditure.

How we will balance the budget

The table below sets out the proposed draft net budget for 2022-23 at £302,323 million, including the Delegated Schools' Budget.

| £'000 | Base Budget | Inflation | Demography | Pressures | Transformation | Savings | 2020/21 Undelivered Savings | Budget 2022/23 | Variance | % Increase |
|----------------|----------------|--------------|------------|---------------|----------------|----------------|-----------------------------|----------------|---------------|-------------|
| Delegated | 81,717 | 3,136 | -227 | 133 | 0 | 0 | 0 | 84,759 | 3,042 | 3.7% |
| Education | 10,789 | 406 | | 829 | 824 | (55) | 0 | 12,792 | 2,003 | 18.6% |
| HTR | 28,106 | 1,268 | | 1,008 | 0 | (311) | 106 | 30,176 | 2,070 | 7.4% |
| H&CD | 5,305 | 386 | | 0 | 0 | (172) | 0 | 5,518 | 213 | 4.0% |
| PPPP | 4,845 | 436 | | 872 | 0 | (21) | 50 | 6,182 | 1,337 | 27.6% |
| ASC Commission | 3,293 | 160 | | 0 | 0 | 0 | 0 | 3,454 | 160 | 4.9% |
| ASC | 67,266 | 784 | 623 | 9,129 | 55 | (3,329) | 100 | 74,628 | 7,363 | 10.9% |
| Children | 25,959 | 635 | 280 | 3,639 | 0 | (2,719) | 0 | 27,793 | 1,835 | 7.1% |
| Finance | 6,085 | 295 | | 0 | 0 | (39) | 0 | 6,341 | 256 | 4.2% |
| Transf/Comm | 1,512 | 80 | | 106 | 65 | (51) | 0 | 1,712 | 200 | 13.2% |
| WOD | 2,036 | 144 | | 267 | 54 | (135) | 120 | 2,487 | 451 | 22.1% |
| Digital | 4,259 | 284 | | 312 | 831 | (25) | 819 | 6,479 | 2,220 | 52.1% |
| Legal | 3,087 | 115 | | 226 | 0 | (170) | 123 | 3,380 | 293 | 9.5% |
| Corp | 35,523 | 60 | | 1,178 | 500 | (642) | 0 | 36,620 | 1,097 | 3.1% |
| Total | 279,782 | 8,188 | 676 | 17,699 | 2,329 | (7,668) | 1,317 | 302,323 | 22,541 | 8.1% |

The table shows the 2021-22 base budget and proposed changes across each service to provide a base budget for 2022-23, including:

- Pay Awards – 2021/22 realignment and 2022/21 awards – National Agreement £5.942 million
- Non- pay inflation £0.947 million
- National Insurance 1.25 % increase £1.299 million
- Demographic changes – Learning disability transitions and additional Looked after Children estimations - £0.676 million
- Corporate Pressures – Fire levy and council tax reduction scheme - £0.622 million
- Real living wage to be paid to carers estimated at an additional £2.3 million on current care contracts
- Specific Services Pressures – contract inflation, remedial works, replace grant reductions, full year effect of part year social care placements, social care support for rising demand, post 16 transition support, local development plan - £14.777 million
- Transformation – no longer funded by Capital Receipts, Revenue Budget, bids approved reflect Vision 2025 Transformational work £1.829 million and £0.50 million for redundancies.

Reductions in funding as follows:

- £7.7 million of cost reduction proposals, the detail of which is provided at Appendix C, with Impact Assessments on each of the proposals attached at Appendix I.

The Council's budget reflects the totality of the Council's costs including salaries and wages, the purchase of goods and services, premises costs and the revenue cost of financing our capital programme. The budget is financed by all the Council's income

sources including AEF, council tax, fees and charges, specific grants and contributions from other bodies.

Income from fees and charges makes a significant contribution (£65 million per annum) to the Council's budget and the Council's approach to income generation is included in the MTFs.

The budget proposed for 2022-23 includes increasing of fees and charges in line with inflation, where permitted, and where appropriate, the principle of full cost recovery has been applied. The Fees and Charges register has been updated and it, together with an explanatory note, is attached as Appendix D and E.

The financing of the net budget comes from the Welsh Government settlement and Council Tax income. The table below summarises the 2022-23 budget requirement and how it will be financed.

| REVENUE FUNDING | 2021/22 | 2022/23 | Change |
|--|----------------|----------------|---------------|
| | £'000 | £'000 | £'000 |
| AEF (RSG & NNDR Allocation) | 191,883 | 210,257 | 18,374 |
| Council Tax | 87,900 | 92,066 | 4,166 |
| Total Projected Revenue Funding | 279,783 | 302,323 | 22,541 |

The current FRM modelling is summarised below.

FINANCE RESOURCE MODEL 2022-2027

| REVENUE FUNDING | 2022/23 | 2023/24 | 2024/25 | 2025/26 | 2026/27 |
|--|----------------|----------------|----------------|----------------|----------------|
| | £000s | £000s | £000s | £000s | £000s |
| AEF (RSG & NNDR Allocation) | 18,374 | 7,359 | 5,223 | 4,457 | 4,546 |
| Council Tax | 4,166 | 4,601 | 4,851 | 5,074 | 5,327 |
| Total Projected Revenue Funding | 302,322 | 314,282 | 324,356 | 333,887 | 343,760 |

| REVENUE EXPENDITURE | | | | | |
|--|----------------|----------------|----------------|-----------------|-----------------|
| Base Budget (Prior Year) | 279,782 | 302,322 | 317,424 | 330,957 | 344,508 |
| General Inflation: | 3,707 | 4,288 | 4,370 | 4,426 | 4,514 |
| Total Demographic Pressures | 676 | 1,590 | 1,677 | 1,714 | 1,753 |
| Total Corporate and Service Specific Pressures | 22,180 | 10,863 | 8,612 | 7,888 | 7,717 |
| Savings | (7,668) | (1,640) | (1,127) | (477) | (250) |
| Undelivered Savings previous years | 1,317 | 0 | 0 | 0 | 0 |
| Transformation | 2,329 | 0 | 0 | 0 | 0 |
| Total Projected Revenue Expenditure | 302,322 | 317,424 | 330,957 | 344,508 | 358,243 |
| Funding (Shortfall)/ Surplus - Cumulative | (0) | (3,141) | (6,600) | (10,621) | (14,483) |
| Funding (Shortfall)/ Surplus - In Year | 0 | (3,141) | (3,459) | (4,021) | (3,862) |

The budget for 2022-23 has been balanced through cost reductions and a level of council tax at 3.9%. For the following four years the FRM highlights that we estimate £59 million of pressures (including inflation, demographic and service pressures) which will in part be mitigated by £3.5 million of cost reductions and a council tax level of 5%. We have assumed Welsh Government settlements of 3.5%, 2.4% and 2% then after. A cumulative deficit of £14.48 million is forecast by the year four.

The following strategies will continue to be used to address the gap where feasible:-

- The transformation of service provision;
- Improved efficiency and a “Right First Time” ethos;
- Identification of investment opportunities and income;
- Capital Programme – reviewed, opportunity to invest;
- Cross Cutting Themes;
- Income generation/fees and charges;
- Reconsider the levels of Council Tax increase;
- Some service reductions – ceasing or reductions to levels of service;
- The use of the Spend to Save reserve to support transformation;
- The raising of capital receipts to support capital investment.

Council Wide Operating Principles for Transformation

- Moving from an organisational focus (supporting our own internal requirements and functional silo’s) to a focus that looks to meet our residents and communities’ needs;
- Management ethos focuses on improving the outcomes for residents and communities by removing barriers.
- Moving from functional silos to services that effectively meets our residents and communities’ demand.
- Decision making is based on a clear set of principles, experience, knowledge, robust evidence and is taken as close to the frontline as possible.
- Continuous improvement informed by timely data which will measure how well we are delivering outcomes for residents and communities.
- Accountable for activities and accepting responsibility, resulting in transparent delivery of effective outcomes.
- We challenge everything we do and will realise the right outcomes using our transformation methodology.
- Partnerships are outcome focused, based on collaboration and strong relationships (working together, stronger together).

The transformation of services will require investment to implement. This is supported within our financial planning by using capital receipts to capitalise appropriate costs under the Welsh Government Capitalisation Directive. We will also bid for additional resources from Welsh Government to support our programme.

Budget Principles

The approach to budget setting is underpinned by the following Budget Principles approved by Cabinet:-

- a. Flexible, Remote and Mobile working
The introduction of the New Ways of Working project is reviewing how and from where our staff will work and deliver services. Building on the way we have worked throughout the pandemic many staff have worked effectively from home or other sites and this project embraces the benefits of providing flexible work solutions. The implementation of the project will deliver efficiencies, improved productivity, reduce commuter and work travel for some and enable us to downsize corporate offices. There is considerable cost tied up in the corporate estate and these savings will be further explored, based on the new working arrangements.
- b. Improving Collaboration
The Welsh Government's policies on local government collaboration mean we will continue to seek partnering arrangements. The Local Government and Elections (Wales) Act 2021 created the framework for a consistent mechanism for regional collaboration between local government, namely Corporate Joint Committees (CJCs). This has now been formalised with the requirements for a CJC to be in place from 2022/23 with Ceredigion. It will exercise functions relating to strategic development planning and regional transport planning, it will also be able to do things to promote the economic well-being of their areas. In contrast to other joint committee arrangements, CJCs are separate corporate bodies which can employ staff, hold assets and budgets, and undertake functions. One of the key principles which underpins the development of the CJC legislative framework is that CJCs should be treated as a member of the 'local government family' and, where appropriate, should largely be subject to the same powers and duties as principal councils in the way they operate. There may also be further scope to explore the various collaborative models including partnerships and shared services. We already collaborate but more can be done, and the Local Health Board is a key partner under this theme.
- c. Customer Insight
The Business Intelligence function has made progress since its creation. However, we are still richer in data than information. Improved decision making and performance through better customer insight may be an area where financial gains can be made.
- d. Business Process Improvements
There is already good evidence that progress has been made in this area. However, this is patchy, and the organisation needs to fully embrace business process improvement techniques. Technology and our Digital Strategy can assist this area with key elements looking to automate tasks and better integrate systems to make processes more efficient. Investment here can bring significant savings which may not impact directly on front-line service delivery and therefore should be politically easier to deliver.

- e. Productivity
Access to information, better techniques and relevant training can increase productivity and more responsive services (this should be linked to business process improvements outlined above). Areas such as customer relationship management, workflow and case management can also be looked at under this theme.

- f. Flexibility
It may be appropriate to support the workforce in work/life balance issues whilst remaining within Local Government terms and conditions. The council has already offered the workforce the options of a more flexible approach to leave arrangements that sees staff `buy` additional holiday by being able to take unpaid leave to external holidays. The benefit of a more flexible workforce increases morale and productivity.

- g. Commercialisation.
A more commercial approach is already evident with contracts being won, and services provided, to other public organisations. The Council has already set up "Powys Commercial Services" a local authority trading company and this provides a vehicle for additional trading opportunities. This will form a key part of our future planning. There is great scope to increase the income flows to the Council. The services will need to be run on a commercial basis and will have to compete locally as well as nationally.

Financial Resilience

The Council continues to put financial resilience at the forefront of its financial activities and draws upon the support from Audit Wales who undertake regular pan Wales assessments on councils' financial sustainability. In 2020, at the height of the pandemic they undertook a baseline assessment of the initial impact of COVID-19 on local councils' financial position and findings confirmed that councils and the Welsh Government have worked well together to mitigate the impact of the pandemic to date, but the future sustainability of the sector is an ongoing challenge. "The pandemic has had an immediate and profound effect on public sector finances as a whole and, as a consequence, on councils' financial position".

In 2021 a further assessment concludes the financial sustainability assessment work during 2020-21 and identified that financial sustainability was a key risk to councils' arrangements before the pandemic occurred. The focus of their report included arrangements to secure value for money in the use of resources and the general trend of decreasing resources for local government combined with rising demand for some services.

The findings of the Powys Financial Sustainability review published in July 2021 set out three proposals for improvements - addressing the medium term budget gap, ensuring that the ambitious capital strategy is affordable and continues to ensure that it monitors whether its budget planning processes are having the desired effect and helping to prevent significant overspends in key service areas. The delivery of these are monitored through the Regulatory Tracker.

The Council draws upon CIPFA’s pillars of financial resilience and indicators of financial stress as a framework for improvement within its Finance Transformation plan. Symptoms of stress and pillars of resilience are shown in the diagram below:

CIPFA Pillars of Financial Resilience



Significant progress has been made to improve financial resilience and is evidenced in the Audit Wales review and documented as part of our Financial Management (FM) Code Assessment. This is a self-assessment that Powys has undertaken in 2021, which is designed to support good practice in financial management and assist local authorities in demonstrating their financial sustainability. It is up to each authority to determine the extent to which it complies with the Code and to identify what action it may wish to take to better meet the standards that the FM Code sets out. It becomes mandatory in 2022.

The FM Code has several components, including CIPFA 6 Statement of Principles of Good Financial Management. The principles are as follows:

- Organisational leadership – demonstrating a clear strategic direction based on a vision in which financial management is embedded into organisational culture.
- Accountability – financial management is based on medium-term financial planning, which drives the annual budget process supported by effective risk management, quality supporting data and whole life costs.
- Financial management is undertaken with transparency at its core using consistent, meaningful and understandable data, reported with appropriate frequency and with evidence of periodic officer action and elected member decision making.

- Adherence to professional standards is promoted by the leadership team.
- Sources of assurance are recognised as an effective tool mainstreamed into financial management and include political scrutiny and the results of external audit, internal audit and inspection
- The long term sustainability of local services is at the heart of all financial management processes and is evidenced by prudent use of public resources

The initial self-assessment confirms that of the 63 activities that underpin the 7 standards, 39 are rated green (62%) and 24 rated amber (38%), there were no red rated activities. An action plan to oversee the delivery of actions will be reviewed, updated and report formally at year end.

| Standard | Green | Amber | Red |
|---|-----------------|-----------------|----------|
| The responsibilities of the Chief Finance Officer and leadership team | 3 | 6 | |
| Governance and financial management style | 9 | 5 | |
| Medium and long term financial management | 6 | 5 | |
| The annual budget | 5 | 0 | |
| Stakeholder engagement and business cases | 4 | 4 | |
| Monitoring financial performance | 6 | 4 | |
| External financial reporting | 6 | 0 | |
| | 39 (62%) | 24 (38%) | 0 |

Reserves

The **Reserves Policy** establishes a framework within which decisions are made regarding the level of reserves held by the Council and the purposes for which they will be maintained and used. This is a key component of the MTFS as a sound reserves policy is essential to underpin the financial sustainability of the Council. It is for this reason that we have developed our approach to reserves through an effective policy.

The use of reserves and the levels at which they are maintained is determined on an annual basis as part of the Council's budget setting process following a risk based assessment. The approach is supported by the policy around the use of reserves. In the main reserves are held corporately rather than service based, except where specific reserves and their use have been agreed.

The Council faces a continuing financial challenge, and it is essential that a prudent reserve level is in place to ensure enough financial capacity is available. This cannot be stressed too highly given the level of cost reductions, the risk inherent in the budget and the significant challenge to balance the budget over the medium term.

The level and purpose of holding of reserves is a matter for each authority to determine as part of sound financial management.

The more reserves held by a council indicates that its financial position is more sustainable. As per the recent Audit Wales report “Financial Sustainability of Local Government as a result of the COVID-19 Recovery and Future Challenges September 2021” identified that Council in Wales had not relied upon their reserves to balance the 2020-21 accounts largely due to the additional funding available to them to mitigate the impact of the pandemic. But significant future challenges remain.

Ring-fenced and Specific Reserves are identified and held for defined purposes; this includes a Spend to Save reserve which provides a source of funding for transformational activity across the Council.

Income, Fees and Charges

Income generated through fees, charges and rentals plays an important part of our financial strategy. The Council raises approximately £40 million of income annually. An **Income Policy** is in place together with a Fees and Charges register. It is important that fees are reviewed at least annually as part of the budget setting process and reviewed during the year, in line with the Council’s income policy. This will ensure existing targets are being met, additional costs are being recovered through charging, and any further income potential is explored to maximise the Councils resources.

The Wellbeing and Future Generation Act – Assessing the impact of our decisions

The Wellbeing and Future Generation Act enshrines in legislation sound principles that mean the impact of decisions should be considered over a wide range of stakeholders over a longer period. The Council has a thorough impact assessment process in place to ensure that all decisions are properly considered. All budget decisions will continue to be assessed rigorously to ensure that the impact is understood and that prudent and sustainable budgets continue to be set.

Capital

The Capital Strategy is fundamental to the effective delivery of the Council priorities and our Vision 2025. It facilitates a seamless interface between business planning within the Council and the management of assets and capital resources. This will ensure that the provision of resources and future investment are prioritised. The provision of the right asset in the right place at the right time will ensure the effective and efficient delivery of a comprehensive range of quality services. It is aligned to the Asset Management Plan and the major investment plan for 21st Century Schools, jointly funded with Welsh Government.

The future capital requirements will align with the revenue budget, ensuring investment is linked to service development and commerciality. Ultimately, our aim is to use fewer resources, including our buildings, but use these far more efficiently.

The Capital Programme is closely aligned to the Treasury Management Strategy, in terms of identifying and undertaking necessary borrowing and when cash will be paid into the Council’s bank to support cashflow.

The Council is required to make an annual charge against its revenue budget for the repayment of its debt liability in respect of capital expenditure funded by borrowing, for both the General Fund and Housing Revenue Account Debt. This is called the Minimum Revenue Provision (MRP), the current policy is disclosed as part of the annual Treasury Management and Capital Strategy.

Investments and Borrowing

The Council has a clear Treasury Management and Investment Strategy which is approved at Council each year and sets out the expected activities and appropriate strategies of the Treasury function in respect of borrowing and investments.

Cashflow management is essential to ensure we minimise our need to borrow. Strengthening the understanding and importance of this function could facilitate stronger working capital and the ability to invest balances at a rate of return level of around 0.5%. In recent years, minimal investment income has been achieved through cashflow management, because of the uncertainty about the level of capital spending profile. A return could be achieved if we had confidence in capital obligations alongside corporate changes to creditor payments and debt collection.

The strategy confirms the need to borrow to support the capital programme and continue to be significantly under borrowed. The consequence of which is the reduced cost of borrowing and the revenue budget model and forecast are revised regularly to assist the budgets.

The Council's policy of avoiding new borrowing by running down spare cash balances has served well over the last few years. However, this needs to be carefully reviewed to avoid incurring higher borrowing costs in later times when the Authority will not be able to avoid new borrowing to finance capital expenditure and/or to refinance maturing debt. The coronavirus outbreak has done huge economic damage to the UK and economies around the world. Recent inflation increases prompted the Bank of England to increase the Bank Rate to 0.25% in December 2021. Current forecasts are predicting minimal increases to the Bank Rate in the near-term the Bank could be thinking about raising interest rates two or three times next year to 0.75% or 1.00%. A little upward movement in PWLB rates over the next two years is expected. Borrowing to cover the future capital programme costs will be considered against the cost of carry.

Risks and Risk Management

At a time when the Council is facing unprecedented challenges, the effective management of risk is needed more than ever. A risk-managed approach to decision making will help us to achieve the objectives of Vision 2025 and deliver services more efficiently, using innovative and cost-effective means.

A ***Risk Management Framework*** is in place to ensure that at all levels of the organisation we can identify risks which would prevent us from achieving our objectives (including failing to take advantage of opportunities). There is clear guidance on the terminology associated with risk management and the process itself,

along with a set of practical tools and techniques to help us manage risks, deliver objectives, meet targets and maintain resilience.

We must not lose sight of the fact that risk is inextricably linked to opportunities and innovation. The Council cannot be risk adverse, and it needs to take full advantage of opportunities for improving services therefore we need to be proactive in the way that we identify and manage our risk.

Having a better understanding of the importance of, and fully implementing, risk management will make a huge contribution to the Council. Better identification of risks and their management will mean that better use of resources is achieved. If we use the resources available to us more efficiently and effectively then the service to our customers can only be improved.

Budget Risks

Change Delivery Capacity

Several cost reductions are now categorised as ‘transformational’. In other words, a proactive approach to change is required rather than the more traditional percentage budget cut. It is important the Council recognises that, at a time of change, investment may be needed to deliver change. In some cases, specialist skills will be required for short periods.

Cost Reductions

The level of cost reductions required in 2022/23 is significant at £7.69 million. Any unforeseen delays in implementation will impact on the achievement of the reductions required. Progress on the delivery of approved reductions will be reported to Cabinet monthly. Slippage on the delivery of proposals presents a risk to the budget plan and any resulting overspend would ultimately fall on the council’s general fund reserve. However, the emphasis is placed on ensuring reductions are delivered. Plans within service areas need to be managed robustly, to limit any underachievement and monthly budget monitoring and savings delivery monitoring ensures Cabinet has visibility of financial performance and can take corrective action if necessary.

In the current year the Council approved cost reduction proposals of £11.8 million. In addition, undelivered cost reductions in 2020/21 of £1.60 million have been rolled forward for delivery in the current year. This increases the value of cost reductions required during 2021/22 to £13.4 million. 52% or £6.96 million have been delivered and a further 26% £3.5 million are assured of delivery by Heads of Service. £2.94 million, 22% are unachieved and are at risk of delivery and some of these are likely to be written off through the budget setting process.

The table below summarises the level of savings delivered over the last 10 years.

| Financial Year | Target (£m) | Delivered (£m) | Delivered % |
|-----------------------|--------------------|-----------------------|--------------------|
| 2012/13 | 6.0 | 5.7 | 0.96 |
| 2013/14 | 17.1 | 14.4 | 0.84 |
| 2014/15 | 17.6 | 14.0 | 0.80 |
| 2015/16 | 12.8 | 9.7 | 0.76 |
| 2016/17 | 12.1 | 9.6 | 0.79 |
| 2017/18 | 11.8 | 8.3 | 0.71 |
| 2018/19 | 12.3 | 6.5 | 0.53 |
| 2019/20 | 21.7 | 15.8 | 0.73 |
| 2020/21 | 12.4 | 9.5 | 0.77 |
| 2021/22 | 13.4 | 10.5 | 0.78 |
| 2022/23 | tbc | tbc | |
| Total | 137.2 | 104.2 | 76% |

Income

The budget is supported by approximately £40m of generated income and therefore services need to constantly review their income levels and develop creative plans to ensure that they are sustained. This risk is being mitigated by an overall strategy for income and a move to full cost recovery wherever appropriate.

Treasury Management

The revenue budget and capital programme are supported by daily cash movement managed within our borrowing and investment strategies. The financial climate has a significant impact on these activities. We continue to monitor these daily. Any variation in the cost of borrowing is being mitigated by a proactive approach to refinancing our borrowing wherever possible. This ensures that, wherever possible, our long term borrowing for our capital projects takes advantage of the historically low level of debt interest.

Variations to Settlement Assumptions

The Council makes every effort to ensure that its assumptions about budget settlements for future years are based upon the best available evidence. However, future settlements cannot be predicted with absolute accuracy and can be influenced by political and economic policy changes. Scenario planning helps the Council mitigate this risk.

Political Approval of Budget

The Council is required under the Local Government Act 2003 to set a balanced budget for the forthcoming financial year, and this must be approved by Full Council.

Availability of Reserves

The Council may suffer other costs that may arise due to unexpected events such as: -

- Civil emergencies, Natural Disasters and Pandemics.
- Failure to deliver statutory duties – failure to deliver, including safeguarding activity in relation to adults, children, health and safety or public health could result in possible negligence claims.
- Increased threat of legal litigation in respect of service delivery standards and regulations and multiple insurance claims. This risk is the likelihood of needing to replenish the insurance fund immediately from reserves because of several claims above our excess.
- Increase in energy cost prices.

If the actual position is different to the assumptions made in producing the budget, in-year adjustments would be needed. The reserves held must be at an appropriate level to mitigate this risk.

Mitigation, Review and Monitoring

As part of the impact assessment process, the author of the assessment is asked to identify mitigation to any negative impacts that have been identified. The risks and the identified mitigation must be managed within the appropriate project risk register to ensure continual monitoring and management of the risks.

Stakeholder Communication & Engagement

The aim of our Communications and Engagement Strategy is to :-

- Provide clear and honest information about the budget position and future challenges
- To raise awareness of Vision 2025 and engage stakeholders to capture their views, to inform the Cabinet's and Full Council's decision-making process around budget setting
- To engage and consult, considering the Equalities Act 2010, and in accordance with the National Principles for Public Engagement in Wales e.g. timely, genuine, due regard etc.

Public Communication and Engagement

Over the past few years, the Council has sought to engage residents in the decision making process around setting a balanced budget using an online budget simulator tool. The cost reductions subsequently agreed by the Cabinet and ratified by Full Council have then led to service managers needing to develop more detailed proposals which have, in the main, gone out for public consultation. This has created a further opportunity for affected residents to influence service delivery by completing online/paper surveys to have their say.

The views of residents have been sought and received in several ways including:

- The Powys Budget Simulator
- Specific service type Consultations
- Legislative consultations

Appropriate methods of engaging with our residents are considered and implemented on an annual basis.

The Council conducted a resident's survey which closed on the 19th December and focused on post Covid-19 recovery, balancing the limited funding against growing demand for our services, using resources effectively to deliver the best outcomes for local people, and achieving the Councils key priorities. It allowed the public to provide views and insights on funding priorities, Council Tax levels and recovery planning. With an aim to align our communities' visions and expectations with those of the Council and Councillors, making Powys a fantastic place in which to live, learn, work and play. There were 493 responses.

Member Seminars

Members of the Council are engaged in the budget planning process from the outset through a series of budget seminars. These seminars look at the development of the budget proposals and all members have an opportunity to consider, challenge and input into the process. Financial assumptions and settlement information is shared with members and the impact on the budget modelled and considered. Members are provided with the Impact Assessments for each of the proposals and the feedback from the consultation exercises carried out.

Finance Scrutiny Panel

The Finance Scrutiny Panel, comprising Group Leaders of non-Executive Groups together with representatives of the Audit Committee, continue to be engaged in the budget process and are regularly updated on the process and the proposals as they develop.

Conclusion

In developing this Medium Term Financial Strategy, the Council has a clear framework within which to develop its 5-year budget model and a 5-year Capital Strategy Programme. The model and the assumptions included within it will be reviewed and updated as more information becomes available. Specific budget proposals are being developed and these will be finalised and reported in detail as each annual budget is developed and submitted for approval.

This process will enable the Council to strategically prepare to deliver a Council which is affordable, sustainable and able to achieve its 2025 Vision.

Supporting Documentation

***Vision 2025: Our Corporate Improvement Plan
Income Management and Service Cost Recovery Policy
Capital Receipts Policy***

Reserves Policy
Treasury Management and Capital Strategy
Risk Management Framework
Corporate Risk Register

This page is intentionally left blank

FINANCE RESOURCE MODEL 2022-2027

| REVENUE FUNDING | 2022/23 | 2023/24 | 2024/25 | 2025/26 | 2026/27 |
|--|----------------|----------------|----------------|----------------|----------------|
| | £000s | £000s | £000s | £000s | £000s |
| Base Funding (Prior Year) | 279,782 | 302,323 | 314,282 | 324,356 | 333,887 |
| AEF (RSG & NNDR Allocation) | 18,374 | 7,359 | 5,223 | 4,457 | 4,546 |
| Council Tax | 4,166 | 4,601 | 4,851 | 5,074 | 5,327 |
| Total Projected Revenue Funding | 302,322 | 314,283 | 324,356 | 333,887 | 343,760 |

| | | | | | |
|-----------------------------------|--------|--------|--------|--------|--------|
| <i>AEF % Change v. Prior Year</i> | + 9.5% | + 3.5% | + 2.4% | + 2.0% | + 2.0% |
| <i>CT % Change v. Prior Year</i> | + 3.9% | + 5.0% | + 5.0% | + 5.0% | + 5.0% |

REVENUE EXPENDITURE

| | | | | | |
|--|----------------|----------------|----------------|----------------|----------------|
| Base Budget (Prior Year) | 279,782 | 302,323 | 317,424 | 330,957 | 344,508 |
| General Inflation: | 8,188 | 4,288 | 4,370 | 4,426 | 4,514 |
| Total Demographic Pressures | 676 | 1,590 | 1,677 | 1,714 | 1,753 |
| Total Corporate and Service Specific | 17,699 | 10,863 | 8,612 | 7,888 | 7,717 |
| Savings | (7,668) | (1,640) | (1,127) | (477) | (250) |
| Undelivered Savings previous years | 1,317 | 0 | 0 | 0 | 0 |
| Transformation | 2,329 | 0 | 0 | 0 | 0 |
| Total Projected Revenue Expenditure | 302,323 | 317,424 | 330,957 | 344,508 | 358,243 |

| | | | | | |
|----------------------------------|-----|---------|---------|----------|----------|
| Funding (Shortfall)/ Surplus - C | (0) | (3,141) | (6,600) | (10,621) | (14,483) |
|----------------------------------|-----|---------|---------|----------|----------|


| | | | | | |
|----------------------------------|---|---------|---------|---------|---------|
| Funding (Shortfall)/ Surplus - I | 0 | (3,141) | (3,459) | (4,021) | (3,862) |
|----------------------------------|---|---------|---------|---------|---------|

This page is intentionally left blank

Appendix C Cost Reductions Proposed 2021-22

| Ref | Service | Brief Description | 2022-23 | 2023-24 | 2024-25 | 2025-26 | 2026/27 | RAG Status |
|----------|------------|--|-------------|-----------|-----------|-----------|-----------|------------|
| IA1 | Education | Income Generation across service | (5,000) | (5,000) | (5,000) | 0 | 0 | |
| IA2 | Education | Reduction in Secondary Strategy Support | (50,000) | (50,000) | (50,000) | 0 | 0 | |
| IA3 | T & C | Restructure | (50,000) | 0 | 0 | 0 | 0 | |
| IA4 | T & C | Travel | (1,000) | 0 | 0 | 0 | 0 | |
| IA5 | HCD | Arts and Cultural Services reduction in support for third party organisations | (63,000) | 0 | 0 | 0 | 0 | |
| IA6 | HCD | Library Service reduction | (5,000) | 0 | 0 | 0 | 0 | |
| IA7 | HCD | Archives and Information Management income | (10,000) | 0 | 0 | 0 | 0 | |
| IA8 | HCD | Leisure contract savings | (50,000) | 0 | 0 | 0 | 0 | |
| IA9 | HCD | H&CD 10% General Reduction in Business Miles | (6,790) | (6,790) | (6,790) | 0 | 0 | |
| IA10 na | HCD | Cleaning | TBC | 0 | 0 | 0 | 0 | n/a |
| IA11 | HCD | Reduce 3rd Party spend in the Policy Unit | (37,630) | 0 | 0 | 0 | 0 | |
| IA12 | PPPP | Estate Agency Inflation not required | (8,070) | 0 | 0 | 0 | 0 | |
| IA13 | PPPP | Building Control increase income | (13,030) | 0 | 0 | 0 | 0 | |
| IA14 | HTR | Street Lighting Part Night / Part Night Dimming | (25,000) | (25,000) | (25,000) | (25,000) | 0 | |
| IA15 n/a | HTR | Four Weekly collection of Residual Waste | 0 | (105,000) | 0 | 0 | 0 | n/a |
| IA16 | HTR | Increase income from Car Parking | (50,000) | (50,000) | 0 | 0 | 0 | |
| IA17 | HTR | Travel savings | (5,680) | 0 | 0 | 0 | 0 | |
| IA18 | HTR | Recyclate income | (75,000) | 0 | 0 | 0 | 0 | |
| IA19 | HTR | Streetwork income | (75,000) | 0 | 0 | 0 | 0 | |
| IA20 | HTR | Highways Engineering Design income | (50,000) | 0 | 0 | 0 | 0 | |
| IA21 | HTR | Remove bring banks for glass and paper | (30,000) | 0 | 0 | 0 | 0 | |
| IA22 | Children's | Placements - Closer to Home (step down in provision) | (1,500,000) | 0 | 0 | 0 | 0 | |
| IA23 | Children's | Continuing Care Contribution | (800,000) | 0 | 0 | 0 | 0 | |
| IA24 | Children's | Agency - Convert 5 to Permanent Social Workers | (150,000) | 0 | 0 | 0 | 0 | |
| IA25 | Children's | Cost Saving from using permanent Social Workers once qualified instead of Agency (based on "grow your own" project - Masters Students and 50% Open University Students) plus Market Supplement | (83,762) | (149,890) | (189,567) | (180,750) | 0 | |
| IA26 n/a | Children's | Cost Saving to "grow our own" project | 0 | (45,780) | 0 | (11,600) | 0 | n/a |
| IA27 | Children's | Reduction in staffing expenses/family time expenses due to "closer to home" | (10,000) | (10,000) | (10,000) | (10,000) | 0 | |
| IA28 | Children's | Foster Panel Costs (Team managers to cover) | (5,000) | 0 | 0 | 0 | 0 | |
| IA29 | Children's | Special Guardianship Order (SGO) Project - 1 FTE Social Worker in first two years | (50,000) | (50,000) | 0 | 0 | 0 | |
| IA30 | Children's | Special Guardianship Order (SGO) Project - 0.5 FTE Independent Reviewing Officer (IRO) | (30,000) | 0 | 0 | 0 | 0 | |
| IA31 | Children's | Special Guardianship Order (SGO) Project - Conversion of Independent Fostering Agency (IFA) placement to SGO placement | (90,200) | (90,200) | (90,200) | 0 | 0 | |
| IA32 | Adults | Full year effect of the part year savings form 2021/22 in 2022/23, say too early in the financial year to predict - estimated based on expenditure | (500,000) | (500,000) | (500,000) | 0 | 0 | |
| IA33 | Adults | Managing Demand Strengths Based Reviews | (500,000) | 0 | 0 | 0 | 0 | |
| IA34 | Adults | Direct Payments - Identifying the level of domiciliary care packages (average of 14 hours/week) is critical to finding efficiencies | (200,000) | (200,000) | 0 | 0 | 0 | |
| IA35 | Adults | Through our dignity with care approach, reduce the number of double handed care packages, thereby reducing cost of those care packages. | (400,000) | 0 | 0 | 0 | 0 | |
| IA36 | Adults | Recommissioning/Decommissioning | (600,000) | 0 | 0 | 0 | 0 | |
| IA37 | Adults | Where people live | (150,000) | (100,000) | 0 | 0 | 0 | |
| IA38 n/a | Adults | Extra Care | 0 | (120,000) | 0 | 0 | 0 | n/a |
| IA39 | Adults | Funding Body Review - | (500,000) | 0 | 0 | 0 | 0 | |
| IA40 | Adults | To deploy (TEC) Technology Enabled Car | (45,000) | 0 | 0 | 0 | 0 | |
| IA41 | Adults | 50% Reduction in travel - excluding front line services (Not xxx Lease Cars, so travel budget accordingly) | (98,700) | 0 | 0 | 0 | 0 | |
| IA42 | Adults | Alternative funding sources in regards to current baseline costs | (200,000) | 0 | 0 | 0 | 0 | |
| IA43 | Adults | Miscellaneous Staff reduction | (115,000) | 0 | 0 | 0 | 0 | |
| IA44 | Adults | Change in the unit charge in regards to Home Care as part of the 'Fairer Charging' for services in the community | (20,000) | 0 | 0 | 0 | 0 | |
| IA45 | Digital | Regeneration (non pay related increase) | (25,470) | 0 | 0 | 0 | 0 | |
| IA46 n/a | Digital | Digital Transformation (Service Budgets) | 0 | 0 | (250,000) | (250,000) | (250,000) | n/a |
| IA47 | Finance | SWAP fee savings | (18,750) | 0 | 0 | 0 | 0 | |
| IA48 | Finance | Travel savings | (20,000) | 0 | 0 | 0 | 0 | |
| IA49 n/a | Finance | Transformation savings | 0 | (100,000) | 0 | 0 | 0 | n/a |

| Ref | Service | Brief Description | 2022-23 | 2023-24 | 2024-25 | 2025-26 | 2026/27 | RAG Status |
|----------|--------------|--|--------------------|--------------------|--------------------|------------------|------------------|------------|
| IA50 n/a | Finance | Schools cluster model - redesign offer | 0 | 40,000 | 40,000 | 40,000 | 0 | n/a |
| IA51 n/a | Finance | Schools cluster savings go to new model in education | 0 | (40,000) | (40,000) | (40,000) | 0 | n/a |
| IA52 | Legal | Review of Registration Service | 0 | (32,000) | 0 | 0 | 0 | n/a |
| IA53 | Legal | 5 fewer councillors - est figures | (105,000) | 0 | 0 | 0 | 0 | |
| IA54 | Legal | Members Travel | (10,000) | 0 | 0 | 0 | 0 | |
| IA55 | Legal | Savings from scrutiny restructure | (39,590) | 0 | 0 | 0 | 0 | |
| IA56 | Legal | Increased income registrars | (15,000) | 0 | 0 | 0 | 0 | |
| IA57 | WOD | Reductions from Leadership Development | (10,000) | 0 | 0 | 0 | 0 | |
| IA58 | WOD | Staff travel savings | (10,000) | 0 | 0 | 0 | 0 | |
| IA59 | WOD | Charging for Health & Safety advice to schools - this will be a pressure for schools | (49,850) | 0 | 0 | 0 | 0 | |
| IA60 | WOD | DBS fees to schools - this will be a pressure to schools | (65,000) | 0 | 0 | 0 | 0 | |
| IA61 | Corp | Reduce pension contribution by .6% for the 3rd year of the actuarial plan | (500,000) | 0 | 0 | 0 | 0 | |
| IA62 | Corp | Restructure of directors | (141,750) | 0 | 0 | 0 | 0 | |
| | Total | | (7,668,273) | (1,639,661) | (1,126,558) | (477,350) | (250,000) | |

Key  These are reductions that continue from 2021-22 as part of a longer term plan and are on track to be delivered

RAG Status Based on Heat Map below used to assess Risk

| | | THREATS | | | | |
|---|--------------------|-------------------|-----------|--------------|-----------|------------------|
| Like liho od | Almost certain (5) | 5 | 10 | 15 | 20 | 25 |
| | Likely (4) | 4 | 8 | 12 | 16 | 20 |
| | Possible (3) | 3 | 6 | 9 | 12 | 15 |
| | Unlikely (2) | 2 | 4 | 6 | 8 | 10 |
| | Rare (1) | 1 | 2 | 3 | 4 | 5 |
| Likelihood x Impact = Overall Risk Level | | Insignificant (1) | Minor (2) | Moderate (3) | Major (4) | Catastrophic (5) |
| | | Impact | | | | |

SCHOOLS

| Category | SERVICE | 2020/21 | 2021/22 | 2022/23 | % increase /decrease from previous charge |
|---|--------------------------------------|----------|----------|----------|---|
| Home to School Transport | Vacant Seat charge, pre 16 per term | £ 170.00 | £ 180.00 | TBC | TBC |
| | Vacant Seat charge, post 16 per term | £ 195.00 | £ 205.00 | TBC | TBC |
| School Houses Rent per Year (Peppercorn?) | Llangattock | £ 25.50 | £ 25.50 | £ 25.50 | 0.00% |
| | Talgarth | £ 183.60 | £ 187.27 | £ 191.02 | 2.00% |
| | Arddleen | £ 10.20 | £ 10.40 | £ 10.61 | 2.00% |
| | Buttington/Trewern | £ 30.60 | £ 31.21 | £ 31.84 | 2.00% |
| | Carno | £ 255.00 | £ 260.10 | £ 265.30 | 2.00% |
| | Dolfor | £ 51.00 | £ 52.02 | £ 53.06 | 2.00% |
| | Forden | £ 1.02 | £ 1.04 | £ 1.06 | 2.00% |
| | Gungrog | £ 1.02 | £ 1.04 | £ 1.06 | 2.00% |
| | Llandysilio | £ 5.10 | £ 5.20 | £ 5.31 | 2.00% |
| | Brynlywarch Hall | £ 102.00 | £ 104.04 | £ 106.12 | 2.00% |
| School Houses Rent per month | Llangorse | £ 494.70 | £ 504.59 | £ 514.69 | 2.00% |
| | Llandinam | Vacant | Vacant | Vacant | N/a |
| | Meifod | £ 282.54 | £ 288.19 | £ 293.95 | 2.00% |
| | Rhayader | £ 146.88 | £ 149.82 | £ 152.81 | 2.00% |
| | Llanidloes High | Vacant | Vacant | Vacant | N/a |
| | Llandrindod Wells | Vacant | Vacant | Vacant | N/a |

OTHER LICENCES

| CATEGORY | SERVICE | 2020/21 | 2021/22 | 2022/23 | % increase /decrease from previous charge | Comments |
|----------|--|------------|------------|---------|---|----------------|
| GAMBLING | Small Lotteries - New Registration | £ 40.00 | £ 40.00 | TBC | TBC | set by statute |
| | Small Lotteries - Renewal | £ 20.00 | £ 20.00 | TBC | TBC | |
| | Notification of Gaming Machine | £ 50.00 | £ 50.00 | TBC | TBC | |
| | Betting Premises Annual Fee | £ 480.00 | £ 480.00 | TBC | TBC | |
| | Betting Premises Application | £ 2,400.00 | £ 2,400.00 | TBC | TBC | |
| | Family Entertainment Centre | £ - | £ - | TBC | TBC | |
| | Licensed Family Entertainment Centre Application | £ 1,600.00 | £ 1,600.00 | TBC | TBC | |
| | Licensed Family Entertainment Centre Annual Fee | £ 600.00 | £ 600.00 | TBC | TBC | |
| | Unlicensed Family Entertainment Centre permit (10 year permit) | £ 300.00 | £ 300.00 | TBC | TBC | |
| | Club Gaming Machine - New Permit | £ 200.00 | £ 200.00 | TBC | TBC | |
| | Club Gaming Machine - Renewal | £ 100.00 | £ 100.00 | TBC | TBC | |
| | Club Gaming/Machine Permit Annual fee due in the first month of applying | £ 50.00 | £ 50.00 | TBC | TBC | |
| ANIMALS | Riding Establishments | £ 374.00 | TBC | TBC | TBC | |
| | | £ 416.00 | " " " | TBC | TBC | |
| | Animal Boarding Establishments | £ 303.00 | " " " | TBC | TBC | |
| | Pet Shops | £ 303.00 | " " " | TBC | TBC | |
| | Dog Breeding | £ 315.00 | " " " | TBC | TBC | |
| | | £ 345.00 | " " " | TBC | TBC | |
| | | £ 345.00 | " " " | TBC | TBC | |
| | Dangerous Wild Animals | £ 730.00 | " " " | TBC | TBC | |
| | Zoo (4 year) | £ 1,496.00 | " " " | TBC | TBC | |
| | Zoo (6 year) | £ 1,991.00 | " " " | TBC | TBC | |
| | Performing Animals - Registration Fee | £ 151.00 | " " " | TBC | TBC | |
| | Home Boarder | £ 268.00 | " " " | TBC | TBC | |
| | Advisory Visit at request of License | £ 101.00 | " " " | TBC | TBC | |

OTHER LICENCES

| CATEGORY | SERVICE | 2020/21 | 2021/22 | 2022/23 | % increase /decrease from previous charge | Comments |
|-------------|---|----------|---------------|---------|---|---|
| TAXI | Private Hire Operator: Admin charge for consideration of the Application | £ 405.00 | £ 405.00 | TBC | TBC | Calculated using the All Wales toolkit and approved by Licensing Committee in normal years. Due to the pandemic fees are being held the same for a year to allow for a fuller review next year. |
| | Private Hire/Hackney Carriage Drivers: Administration Charge for consideration of a New Application | £ 260.00 | £ 260.00 | TBC | TBC | |
| | Private Hire/Hackney Carriage Drivers: Administration Charge for Renewal | £ 260.00 | £ 260.00 | TBC | TBC | |
| | Driver Licence (1 year – on request) | £ 150.00 | £ 150.00 | TBC | TBC | |
| | Private Hire Vehicle | £ 148.00 | £ 148.00 | TBC | TBC | |
| | Hackney Carriage Vehicles | £ 148.00 | £ 148.00 | TBC | TBC | |
| | Plate Bracket | £ 11.30 | £ 11.30 | TBC | TBC | |
| | Pair of door stickers | £ 7.50 | £ 7.50 | TBC | TBC | |
| Driver test | £ 40.00 | £ 40.00 | TBC | TBC | | |
| PETROLEUM | Less than 2,500 litres (550 gallons) | £ 44.00 | Not yet known | TBC | TBC | set by HSE |
| | Between 2,500 litres (550 gallons) and 50,000 litres (11,000) gallons | £ 60.00 | Not yet known | TBC | TBC | |
| | More than 50,000 litres (11,000 gallons) | £ 125.00 | Not yet known | TBC | TBC | |
| | Transfer of Licence | £ 8.00 | Not yet known | TBC | TBC | |
| | Licence to store explosives >0m separation - 1 year | £ 185.00 | Not yet known | TBC | TBC | |
| | Licence to store explosives >0m separation - 2 year | £ 243.00 | Not yet known | TBC | TBC | |
| | Licence to store explosives >0m separation - 3 year | £ 304.00 | Not yet known | TBC | TBC | |
| | Licence to store explosives >0m separation - 4 year | £ 374.00 | Not yet known | TBC | TBC | |
| | Licence to store explosives >0m separation - 5 year | £ 423.00 | Not yet known | TBC | TBC | |
| | Renewal of Licence to store explosives >0m separation - 1 | £ 86.00 | Not yet known | TBC | TBC | |
| | Renewal of Licence to store explosives >0m separation - 2 | £ 147.00 | Not yet known | TBC | TBC | |
| | Renewal of Licence to store explosives >0m separation - 3 year | £ 206.00 | Not yet known | TBC | TBC | |
| | Renewal of Licence to store explosives >0m separation - 4 year | £ 266.00 | Not yet known | TBC | TBC | |
| | Renewal of Licence to store explosives >0m separation - 5 year | £ 326.00 | Not yet known | TBC | TBC | |
| | Licence to store explosives <=0m separation - 1 year | £ 109.00 | Not yet known | TBC | TBC | |

OTHER LICENCES

| CATEGORY | SERVICE | 2020/21 | 2021/22 | 2022/23 | % increase /decrease from previous charge | Comments |
|---|---|-----------------|---------------|---------|---|------------|
| EXPLOSIVES | Licence to store explosives <=0m separation - 2 year | £ 141.00 | Not yet known | TBC | TBC | set by HSE |
| | Licence to store explosives <=0m separation - 3 year | £ 173.00 | Not yet known | TBC | TBC | |
| | Licence to store explosives <=0m separation - 4 year | £ 206.00 | Not yet known | TBC | TBC | |
| | Licence to store explosives <=0m separation - 5 year | £ 238.00 | Not yet known | TBC | TBC | |
| | Renewal of Licence to store explosives <=0m separation - 1 year | £ 54.00 | Not yet known | TBC | TBC | |
| | Renewal of Licence to store explosives <=0m separation - 2 year | £ 86.00 | Not yet known | TBC | TBC | |
| | Renewal of Licence to store explosives <=0m separation - 3 year | £ 120.00 | Not yet known | TBC | TBC | |
| | Renewal of Licence to store explosives <=0m separation - 4 year | £ 152.00 | Not yet known | TBC | TBC | |
| | Renewal of Licence to store explosives <=0m separation - 5 year | £ 185.00 | Not yet known | TBC | TBC | |
| | Registration for up to 5 years | £ 105.00 | Not yet known | TBC | TBC | |
| | Registration Renewal for up to 5 years | £ 52.00 | Not yet known | TBC | TBC | |
| | Any other kind of variation | reasonable cost | Not yet known | TBC | TBC | |
| | Licence Variation: Amending name of licensee or address of site | £ 36.00 | Not yet known | TBC | TBC | |
| | Licence Variation: Transfer of licence or registration | £ 36.00 | Not yet known | TBC | TBC | |
| Licence Variation: Replacement of Licence or registration if lost | | Not yet known | TBC | TBC | | |

OTHER LICENCES

| CATEGORY | SERVICE | 2020/21 | 2021/22 | 2022/23 | % increase /decrease from previous charge | Comments |
|------------------------------|---|------------|------------|---------|---|---|
| MISCELLANEOUS | Sexual Entertainment Venue/Sex Establishment | £ 1,138.00 | £ 1,161.00 | TBC | TBC | |
| | Street Trading Consents | £ 448.00 | £ 457.00 | TBC | TBC | |
| | Skin Piercing | £ 229.00 | £ 234.00 | TBC | TBC | |
| | Ear Piercing -duplicate for above really no need for separate entry | £ 229.00 | £ 234.00 | TBC | TBC | |
| | Scrap Metal Site - New | £ 401.00 | £ 401.00 | TBC | TBC | Scrap renewable every 3 years and calculated using an All Wales toolkit to account for full cost recovery. Renewed and approved via Cabinet report and subsequent delegated authority in advance of Sept 19 when they became due for renewal. |
| | Scrap Metal Site - Renewal | £ 401.00 | £ 401.00 | TBC | TBC | |
| | Scrap Metal Site - Variation | £ 102.00 | £ 102.00 | TBC | TBC | |
| | Scrap Metal Collector - New | £ 332.00 | £ 332.00 | TBC | TBC | |
| | Scrap Metal Collector - Renewal | £ 332.00 | £ 332.00 | TBC | TBC | |
| | Scrap Metal Collector - Variation | £ 102.00 | £ 102.00 | TBC | TBC | |
| | Mobile Home Site | £1054/£781 | £1054/£781 | TBC | TBC | |
| | Variation of licence conditions (no visit) | £ 67.00 | £ 67.00 | TBC | TBC | Mobile homes licences renewable every 5 years and calculated using an All Wales toolkit to account for full cost recovery. |
| | Variation of licence conditions (visit) | £ 127.00 | £ 127.00 | TBC | TBC | |
| | Depositing site rules | £ 39.00 | £ 39.00 | TBC | TBC | |
| Replacement licence | £ 21.00 | £ 21.00 | TBC | TBC | | |
| Environmental Search Enquiry | £ 76.50 | £ 76.50 | TBC | TBC | | |

WATER SAMPLING FEES

| Category | SERVICE | 2020/21 | 2021/22 | 2022/23 | % increase /decrease from previous charge | Comments |
|---------------|---|---------|---------|---------|---|----------|
| Sampling Fees | Risk Assessment for single dwelling supplies (by req. only) | £220.00 | £220.00 | TBC | TBC | statute |
| | New risk assessment | £220.00 | £220.00 | TBC | TBC | |
| | Revised risk assessment | £135.00 | £135.00 | TBC | TBC | |
| | Sampling of single supplies (by req. only) | £100.00 | £100.00 | TBC | TBC | statute |
| | Sampling of statutory supplies (each visit) | £100.00 | £100.00 | TBC | TBC | statute |
| | Investigation (each supply) | £110.00 | £110.00 | TBC | TBC | |
| | Granting an authorisation for temporary exemption from certain limits on impurities | £100.00 | £100.00 | TBC | TBC | statute |
| | Small shared domestic property only | £100.00 | £100.00 | TBC | TBC | statute |
| | | | | | | |

WEIGHTS & MEASURES

| Category | ITEM/SERVICE | 2020/21 | 2021/22 | 2022/23 | % increase /decrease from previous charge |
|---|---|---------------------------|------------------------------------|---------|---|
| Measuring Instruments Directive | Automatic discontinuous totalisers, automatic rail weighbridges, automatic catchweighers, automatic gravimetric filling instruments and beltweighers. <u>Cold water meters</u> | £89.71 | £90.34 | TBC | TBC |
| | Measuring instruments for liquid fuel and lubricants | 10% surcharge | 10% surcharge | TBC | TBC |
| | Measuring instruments for liquid fuel delivered from road tankers | 10% surcharge | 10% surcharge | TBC | TBC |
| | Capacity serving measures | 25% surcharge | 25% surcharge | TBC | TBC |
| | Material measures of length | 25% surcharge | 25% surcharge | TBC | TBC |
| | | | | | |
| Special Weighing & Measuring Equipment (per hour) | Automatic or totalising weighing machines | £89.71 | £90.34 | TBC | TBC |
| | Equipment designed to weigh loads in motion | £89.71 | £90.34 | TBC | TBC |
| | Bulk fuel measuring equipment tested following a Regulation 65 or 66 occurrence under the 1983 Regulations or Regulation 23 or 24 occurrence under the 1988 Regulations | £89.71 | £90.34 | TBC | TBC |
| | Weighing or measuring equipment tested by means of statistical sampling | £89.71 | £90.34 | TBC | TBC |
| | The establishment of calibration curves from templates | £89.71 | £90.34 | TBC | TBC |
| | Templates graduated in millilitres | £89.71 | £90.34 | TBC | TBC |
| | Testing or other services in pursuance of a Community obligation other than EC initial or partial verification | £89.71 | £90.34 | TBC | TBC |
| | | | | | |
| Weights (per hour) | Full hourly rate for the first hour, thereafter £54.21 ph | £89.71 Discount £44.61 | £90.34 per hour (N.B. discount) | TBC | TBC |
| | | | | | |
| Measures (ea) | Linear measures not exceeding 3m, for each scale | 11.17 | £11.25 | TBC | TBC |
| | Capacity measures, without divisions, not exceeding 1 litre | 8.36 | £8.88 | TBC | TBC |
| | Cubic ballast measures (other than brim measures) | 197.54 | £198.92 | TBC | TBC |

WEIGHTS & MEASURES

| Category | ITEM/SERVICE | 2020/21 | 2021/22 | 2022/23 | % increase /decrease from previous charge |
|---|---|---------------|---------------|---------|---|
| | Liquid capacity measures for making up and checking average quantity packages | 31.22 | £31.44 | TBC | TBC |
| Templates (ea) | Per scale - first item | £57.55 | £54.67 | TBC | TBC |
| | Second and subsequent items | £20.54 | £20.68 | TBC | TBC |
| Weighing Instruments - Non NAWI | Not exceeding 1 tonne (ea) | £70.91 | £71.41 | TBC | TBC |
| | Exceeding 1 tonne to 10 tonne (ea) | £114.87 | £115.67 | TBC | TBC |
| | Exceeding 10 tonnes (ea) | £239.90 | £241.58 | TBC | TBC |
| | Certification of Weighbridge Operators (ph) | £89.71 | £90.34 | TBC | TBC |
| Weighing Instruments - NAWI | Not exceeding 1 tonne (ea) | £118.03 | £118.86 | TBC | TBC |
| | Exceeding 1 tonne to 10 tonne (ea) | £182.67 | £183.95 | TBC | TBC |
| | Exceeding 10 tonnes (ea) | £399.88 | £402.68 | TBC | TBC |
| | When testing instruments incorporating remote display or printing facilities, and where completion of the test requires a second person or a second series of tests by the same person, an additional fee may be charged. | 50% surcharge | 50% surcharge | TBC | TBC |
| Measuring Instruments for Intoxicating Liquor: (ea) | Not exceeding 150ml | £19.45 | £19.60 | TBC | TBC |
| | Other | £22.49 | £22.65 | TBC | TBC |

WEIGHTS & MEASURES

| Category | ITEM/SERVICE | 2020/21 | 2021/22 | 2022/23 | % increase /decrease from previous charge |
|--|---|---------|---------|---------|---|
| Measuring Instruments for Liquid Fuel and Lubricants: | Container type (not subdivided) (ea) | £81.53 | £82.10 | TBC | TBC |
| Single/multi-outlets (nozzles) | First nozzle tested, per site (ea) | £132.99 | £133.92 | TBC | TBC |
| | Each additional nozzle tested (ea) | £81.69 | £82.27 | TBC | TBC |
| | Testing of peripheral electronic equipment on a separate visit (per site) (ph) | £89.71 | £90.34 | TBC | TBC |
| | Testing of credit card acceptor (per unit, regardless of no. of slots/nozzles/pumps) (ph) | £89.71 | £90.34 | TBC | TBC |
| Road Tanker Fuel Measuring Equipment (Above 100 Litres): | Meter measuring systems: Wet hose with two testing liquids (ea) | £285.44 | £287.44 | TBC | TBC |
| | Meter measuring systems: Wet hose with three testing liquids (ea) | £333.02 | £335.35 | TBC | TBC |
| | Meter measuring systems: Dry hose with two testing liquids (ea) | £317.12 | £319.34 | TBC | TBC |
| | Meter measuring systems: Dry hose with three testing liquids (ea) | £364.88 | £367.43 | TBC | TBC |
| | Meter measuring systems: Wet/dry hose with two testing liquids (ea) | £444.00 | £447.11 | TBC | TBC |
| | Meter measuring systems: Wet/dry hose with three testing liquids (ea) | £474.64 | £477.97 | TBC | TBC |
| Certificate of errors | For supplying a certificate containing results of errors found on testing (certificate supplied upon request of the submitter; fee applies when no other fee is payable). | | £58.25 | TBC | TBC |

FOOD & H&S

| CATEGORY | SERVICE | 2020/21 | 2021/22 | 2022/23 | % increase /decrease from previous charge | Comments |
|-------------------|---|---------|----------|---------|---|---|
| FOOD HYGIENE | Request for re-rating | £180.00 | £ 180.00 | TBC | TBC | Nationally set |
| | Food advisory service | £150.00 | £ 150.00 | TBC | TBC | Fee for 2 hours plus £55 plus vat per hour for any further hours based on actual costs. |
| | Food export health certificates | £93.00 | £ 95.00 | TBC | TBC | |
| | Voluntary surrender of foods | £93.00 | £ 95.00 | TBC | TBC | Fee for first hour, plus £55 per additional hours and actual costs of food disposal. |
| | Food hygiene training | £55.00 | £ 55.00 | TBC | TBC | |
| | Factual Statement HSW Act | £156.00 | £ 159.00 | TBC | TBC | |
| | Primary Authority Arrangements for food hygiene | | | TBC | TBC | fee will be based on actual cost |
| HEALTH AND SAFETY | Safety Certificate for Sports Ground | £554.00 | £ 565.00 | TBC | TBC | |

LICENSED PREMISES

| Category | SERVICE | 2019/20 | 2020/21 | 2021/22 | 2022/23 | % increase /decrease from previous charge | Comments |
|---|---|---------|---------|---------|---------|---|--|
| Licensed Premises/Club Application/Variation | Band A (non-domestic rateable value £0 - £4,300) | £100.00 | £100.00 | £100.00 | TBC | TBC | same as other years as set by statute (last revision 2003) |
| | Band B (non-domestic rateable value £4,301 - £33,000) | £190.00 | £190.00 | £190.00 | TBC | TBC | |
| | Band C (non-domestic rateable value £33,001 - £87,000) | £315.00 | £315.00 | £315.00 | TBC | TBC | |
| | Band D (non-domestic rateable value £87,001 - £125,000) | £450.00 | £450.00 | £450.00 | TBC | TBC | |
| | Band E (non-domestic rateable value £125,001+) | £635.00 | £635.00 | £635.00 | TBC | TBC | |
| Licensed Premises/Club Annual Fee | Band A (non-domestic rateable value £0 - £4,300) | £70.00 | £70.00 | £70.00 | TBC | TBC | |
| | Band B (non-domestic rateable value £4,301 - £33,000) | £180.00 | £180.00 | £180.00 | TBC | TBC | |
| | Band C (non-domestic rateable value £33,001 - £87,000) | £295.00 | £295.00 | £295.00 | TBC | TBC | |
| | Band D (non-domestic rateable value £87,001 - £125,000) | £320.00 | £320.00 | £320.00 | TBC | TBC | |
| | Band E (non-domestic rateable value £125,000+) | £350.00 | £350.00 | £350.00 | TBC | TBC | |
| Miscellaneous | Copy of Premises Licence | £10.50 | £10.50 | £10.50 | TBC | TBC | |
| | Premises Provisional Statement | £315.00 | £315.00 | £315.00 | TBC | TBC | |
| | Premises Change of name | £10.50 | £10.50 | £10.50 | TBC | TBC | |
| | Premises Change DPS | £23.00 | £23.00 | £23.00 | TBC | TBC | |
| | Premises Transfer | £23.00 | £23.00 | £23.00 | TBC | TBC | |
| | Premises Interim Notice | £23.00 | £23.00 | £23.00 | TBC | TBC | |
| | Club Change of Name or Rules | £10.50 | £10.50 | £10.50 | TBC | TBC | |
| | Club Change of Registered Address | £10.50 | £10.50 | £10.50 | TBC | TBC | |
| | Minor Variation | £89.00 | £89.00 | £89.00 | TBC | TBC | |
| | Disapply DPS on Community Premises | £23.00 | £23.00 | £23.00 | TBC | TBC | |
| | Temporary Event Notice | £21.00 | £21.00 | £21.00 | TBC | TBC | |
| | TEN Copy Notice | £10.50 | £10.50 | £10.50 | TBC | TBC | |
| | Personal Licence | £37.00 | £37.00 | £37.00 | TBC | TBC | |
| | Personal Licence Copy | £10.50 | £10.50 | £10.50 | TBC | TBC | |
| Personal Change Name/address | £10.50 | £10.50 | £10.50 | TBC | TBC | | |
| Premises Freeholder Interest | £21.00 | £21.00 | £21.00 | TBC | TBC | | |

BUILDING CONTROL

| Category | Quantity | Service | 2020/21 | 2021/22 | 2022/23 | % increase /decrease from previous charge | Comments |
|---|----------|---------|---------|---------|---------|---|---|
| Table A - New Dwellings Number of Units (Full Plans Vetting Charge): * | 1 | | £201.18 | £197.50 | TBC | TBC | 20/21 increase not implemented due to Covid. No change to plan fee in 21/22 but increase passed onto inspection fees instead. |
| | 2 | | £269.22 | £265.00 | TBC | TBC | 20/21 increase not implemented due to Covid. No change to plan fee in 21/22 but increase passed onto inspection fees instead. |
| | 3 | | £354.58 | £347.50 | TBC | TBC | 20/21 increase not implemented due to Covid. No change to plan fee in 21/22 but increase passed onto inspection fees instead. |
| | 4 | | £439.94 | £431.67 | TBC | TBC | 20/21 increase not implemented due to Covid. No change to plan fee in 21/22 but increase passed onto inspection fees instead. |
| | 5 | | £531.87 | £521.67 | TBC | TBC | 20/21 increase not implemented due to Covid. No change to plan fee in 21/22 but increase passed onto inspection fees instead. |
| | 6 | | £623.79 | £611.67 | TBC | TBC | 20/21 increase not implemented due to Covid. No change to plan fee in 21/22 but increase passed onto inspection fees instead. |
| | 7 | | £650.06 | £637.50 | TBC | TBC | 20/21 increase not implemented due to Covid. No change to plan fee in 21/22 but increase passed onto inspection fees instead. |

BUILDING CONTROL

| Category | Quantity | Service | 2020/21 | 2021/22 | 2022/23 | % increase /decrease from previous charge | Comments |
|----------|----------|---------|---------|---------|---------|---|--|
| | 8 | | £676.32 | £663.33 | TBC | TBC | 20/21 increase not implemented due to Covid. No change to plan fee in 21/22 but increase passed onto inspection fees instead. |
| | 9 | | £702.59 | £689.17 | TBC | TBC | 20/21 increase not implemented due to Covid. No change to plan fee in 21/22 but increase passed onto inspection fees instead. |
| | 10 | | £709.16 | £695.00 | TBC | TBC | 20/21 increase not implemented due to Covid. No change to plan fee in 21/22 but increase passed onto inspection fees instead. |
| | 11 - 30 | | Quote | Quote | Quote | Quote | |
| | | | | | | | |
| | 1 | | £309.03 | £427.50 | TBC | TBC | Increase to inspection fees to align more closely with other LAs in Wales and to fund the services readiness for the forthcoming WG Building Safety Regime. i.e extensive upskilling and training needs etc. |
| | 2 | | £460.30 | £710.00 | TBC | TBC | Increase to inspection fees to align more closely with other LAs in Wales and to fund the services readiness for the forthcoming WG Building Safety Regime. i.e extensive upskilling and training needs etc. |
| | 3 | | £663.86 | £902.50 | TBC | TBC | Increase to inspection fees to align more closely with other LAs in Wales and to fund the services readiness for the forthcoming WG Building Safety Regime. i.e extensive upskilling and training needs etc. |

BUILDING CONTROL

| Category | Quantity | Service | 2020/21 | 2021/22 | 2022/23 | % increase /decrease from previous charge | Comments |
|--|----------|---------|-----------|-----------|---------|---|--|
| Table A - New Dwellings Number of Units (Full Plans Inspection Charge): * | 4 | | £874.63 | £1,068.33 | TBC | TBC | Increase to inspection fees to align more closely with other LAs in Wales and to fund the services readiness for the forthcoming WG Building Safety Regime. i.e extensive upskilling and training needs etc. |
| | 5 | | £1,078.84 | £1,228.33 | TBC | TBC | Increase to inspection fees to align more closely with other LAs in Wales and to fund the services readiness for the forthcoming WG Building Safety Regime. i.e extensive upskilling and training needs etc. |
| | 6 | | £1,196.37 | £1,363.33 | TBC | TBC | Increase to inspection fees to align more closely with other LAs in Wales and to fund the services readiness for the forthcoming WG Building Safety Regime. i.e extensive upskilling and training needs etc. |
| | 7 | | £1,430.13 | £1,562.50 | TBC | TBC | Increase to inspection fees to align more closely with other LAs in Wales and to fund the services readiness for the forthcoming WG Building Safety Regime. i.e extensive upskilling and training needs etc. |
| | 8 | | £1,663.89 | £1,761.67 | TBC | TBC | Increase to inspection fees to align more closely with other LAs in Wales and to fund the services readiness for the forthcoming WG Building Safety Regime. i.e extensive upskilling and training needs etc. |
| | 9 | | £1,897.65 | £1,877.50 | TBC | TBC | |
| | 10 | | £2,151.11 | £2,180.00 | TBC | TBC | |
| | 11 - 30 | | Quote | Quote | Quote | Quote | |

BUILDING CONTROL

| Category | Quantity | Service | 2020/21 | 2021/22 | 2022/23 | % increase /decrease from previous charge | Comments |
|--|----------|---------|-----------|-----------|---------|---|---|
| Table A - New Dwellings Number of Units (Building Notice Charge): | 1 | | £510.21 | £625.00 | | 22.50% | Increase to align more closely with other LAs in Wales and to fund the services readiness for the forthcoming WG Building Safety Regime. i.e extensive upskilling and training needs etc. |
| | 2 | | £729.51 | £975.00 | TBC | TBC | Increase to align more closely with other LAs in Wales and to fund the services readiness for the forthcoming WG Building Safety Regime. i.e extensive upskilling and training needs etc. |
| | 3 | | £1,018.43 | £1,250.00 | TBC | TBC | Increase to align more closely with other LAs in Wales and to fund the services readiness for the forthcoming WG Building Safety Regime. i.e extensive upskilling and training needs etc. |
| | 4 | | £1,314.57 | £1,500.00 | TBC | TBC | Increase to align more closely with other LAs in Wales and to fund the services readiness for the forthcoming WG Building Safety Regime. i.e extensive upskilling and training needs etc. |
| | 5 | | £1,610.71 | £1,750.00 | TBC | TBC | Increase to align more closely with other LAs in Wales and to fund the services readiness for the forthcoming WG Building Safety Regime. i.e extensive upskilling and training needs etc. |

BUILDING CONTROL

| Category | Quantity | Service | 2020/21 | 2021/22 | 2022/23 | % increase /decrease from previous charge | Comments |
|--|---|---|--------------------|-----------|---------|---|---|
| | 6 | | £1,820.16 | £1,975.00 | TBC | TBC | Increase to align more closely with other LAs in Wales and to fund the services readiness for the forthcoming WG Building Safety Regime. i.e extensive upskilling and training needs etc. |
| | 7 | | £2,080.19 | £2,200.00 | TBC | TBC | Increase to align more closely with other LAs in Wales and to fund the services readiness for the forthcoming WG Building Safety Regime. i.e extensive upskilling and training needs etc. |
| | 8 | | £2,340.21 | £2,425.00 | TBC | TBC | |
| | 9 | | £2,600.24 | £2,650.00 | TBC | TBC | |
| | 10 | | £2,860.26 | £2,875.00 | TBC | TBC | |
| | 11 - 30 | | Quote | Quote | TBC | TBC | |
| Table B - Amount of Full Plans Vetting Charge | Garages | Erection or extension of a detached building which consists of a garage carport or both having a floor area not exceeding 60m2 in total, and which is not an exempt building. | £134.12 | £131.67 | TBC | TBC | 20/21 increase not implemented due to Covid. No change |
| | Single Storey Extensions and loft conversions | Any extension or loft conversion of a dwelling the total floor area of which exceeds 10m2, but does not exceed 40m2, including means of access and work in connection with that extension. | £134.12 | £131.67 | TBC | TBC | 20/21 increase not implemented due to Covid. No change |
| | Single Storey Extensions and loft conversions | Any extension or loft conversion of a dwelling the total floor area of which exceeds 40m2, but does not exceed 100m2, including means of access and work in connection with that extension. | £134.12 | £131.67 | TBC | TBC | 20/21 increase not implemented due to Covid. No change |
| | Garages | Erection or extension of a detached building which consists of a garage carport or both having a floor area not exceeding 60m2 in total, and which is not an exempt building. | £130.81 | £160.00 | TBC | TBC | Increase to reflect more closely the costs associated with service inputs |

BUILDING CONTROL

| Category | Quantity | Service | 2020/21 | 2021/22 | 2022/23 | % increase /decrease from previous charge | Comments |
|---|---|--|---------|---------|---------|---|---|
| Table B - Amount of Full Plans Inspection Charge | Single Storey Extensions and loft conversions | Any extension or loft conversion of a dwelling the total floor area of which exceeds 10m2, but does not exceed 40m2, including means of access and work in connection with that extension. | £250.80 | £293.33 | TBC | TBC | Increase to align more closely with other LAs in Wales and to fund the services readiness for the forthcoming WG Building Safety Regime. i.e extensive upskilling and training needs etc. |
| | | Any extension or loft conversion of a dwelling the total floor area of which exceeds 40m2, but does not exceed 100m2, including means of access and work in connection with that extension. | £348.27 | £443.33 | TBC | TBC | Increase to align more closely with other LAs in Wales and to fund the services readiness for the forthcoming WG Building Safety Regime. i.e extensive upskilling and training needs etc. |
| | | | | | | | |
| Table B - Amount of Building Notice Charge | Garages | Erection or extension of a detached building which consists of a garage carport or both having a floor area not exceeding 60m2 in total, and which is not an exempt building. | £291.43 | £291.66 | TBC | TBC | |
| | Extensions and loft conversions | Any extension or loft conversion of a dwelling the total floor area of which exceeds 10m2, but does not exceed 40m2, including means of access and work in connection with that extension. | £423.41 | £425.00 | TBC | TBC | |
| | | Any extension or loft conversion of a dwelling the total floor area of which exceeds 40m2, but does not exceed 100m2, including means of access and work in connection with that extension. | £530.64 | £575.00 | TBC | TBC | |
| | Other Works | Conversion of a single domestic garage in to a habitable room | £222.28 | £225.00 | TBC | TBC | |
| | | Replacement of windows in a dwelling (up to 20 windows) | £63.93 | £104.17 | TBC | TBC | Increase to reflect more closely the costs associated with service inputs |
| | | Installation or replacement of domestic sewage treatment system | £177.04 | £179.17 | TBC | TBC | |
| | | Upgrading thermal elements (as defined in guidance note) | £58.12 | £104.17 | TBC | TBC | Increase to reflect more closely the costs associated with service inputs |
| | | Installation or replacement of a heat producing appliance (e.g. solid fuel appliance, oil fired appliance, ground source heat pump or solar hot water system etc). Where the installer is not a member of a 'Competent Persons Scheme' | £177.04 | £308.33 | TBC | TBC | |

BUILDING CONTROL

| Category | Quantity | Service | 2020/21 | 2021/22 | 2022/23 | % increase /decrease from previous charge | Comments |
|---|-------------------|--|---------|---------|---------|---|---|
| | | Electrical Installations where the installer is not a member of a 'Competent Persons Scheme' | £196.70 | £308.33 | TBC | TBC | Increase to reflect more closely the costs associated with service inputs |
| | | | | | | | |
| Table C - Cost of Works - Amount of Full Plans Vetting Charge | £0 - £1,000 | | £115.57 | N/A | TBC | TBC | Re profiled. See Inspection Fee only |
| | £1,001 - £5,000 | | £190.68 | N/A | TBC | TBC | Re profiled. See Inspection Fee only |
| | £5,001 - £10,000 | | £64.32 | £80.00 | TBC | TBC | |
| | £10,001 - £30,000 | | £78.10 | £115.00 | TBC | TBC | Increase to align more closely with other LAs in Wales and to fund the services readiness for the forthcoming WG Building Safety Regime. i.e extensive upskilling and training needs etc. |
| | £30,001 - £50,000 | | £128.62 | £166.67 | TBC | TBC | Increase to align more closely with other LAs in Wales and to fund the services readiness for the forthcoming WG Building Safety Regime. i.e extensive upskilling and training needs etc. |
| | £50,001 - £75,000 | | £176.61 | £220.83 | TBC | TBC | Increase to align more closely with other LAs in Wales and to fund the services readiness for the forthcoming WG Building Safety Regime. i.e extensive upskilling and training needs etc. |
| | | | | | | | |
| | £0 - £2,000 | | | | TBC | TBC | |
| | £2,001 - £5,000 | | | | TBC | TBC | |

BUILDING CONTROL

| Category | Quantity | Service | 2020/21 | 2021/22 | 2022/23 | % increase /decrease from previous charge | Comments |
|--|--------------------|---------|--------------------|---------|---------|---|---|
| Table C - Cost of Works - Amount of Full Plans Inspection Charge | £0 - £1,000 | | £165.47 | £130.00 | TBC | TBC | Change to reflect reprofiling and costs associated with with service inputs |
| | £1,001 - £5,000 | | £200.93 | £212.50 | TBC | TBC | Increase to reflect more closely the costs associated with service inputs |
| | £5,001 - £10,000 | | £236.39 | £253.33 | TBC | TBC | Increase to reflect more closely the costs associated with service inputs |
| | £10,001 - £30,000 | | £267.90 | £345.00 | TBC | TBC | Increase to align more closely with other LAs in Wales and to fund the services readiness for the forthcoming WG Building Safety Regime. i.e extensive upskilling and training needs etc. |
| | £30,001 - £50,000 | | £330.94 | £579.17 | TBC | TBC | Increase to align more closely with other LAs in Wales and to fund the services readiness for the forthcoming WG Building Safety Regime. i.e extensive upskilling and training needs etc. |
| | £50,001 - £75,000 | | £457.01 | £716.67 | TBC | TBC | Increase to align more closely with other LAs in Wales and to fund the services readiness for the forthcoming WG Building Safety Regime. i.e extensive upskilling and training needs etc. |
| | £75,001 - £100,000 | | £614.60 | £797.50 | TBC | TBC | Increase to align more closely with other LAs in Wales and to fund the services readiness for the forthcoming WG Building Safety Regime. i.e extensive upskilling and training needs etc. |
| | £0 - £1,000 | | £127.12 | £130.00 | TBC | TBC | |
| | £1,001 - £5,000 | | £209.75 | £212.50 | TBC | TBC | |

BUILDING CONTROL

| Category | Quantity | Service | 2020/21 | 2021/22 | 2022/23 | % increase /decrease from previous charge | Comments |
|--|--------------------|---------|---------|-----------|---------|---|---|
| Table C - Cost of Works - Amount of Building Notice Charge | £5,001 - £10,000 | | £252.76 | £333.33 | TBC | TBC | Increase to align more closely with other LAs in Wales and to fund the services readiness for the forthcoming WG Building Safety Regime. i.e extensive upskilling and training needs etc. |
| | £10,001 - £30,000 | | £306.93 | £460.00 | TBC | TBC | Increase to align more closely with other LAs in Wales and to fund the services readiness for the forthcoming WG Building Safety Regime. i.e extensive upskilling and training needs etc. |
| | £30,001 - £50,000 | | £505.52 | £745.83 | TBC | TBC | Increase to align more closely with other LAs in Wales and to fund the services readiness for the forthcoming WG Building Safety Regime. i.e extensive upskilling and training needs etc. |
| | £50,001 - £75,000 | | £696.98 | £937.50 | TBC | TBC | Increase to align more closely with other LAs in Wales and to fund the services readiness for the forthcoming WG Building Safety Regime. i.e extensive upskilling and training needs etc. |
| | £75,001 - £100,000 | | £933.89 | £1,050.00 | TBC | TBC | Increase to align more closely with other LAs in Wales and to fund the services readiness for the forthcoming WG Building Safety Regime. i.e extensive upskilling and training needs etc. |

BUILDING CONTROL

| Category | Quantity | Service | 2020/21 | 2021/22 | 2022/23 | % increase /decrease from previous charge | Comments |
|----------|----------|---------|---------|---------|---------|--|----------|
| | | | | | | | |

BUILDING CONTROL

| Category | Quantity | Service | 2020/21 | 2021/22 | 2022/23 | % increase /decrease from previous charge | Comments |
|---|----------|---|---------|---|---------|---|--|
| NEW Table D - Supplementary Charges and Services | | Undertaking inspections through to completion on unfinished buildings works 5 years after the date of deposit | | POA. Based on current hourly rate and anticipated number of outstanding inspections. Recalculated every 12 months thereafter for works that remain unfinished | TBC | TBC | |
| | | Undertaking inspections through to completion on bulding works that have been occupied for more than 6 months and where intended occupation was not notified to Building Control. | | POA. Based on current hourly rate and anticipated number of outstanding inspections. Recalculated every 12 months thereafter for works that remain unfinished | TBC | TBC | |
| | | Withdrawal of an application post validation | | £83.33 | TBC | TBC | Plan fees to also be retained where a full plan appraisal through to a decision has been made. |
| | | Copy of decision notices/completion certificates | | £62.50 | TBC | TBC | |
| | | Letter confirming exemption from building regulations | | £83.33 | TBC | TBC | |
| | | Pre application advice after the first hour (free of charge) where a building regulation application is subsequently not submitted or an Initial Notice is lodged. | | £60.00 | TBC | TBC | |
| | | Issuing of a demolition notice | | £75.00 | TBC | TBC | |

BUILDING CONTROL

| Category | Quantity | Service | 2020/21 | 2021/22 | 2022/23 | % increase /decrease from previous charge | Comments |
|--|--|---------|---------|---------------|---------|---|----------|
| | Redirection of inspection fee invoices | | | £30.00 | TBC | TBC | |
| | Personal Searches requiring aresponse within 48 hrs by email | | | £77.50 | TBC | TBC | |
| | | | | | | | |
| NEW Table E Street Naming and Numbering Charges | Existing private dwelling name change | | | £75.00 | TBC | TBC | |
| | Existing business property name change | | | £100.00 | TBC | TBC | |
| | Renaming of an existing street | | | £300.00 | TBC | TBC | |
| | Naming of a brand new street | | | £150 per plot | TBC | TBC | |
| | Letter Confirming an existing address | | | £50.00 | TBC | TBC | |
| | | | | | | | |

PLANNING

Planning Fees

The latest planning permission fees can be obtained by clicking on the following link:-

<https://en.powys.gov.uk/article/6040/Planning-permission-fees>

BURIAL FEES

| Category | SERVICE | 2020/21 | 2021/22 | 2022/23 | % increase /decrease from previous charge |
|---|--|----------------|----------------|----------------|--|
| Excavation | <i>Burial - Adults: Single Depth</i> | £820.91 | £820.91 | TBC | TBC |
| | <i>Burial - Adults: Double Depth</i> | £1,034.75 | £1,034.75 | TBC | TBC |
| | <i>Burial - Children: Stillborn to under 12 years</i> | £0 | £0 | TBC | TBC |
| | <i>Burial - Children: Children over 1 month and under 12 years</i> | £0 | £0 | TBC | TBC |
| | <i>Cremated Remains: All burials</i> | £260 | £260 | TBC | TBC |
| Monument Registrations | Right to erect a headstone & first inscription | £236.83 | £236.83 | TBC | TBC |
| | Right to erect a kerbstone | £236.83 | £236.83 | TBC | TBC |
| | Subsequent inscriptions | £60.08 | £60.08 | TBC | TBC |
| Purchase of Exclusive Right of Burial (ERB) | Adults & Children 12 and over | £945.23 | £945.23 | TBC | TBC |
| | Children - under 12 years | £0 | £0 | TBC | TBC |
| | Stillborn/under 1 month | £0 | £0 | TBC | TBC |
| | Cremation Space | £468.34 | £468.34 | TBC | TBC |
| Registration of Burial | Adults & Children 12 and over | £294.56 | £294.56 | TBC | TBC |
| | Stillborn and Children under 12 years | £0 | £0 | TBC | TBC |
| Miscellaneous | Scattering of Ashes | £294.56 | £294.56 | TBC | TBC |
| | Home burial visit | £120.00 | £120.00 | TBC | TBC |
| | Genealogy Research Requests* | £70.18 | £70.18 | TBC | TBC |
| | Saturday cremations (additional cost) | £264.00 | £264.00 | TBC | TBC |
| | Saturday burials (additional cost) | £528 | £528 | TBC | TBC |

DOGS & PEST CONTROL

| Category | SERVICE | 2020/21 | 2021/22 | 2022/23 | % increase /decrease from previous charge |
|----------|----------------|---------|---------|---------|--|
| DOG | Kennelling fee | £ 50.00 | £ 50.00 | TBC | TBC |
| WARDEN | Cost per day | £ 13.00 | £ 13.00 | TBC | TBC |
| | | | | | |

CATERING

| Category | SERVICE | 2020/21 | 2021/22 | 2022/23 | % increase /decrease from previous charge | Comments |
|----------------|-----------------|---------|---------|---------|---|----------|
| Primary School | Meal | £2.45 | £2.35 | TBC | TBC | |
| | Free Meal | £2.45 | £2.35 | TBC | TBC | |
| | | | | | | |
| High School | Meal of the day | £2.55 | £2.45 | TBC | TBC | |
| | Free Meal | £2.55 | £2.45 | TBC | TBC | |
| | | | | | | |

CLEANING

| Category | SERVICE | 2020/21 | 2021/22 | 2022/23 | % increase /decrease from previous charge |
|----------------|---|---------|---------|---------|---|
| | | | | | |
| External Sites | Cleaner | £13.77 | tbc | TBC | TBC |
| | Cleaner in Charge | £13.77 | tbc | TBC | TBC |
| | Caretaker | N/A | tbc | TBC | TBC |
| | | | | | |
| Schools | Cleaner | £13.77 | tbc | TBC | TBC |
| | Cleaning Caretaker | N/A | N/A | TBC | TBC |
| | | | | | |
| Internal Sites | Cleaner | £13.77 | tbc | TBC | TBC |
| | Cleaner in Charge | £13.77 | tbc | TBC | TBC |
| | Cleaner Supervisor | £13.77 | tbc | TBC | TBC |
| | Caretaker / Handyman | £13.77 | tbc | TBC | TBC |
| | Caretaker | N/A | N/A | TBC | TBC |
| | | | | | |
| Other sites | Fire Stations small Not including materials | £13.77 | tbc | TBC | TBC |
| | | | | | |

LIBRARIES

| SERVICE | 2020/21 | 2021/22 | 2022/23 | % increase /decrease from previous charge |
|---------------|--|--|---------|---|
| Fines – books | Branches: Adult: 15p per open day overdue for each item (max. £5.00 per item). Mobile libraries: 15p per item per missed visit. Children: no fines on children’s items. | Branches: Adult: 15p per open day overdue for each item (max. £5.00 per item). Mobile libraries: 15p per item per missed visit. Children: no fines on children’s items. | TBC | TBC |
| Fines – other | Talking books: Adult – 15p per day overdue for each item, to a maximum of £5.00. No fines on children’s items. DVDs: childrens, information and music: 20p per open day DVDs - feature films and boxed sets: 50p per open day to a maximum of £5.00 | Talking books: Adult – 15p per day overdue for each item, to a maximum of £5.00. No fines on children’s items. DVDs: childrens, information and music: 20p per open day DVDs - feature films and boxed sets: 50p per open day to a maximum of £5.00 | TBC | TBC |

LIBRARIES

| SERVICE | 2020/21 | 2021/22 | 2022/23 | % increase /decrease from previous charge |
|--------------------------|--|--|---------|---|
| Reservations | Books in stock or on order: no charge Not in stock book or periodical: £10.00 Music and play sets: from £30.00 depending on number of copies wanted etc. Application for renewal of inter-library loan items (minimum of one week's notice required): £10.00 Overdue inter-library loan items: £10.00 recharge | Books in stock or on order: no charge Not in stock book or periodical: £10.00 Music and play sets: from £30.00 depending on number of copies wanted etc. Application for renewal of inter-library loan items (minimum of one week's notice required): £10.00 Overdue inter-library loan items: £10.00 recharge | TBC | TBC |
| DVDs | Hire charge: £1.00 per week for children's, information, and music. Hire charge: £2.50 per week for adults and children's feature films Hire charge: £4 per week for boxed sets containing 3 or more DVDs | Hire charge: £1.00 per week for children's, information, and music. Hire charge: £2.50 per week for adults and children's feature films Hire charge: £4 per week for boxed sets containing 3 or more DVDs | TBC | TBC |
| Talking Books | Hire charge: £3.00. No charge for children's items. | Hire charge: £3.00. No charge for children's items. | TBC | TBC |
| Replacement tickets | Adult / children: £2 | Adult / children: £2 | TBC | TBC |
| Sales of withdrawn stock | Adult fiction: from 50p Non-fiction: from 75p Junior: from 20p Audio: from 50p DVDs: from £2.51 | Adult fiction: from 50p Non-fiction: from 75p Junior: from 20p Audio: from 50p DVDs: from £2.51 | TBC | TBC |
| Photocopies | A4, 20p per side A3, 40p per side | A4, 20p per side A3, 40p per side | TBC | TBC |

LIBRARIES

| SERVICE | 2020/21 | 2021/22 | 2022/23 | % increase /decrease from previous charge |
|-----------------------|---|---|---------|---|
| Paper | A4 10p per sheet | A4 10p per sheet | TBC | TBC |
| Printouts | A4: 20p black & white, 40p colour Microfiche/film printout: - A4: 30p self-service, 50p postal (where available) Standard charge through public i-cam printer Digital copies and printouts undertaken by staff: £1.00 each | A4: 20p black & white, 40p colour Microfiche/film printout: - A4: 30p self-service, 50p postal (where available) Standard charge through public i-cam printer Digital copies and printouts undertaken by staff: £1.00 each | TBC | TBC |
| Damaged & lost items | Books: In print: current published price Out of print: current average cost for book type DVDs: Individually priced | Books: In print: current published price Out of print: current average cost for book type DVDs: Individually priced | TBC | TBC |
| Use of Computers | Free bookable sessions | Free bookable sessions | TBC | TBC |
| Sale of memory sticks | 8gb memory stick £6 | 8gb memory stick £6 | TBC | TBC |

LIBRARIES

| SERVICE | 2020/21 | 2021/22 | 2022/23 | % increase /decrease from previous charge |
|-----------|---|---|---------|---|
| Room hire | <p>Voluntary / educational organisations: £30.00 per 3 hour session; £15.00 per hour; £50 per 3 hour session out of library opening hours</p> <p>Other organisations: £50.00 per 3 hour session during library opening hours; £20 per hour plus caretaker costs for opening/closing per session outside of library opening hours Use of kitchen facilities (Brecon £10.00, others £5.00)</p> <p>Reduced rates for regular bookings: 10% reduction for regular bookings (10 per year and over)</p> | <p>Voluntary / educational organisations: £30.00 per 3 hour session; £15.00 per hour; £50 per 3 hour session out of library opening hours</p> <p>Other organisations: £50.00 per 3 hour session during library opening hours; £20 per hour plus caretaker costs for opening/closing per session outside of library opening hours Use of kitchen facilities (Brecon £10.00, others £5.00)</p> <p>Reduced rates for regular bookings: 10% reduction for regular bookings (10 per year and over)</p> | TBC | TBC |

LIBRARIES

| SERVICE | 2020/21 | 2021/22 | 2022/23 | % increase /decrease from previous charge |
|------------------------------|--|--|---------|---|
| Exhibitions | Galleries: No charge for non selling exhibitions £50 + 10% of sales for selling exhibitions Display cases: No charge for non selling exhibitions Selling: £25 + 10% of sales for selling exhibitions Local organisations information displays: FREE at the discretion of the Branch Librarian | Galleries: No charge for non selling exhibitions £50 + 10% of sales for selling exhibitions Display cases: No charge for non selling exhibitions Selling: £25 + 10% of sales for selling exhibitions Local organisations information displays: FREE at the discretion of the Branch Librarian | TBC | TBC |
| Fax | Incoming: 50p per page Outgoing: UK £1.00; Europe - £2.00 for 1st page, £1.00 for each subsequent page; World - £3.00 for 1st page, £1.00 for each subsequent page | Incoming: 50p per page Outgoing: UK £1.00; Europe - £2.00 for 1st page, £1.00 for each subsequent page; World - £3.00 for 1st page, £1.00 for each subsequent page | TBC | TBC |
| Laminating (where available) | A4 size: £1.50 A3 size: £2.00 | A4 size: £1.50 A3 size: £2.00 | TBC | TBC |
| Local studies research | £20 per half hour | £20 per half hour | TBC | TBC |
| | | | | |

MUSEUMS

| CATEGORY | SERVICE | 2020/21 | 2021/22 | 2022/23 | % increase /decrease from previous charge |
|--------------|--|---|---|---------|---|
| COPY CHARGES | Photocopy: Single A4/ BW | £0.25 | £0.25 | TBC | TBC |
| | Photocopy: A4 colour | £0.50 | £0.50 | TBC | TBC |
| | Photocopy - laminated | £1.00 | £1.00 | TBC | TBC |
| | Photocopy: A3 B/W | £0.50 | £0.50 | TBC | TBC |
| | Photocopy: A3 colour | £1.00 | £1.00 | TBC | TBC |
| | Scanned photos – personal / commercial / publishing | Quote available depending on number of images | Quote available depending on number of images | TBC | TBC |
| ROOM HIRE | Half day incl. tea & coffee | £30.00 | £30.00 | TBC | TBC |
| | Full day incl. tea & coffee | £60.00 | £60.00 | TBC | TBC |
| VENUE HIRE | Filming etc. per day | Negotiable – depending on requirements | Negotiable – depending on requirements | TBC | TBC |
| SALES | Exhibition art work sales, commission, pictures / books / cards | 33% of wall price | 33% of wall price | TBC | TBC |
| | SLA - school annual agreement | N/A | N/A | TBC | TBC |
| | Visit to Museum by an educational organisation (with Education & Access Officer) | £50.00 | £50.00 | TBC | TBC |

MUSEUMS

| | | | | | |
|----------------------------------|--|--|--|-----|-----|
| EDUCATION CHARGES | Visit to school or other educational institution (with Education & Access Officer) | £70.00 (Discount of £15.00 for 2 or more bookings made within the same financial year) | £70.00 (Discount of £15.00 for 2 or more bookings made within the same financial year) | TBC | TBC |
| | Visit to Museum / Outreach visit by Education & Access Officer to Special schools / Adults with disabilities | £30.00 | £30.00 | TBC | TBC |
| | Visit to Museum / Outreach visit by Education & Access Officer to Adult groups | £55.00 | £55.00 | TBC | TBC |
| | Craft activities / holiday activities – per child / adult | £0-£3.00 Depending on activity | £0-£3.00 Depending on activity | TBC | TBC |
| | Visit to retirement / nursing home | £25.00 | £25.00 | TBC | TBC |
| | 3rd Age / Adult Learning visits | £20.00 - £60.00 Depending on requirements / activity | £20.00 - £60.00 Depending on requirements / activity | TBC | TBC |
| | | | | | |
| Education Charges (Rad and Mont) | Visit to Museum by an educational organisation | Free | Free | TBC | TBC |
| | Use of handling collection at museum | £25 per Topic | £25 per Topic | TBC | TBC |
| | Use of of Victorian/WW2 school room - (Mont only) | £25 | £25 | TBC | TBC |
| | Rental of handling collection | £40 per Topic | £40 per Topic | TBC | TBC |
| | Transport of above (delivery/return) | £0.45 per mile | £0.45 per mile | TBC | TBC |
| | Crafts | £2 per child | £2 per child | TBC | TBC |
| | | | | | |

ARCHIVES

| CATEGORY | SERVICE | 2020/21 | 2021/22 | 2022/23 | % increase /decrease from previous charge |
|-------------------------|--|---------------------------|---------------------------|---------|---|
| Photocopies | A4 per sheet | £0.50 | £0.50 | TBC | TBC |
| | A3 per sheet | £1.00 | £1.00 | TBC | TBC |
| | Micro film / fiche printout | £1.00 | £1.00 | TBC | TBC |
| | Postal requests (cost of copies, plus postage) | £3.00 | £3.00 | TBC | TBC |
| Digital Images | Images digitised from the original document, on CD, per image | charged as per staff time | charged as per staff time | TBC | TBC |
| | Images digitised from the original document, printout, per image | charged as per staff time | charged as per staff time | TBC | TBC |
| | Images of existing digital images, on CD, per image | charged as per staff time | charged as per staff time | TBC | TBC |
| | Images of existing digital images, printout, per image | charged as per staff time | charged as per staff time | TBC | TBC |
| Research Service | Half an hour quick "look-up" (parish registers and census only) | £20.00 | £20.00 | TBC | TBC |
| | One hour research | £40.00 | £40.00 | TBC | TBC |
| | Two hours research | £80.00 | £80.00 | TBC | TBC |

ARCHIVES

| | | | | | |
|---|--|---|---|-----|-----|
| Photography Permit | Annual permit to take digital photographs of archive documents (for private research only) | Daily permit £9; weekly permit £20; annual permit £50 | Daily permit £9; weekly permit £20; annual permit £50 | TBC | TBC |
| | | | | | |
| Family and Local History Internet Sessions | One-to-one sessions on family or local history sources on the Internet, one hour | £5 per individual in group; £10 individual | £5 per individual in group; £10 individual | TBC | TBC |

PRIVATE SECTOR HOUSING

| Category | SERVICE | 2020/21 | 2021/22 | 2022/23 | % increase /decrease from previous charge |
|---------------------|---|--|--|---------|---|
| Renewals: | Landlord Loans | up to 15% of loan value (up to £25K per unit recovered over 5 years) | up to 15% of loan value (up to £25K per unit recovered over 5 years) | TBC | TBC |
| | CO2I Loans | up to 15% of loan value (up to £5K per measure recovered over 5 years) | up to 15% of loan value (up to £5K per measure recovered over 5 years) | TBC | TBC |
| | WG Houses into Homes Loans (Formal Route) | up to £495 administration fee, plus £50 land registry fee | up to £495 administration fee, plus £50 land registry fee | TBC | TBC |
| | WG Houses into Homes Loans (Following Works in Default Notice - Supervised) | up to 15% of loan value (up to £5K per measure recovered over 5 years) | up to 15% of loan value (up to £5K per measure recovered over 5 years) | TBC | TBC |
| | WG Town Centre Loans | up to 15% of loan value (up to £25K per unit recovered over 5 years) | up to 15% of loan value (up to £25K per unit recovered over 5 years) | TBC | TBC |
| | Disabled Facility Grant & Loan Assistance | up to 15% of approved works cost value against capital budget | up to 15% of approved works cost value against capital budget | TBC | TBC |
| | Safe Warm & Secure Assistance | up to 15% of approved works - e.g. to support delivery of W.G. Loan Capital), otherwise limited to a maximum of £1k per building for voided applications, or Housing Standards Enforcement Guidance. | up to 15% of approved works - e.g. to support delivery of W.G. Loan Capital), otherwise limited to a maximum of £1k per building for voided applications, or Housing Standards Enforcement Guidance. | TBC | TBC |
| Enforcement: | HMO Mandatory Licensing | | £750 fee + £25 for every self contained unit in a building beyond 5 (fee covers 5-yr license) | TBC | TBC |
| | Immigration Inspection fee | | £150 per inspection | TBC | TBC |
| | Rent Smart Wales Landlord Training Course Fee | | £360 fee per session - training provider for Cardiff City Council who manage scheme on behalf of W.G. | TBC | TBC |

FREEDOM WEBSITE LINK

Powys Leisure Centres - for latest activity prices please click on the link below

Brecon Leisure Centre

<http://www.freedom-leisure.co.uk/centres.asp?section=1975§ionTitle=brecon+leisure+centre>

Bro Ddyfi Leisure Centre

<http://www.freedom-leisure.co.uk/centres.asp?section=2014§ionTitle=bro+ddyfi+leisure+centre>

Builth Sports Centre and swimming pool

<https://www.freedom-leisure.co.uk/centres/builth-wells-sports-centre-and-swimming-pool/>

Caereinion Leisure Centre

<http://www.freedom-leisure.co.uk/centres.asp?section=2028§ionTitle=caereinion+leisure+centre>

East Radnor Leisure Centre

<http://www.freedom-leisure.co.uk/centres.asp?section=2029§ionTitle=east+radnor+leisure+centre>

Knighton Leisure Centre

<http://www.freedom-leisure.co.uk/centres.asp?section=2030§ionTitle=knighton+sports+centre>

Llandrindod Wells Leisure Centre

<http://www.freedom-leisure.co.uk/centres.asp?section=2031§ionTitle=llandrindod+wells+sports+centre>

Llanfyllin Leisure Centre

<http://www.freedom-leisure.co.uk/centres.asp?section=2032§ionTitle=llanfyllin+sports+centre>

Llanidloes Leisure Centre

<http://www.freedom-leisure.co.uk/centres.asp?section=2033§ionTitle=llanidloes+sports+centre>

Maldwyn Leisure Centre

<http://www.freedom-leisure.co.uk/centres.asp?section=2034§ionTitle=maldwyn+leisure+centre>

Rhayader Leisure Centre

FREEDOM WEBSITE LINK

<http://www.freedom-leisure.co.uk/centres.asp?section=2035§ionTitle=rhayader+leisure+centre>

The Flash Leisure Centre

<http://www.freedom-leisure.co.uk/centres.asp?section=2037§ionTitle=the+flash+leisure+centre>

Ystradgynlais Leisure Centre

<https://www.freedom-leisure.co.uk/centres/ystradgynlais-sports-centre/>

CTAX

| CATEGORY | SERVICE | 2020/21 | 2021/22 | 2022/23 | % increase /decrease from previous charge | Comments |
|-------------|--|---------|---------|---------|---|--|
| Council Tax | Summons (subject to Court approval) | £ 50.00 | £ 50.00 | TBC | TBC | as per Legislation maximum costs that can be charged in Wales is £70.00 (any combination). |
| | Liability Order | £ 20.00 | £ 20.00 | TBC | TBC | |
| | <i>Council tax Premium- second homes</i> | n/a | n/a | TBC | TBC | Housing (Wales) Act enables a 100% premium to be charged on second homes. Council determined 09/03/2016 to charge a premium of 50% from 01/04/2017 . Exceptions to premium apply. |
| | Council tax Premium -Long Term empties | n/a | n/a | TBC | TBC | Housing (Wales) Act enables a 100% premium be charged on Long-term empty properties. Council determined 09/03/2016 to charge a premium of 50% from 01/04/2017 . Exceptions to premium apply |
| NNDR | Summons (subject to Court approval) | £ 50.00 | £ 50.00 | TBC | TBC | |
| | Liability Order | £ 20.00 | £ 20.00 | TBC | TBC | |

CAR PARK

| CAR PARK FEES AND CHARGES | | CATEGORY | | UP TO 1 HR | | | | UP TO 2 HRS | | | | UP TO 4 HRS | | | | OVER 4 HRS | | | | OVERNIGHT | | | |
|--|---|-----------|-------|------------|---|-------|-------|-------------|---|-------|-------|-------------|---|-------|-------|------------|---|-------|-------|-----------|---|--|--|
| LOCATION | TYPE OF VEHICLE | 20/21 | 21/22 | 22/23 | % increase /decrease from previous charge | 20/21 | 21/22 | 22/23 | % increase /decrease from previous charge | 20/21 | 21/22 | 22/23 | % increase /decrease from previous charge | 20/21 | 21/22 | 22/23 | % increase /decrease from previous charge | 20/21 | 21/22 | 22/23 | % increase /decrease from previous charge | | |
| Short Stay Car Parks | | Motor Car | £1.00 | £1.00 | TBC | TBC | £2.00 | £2.00 | TBC | TBC | | | | | | | | | | | | | |
| Hay on Wye - Market Square car park Brecon - George Street, Viaduct Inner and Y Gaer car parks Llandrindod Wells - Middleton Street car park Knighton - Norton Arms car park Welshpool - Severn Stars car park | | | | | | | | | | | | | | | | | | | | | | | |
| Long Stay Mixed Use Car Parks | Motor car/cycle | £1.00 | £1.00 | TBC | TBC | £2.00 | £2.00 | TBC | TBC | £3.00 | £3.00 | TBC | TBC | £4.00 | £4.00 | £4.00 | 0.00% | £0.00 | £0.00 | TBC | TBC | | |
| | Vehicle & Trailer/caravan | £2.00 | £2.00 | TBC | TBC | £4.00 | £4.00 | TBC | TBC | £6.00 | £6.00 | TBC | TBC | £8.00 | £8.00 | £8.00 | 0.00% | £0.00 | £0.00 | TBC | TBC | | |
| | Van <3t | £1.00 | £1.00 | TBC | TBC | £2.00 | £2.00 | TBC | TBC | £3.00 | £3.00 | TBC | TBC | £4.00 | £4.00 | £4.00 | 0.00% | £0.00 | £0.00 | TBC | TBC | | |
| | Motorhome and Goods >3t | £2.00 | £2.00 | TBC | TBC | £4.00 | £4.00 | TBC | TBC | £6.00 | £6.00 | TBC | TBC | £8.00 | £8.00 | £8.00 | 0.00% | £0.00 | £0.00 | TBC | TBC | | |
| Builth Wells - Smithfield and The Groe car parks Crickhowell - Beaufort Street car park Hay-on-Wye - Oxford Road car park Brecon - Promenade car park Knighton - Bowling Green Lane car park Rhayader - Dark Lane car park Newtown Back Lane and Gravel car parks Welshpool - Berriew Street and Church Street car parks Llanidloes - Mount Street car park Machynlleth - Maengwyn Street car park | | | | | | | | | | | | | | | | | | | | | | | |
| Long Stay Motorcars/Cycles plus Trailer/Caravan | Motor car/cycle/van <3t | £1.00 | £1.00 | TBC | TBC | £2.00 | £2.00 | TBC | TBC | £3.00 | £3.00 | TBC | TBC | £4.00 | £4.00 | £4.00 | 0.00% | £0.00 | £0.00 | TBC | TBC | | |
| | Vehicle & Trailer/caravan | £2.00 | £2.00 | TBC | TBC | £4.00 | £4.00 | TBC | TBC | £6.00 | £6.00 | TBC | TBC | £8.00 | £8.00 | £8.00 | 0.00% | £0.00 | £0.00 | TBC | TBC | | |
| Brecon - Alexandra Road, Kensington, Dinas Road, Scout Lane, Viaduct Outer and Canal Road car parks Ystradgynlais - Heol Maes y Dre and Heol Eglwys Presteigne - Hereford Street and High Street car parks | | | | | | | | | | | | | | | | | | | | | | | |
| Long Stay Motorcars/Cycles only | Motor car/cycle | £1.00 | £1.00 | TBC | TBC | £2.00 | £2.00 | TBC | TBC | £3.00 | £3.00 | TBC | TBC | £4.00 | £4.00 | £4.00 | 0.00% | £0.00 | £0.00 | TBC | TBC | | |
| | Brecon - Alexandra Road, Kensington, Dinas Road, Scout Lane, Viaduct Outer and Canal Road car parks Ystradgynlais - Heol Maes y Dre and Heol Eglwys Presteigne - Hereford Street and High Street car parks Llandrindod Wells - Town Hall car park | | | | | | | | | | | | | | | | | | | | | | |

| CAR PARK FEES AND CHARGES | | CATEGORY | | Per Day | | | | OVERNIGHT | | | |
|--|--|---------------------|-------|---------|-----|-----|-------|-----------|-------|-----|--|
| Long Stay Coach and Lorry Park | | Coach/Goods Vehicle | £8.00 | £8.00 | TBC | TBC | £0.00 | £0.00 | £0.00 | TBC | |
| Brecon - Canal Road Coach and Lorry Park | | | | | | | | | | | |

21100.00%

| PERMITS | | | | | | | | | | | | | | | | | |
|-------------------------|-------------------|--------|--------|-------|---|---------|---------|-------|---|---------|---------|-------|---|-----------|---------|-------|---|
| LOCATION | TYPE OF VEHICLE | 20/21 | 21/22 | 22/23 | % increase /decrease from previous charge | 20/21 | 21/22 | 22/23 | % increase /decrease from previous charge | 20/21 | 21/22 | 22/23 | % increase /decrease from previous charge | 20/21 | 21/22 | 22/23 | % increase /decrease from previous charge |
| | TYPE OF VEHICLE | 1MONTH | | | | 3 MONTH | | | | 6 MONTH | | | | 12 months | | | |
| CAR PARK PERMITS | Motor Cars | £40.00 | £40.00 | TBC | TBC | £115.00 | £115.00 | TBC | TBC | £205.00 | £205.00 | TBC | TBC | £370.00 | £370.00 | TBC | TBC |
| | Cars and Trailers | £70.00 | £70.00 | TBC | TBC | £185.00 | £185.00 | TBC | TBC | £340.00 | £340.00 | TBC | TBC | £610.00 | £610.00 | TBC | TBC |
| | Motorhomes | £70.00 | £70.00 | TBC | TBC | £185.00 | £185.00 | TBC | TBC | £340.00 | £340.00 | TBC | TBC | £610.00 | £610.00 | TBC | TBC |
| | Goods Vehicles | £70.00 | £70.00 | TBC | TBC | £185.00 | £185.00 | TBC | TBC | £340.00 | £340.00 | TBC | TBC | £610.00 | £610.00 | TBC | TBC |
| | Bus/Coach | £70.00 | £70.00 | TBC | TBC | £185.00 | £185.00 | TBC | TBC | £340.00 | £340.00 | TBC | TBC | £610.00 | £610.00 | TBC | TBC |

WASTE COLLECTION

| Category | SERVICE | 2020/21 | 21/22 | 22/23 | % increase /decrease from previous charge | Comments |
|---|---|-------------------------------------|---------------------|---------------------|---|---|
| Household Waste | Bulky Household Waste (subject to conditions) | All ready consider as part IBP Work | £30 (up to 3 items) | £35 (up to 3 items) | 16.67% | Website in 21/22 was never updated for the increase to £35 in 21/22 and was retained at £30 (suspended due to COVID). |
| | | | | | | |
| Wheeled Bin Size (240 Litre) Weekly Collection Charge: | Glass | see comment | see comment | see comment | 0.00% | TRADE - flexibility over pricing approved by portfolio holder to remain competitive within the marketplace, therefore no set price but it is envisaged that trade waste collection charges will increase by 2.5% in 2021/22 |
| | Plastic/tins/cans/metal | | | | 0.00% | |
| | Paper | | | | 0.00% | |
| | Food | | | | 0.00% | |
| | Cardboard & Paper | | | | 0.00% | |
| Wheeled Bin Size (180 Litre) Weekly Collection Charge: | Food | see comment | see comment | see comment | 0.00% | |
| Wheeled Bin Size (360 Litre) Weekly Collection Charge: | Cardboard & Paper | | | | 0.00% | |
| Wheeled Bin Size (820 & 1100 Litre) Weekly Collection Charge: | Cardboard & Paper | | | | 0.00% | |
| | | | | | | |
| Trade | Wheeled Bin Size (360 Litre) Weekly Collection Charge: | see comment | TBC and completed | TBC and completed | 0.00% | |
| | Wheeled Bin Size (660 Litre) Weekly Collection Charge: | | | | 0.00% | |
| | Wheeled Bin Size (1100 Litre) Weekly Collection Charge: | | | | 0.00% | |
| | Wheeled Bin Size (1280 Litre) Weekly Collection Charge: | | | | 0.00% | |

WASTE COLLECTION

| | | | | | | |
|--------------------------|--|-------------|-------------|-------------|--------|---|
| | Trade Kerbside containers - up to 6 boxes (annual fee) | | | | 0.00% | |
| | Trade Refuse Sacks (26 per roll) - General | | | | 0.00% | |
| | Trade Refuse Sacks (26 per roll) - Charity (blue) | | | | 0.00% | |
| | | | | | | |
| Misc | Purple Sacks (domestic) 26 per roll | £51.88 | £57.07 | £59.90 | 4.96% | |
| | HWRC Trade Recycling permit (annual fee) | £200 | £225 | £250 | 11.11% | |
| | | | | | | |
| Replacement Eurobins | New Replacement 1280L | £345.00 | see comment | see comment | 0.00% | TRADE - flexibility over pricing approved by portfolio holder to remain competitive within the marketplace. |
| | New Replacement 1100L | | | | 0.00% | |
| | New Replacement 660L | | | | 0.00% | |
| | New Replacement 360L | | | | 0.00% | |
| | Refurbished Replacement Bin (all sizes) | | | | 0.00% | |
| Replacement Eurobin lids | 1280L | see comment | see comment | see comment | 0.00% | |
| | 1100L | | | | 0.00% | |
| | 660L | | | | 0.00% | |
| | 360L | | | | 0.00% | |
| | | | | | | |
| Greenwaste | Domestic Garden (Graden Sacks) Annual Charge | £ 30.00 | £ 32.00 | £ 34.00 | 6.25% | |
| | Domestic Garden (120 Litre) Annual Charge | £ 30.00 | £ 32.00 | £ 34.00 | 6.25% | |
| | Domestic Garden (240 Litre) Annual Charge | £ 35.00 | £ 37.00 | £ 39.00 | 5.41% | |
| | | | | | | |

LAPAAN

| Category | Service | Typical Minimum Notice Period | Proposed charges April 2020/21 £ | Proposed charges April 2021/22 £ | Proposed charges 2022/23 | % increase /decrease from previous charge | Notes |
|---|---|----------------------------------|----------------------------------|----------------------------------|--------------------------------|---|---|
| Temporary Traffic Signals | 2 way lights | 1 week | Notification Only No Charge | Notification Only No Charge | Notification Only No Charge | N/a | Each period of installation |
| | 3 / 4 way lights | 6 weeks County 12 weeks Trunk | Notification Only No Charge | Notification Only No Charge | Notification Only No Charge | N/a | Each period of installation |
| Scaffolding | Consideration of an application to erect over a highway any scaffolding or other structure. | 1 week | £ 95 | £ 98 | £ 100.00 | 2.04% | Initial consideration and first 2 weeks |
| | Consideration of an application to retain on or over a highway any scaffolding or other structure. | 1 week | £ 55 | £ 57 | £ 60.00 | 5.26% | Each additional week or part thereof |
| Skips | Consideration of an application for permission to deposit a skip on any highway. | 1 week | £ 54 | £ 56 | £ 60.00 | 7.14% | Initial consideration and first 2 weeks |
| | Consideration of an application for permission to retain a skip on any highway. | 1 week | £ 28 | £ 29 | £ 30.00 | 3.45% | Each additional week or part thereof |
| Hoarding | Consideration of an application for consent to erect a hoarding or fence. | 1 week | £ 94 | £ 97 | £ 100.00 | 3.09% | Initial consideration and first 2 weeks |
| | Consideration of an application for consent to retain a hoarding or fence. | 1 week | £ 54 | £ 56 | £ 60.00 | 7.14% | Each additional week or part thereof |
| Seasonal Decs,Banners/Bunting | Consideration of application to erect short term banners & decorations within or over a highway or street. | 2 weeks | £ 108 | £ 111 | £ 111.00 | 0.00% | |
| Materials storage/Working areas on the Highways | Consideration of an application for consent to temporarily deposit building materials rubbish or other things in a street that is maintainable at public expense. | 1 week | £ 94 | £ 97 | £ 100.00 | 3.09% | Initial consideration and first 2 weeks |
| | Consideration of an application for consent to continue temporarily depositing building materials rubbish or other things in a street that is maintainable at public expense. | 1 week | £ 54 | £ 56 | £ 60.00 | 7.14% | Each additional week or part thereof |

LAPAAN

| Category | Service | Typical Minimum Notice Period | Proposed charges April 2020/21 £ | Proposed charges April 2021/22 £ | Proposed charges 2022/23 | % increase /decrease from previous charge | Notes |
|---|--|-------------------------------|----------------------------------|----------------------------------|--------------------------|---|---|
| Vehicle Access | Vehicle Access - Residential property verge and/or footway crossing. Authorisation of access and inspection of the works as required. | 1 month | £ 132 | £ 136 | £ 140.00 | 2.94% | |
| | Vehicle Access - Commercial premises verge and/or footway crossing. Authorisation of access and inspection of the works as required. | 1 month | £ 267 | £ 275 | £ 280.00 | 1.82% | |
| Private apparatus placed in the Highway | Single dwelling, non-commercial development and the like. New Connections up to 100 metres | 1 month | £ 317 | £ 327 | £ 330.00 | 0.92% | |
| | Multiple dwellings, commercial development and the like. New Connections up to 100 metres | 1 month | £ 475 | £ 489 | £ 490.00 | 0.20% | |
| | Repair, renewal or replacement of existing where no previous licence exists up to 100 metres. | 1 month | £ 264 | £ 272 | £ 275.00 | 1.10% | |
| | Repair, renewal or replacement of existing where licence already granted up to 100 metres. | 1 month | £ 180 | £ 185 | £ 185.00 | 0.00% | |
| | New connections, repair, renewal or replacement. Extra over for each additional 100 metres of excavation or part thereof. | 1 month | £ 180 | £ 185 | £ 185.00 | 0.00% | |
| Excavations in Streets | Authorisation for temporary excavations in streets such as foundations of adjacent walls, trial pits etc. | 1 month | £ 265 | £ 273 | £ 275.00 | 0.73% | Initial consideration and first 2 weeks |
| | Structural calculations in connection with works in Highways or Streets Checking of submitted calculations in connection with applications for consents, authorisation etc. | 1 month | Quote | Quote | Quote | N/a | |
| | Cellars under Streets Consideration for construction or control of openings to cellars etc. under the street. (Includes checking of submitted structural calculations) | | £ 492 | £ 507 | £ 510.00 | 0.59% | |

LAPAAAN

| Category | Service | Typical Minimum Notice Period | Proposed charges April 2020/21 £ | Proposed charges April 2021/22 £ | Proposed charges 2022/23 | % increase /decrease from previous charge | Notes |
|---|--|-------------------------------|---|---|---|---|---|
| Road Closures/Traffic Regulation Order etc. | Temporary Traffic Regulation Orders (TTRO) and Temporary Traffic Regulation Notices (TTRN) for works in the highway | 10 weeks | £ 1,069 | £ 1,101 | £ 1,100.00 | -0.09% | |
| | TTRO & TTRN amendments to existing orders and notices | | £ 325 | £ 335 | £ 335.00 | 0.00% | |
| | Temporary for single events on the highway | 10 weeks | £ 489 | £ 504 | £ 505.00 | 0.20% | First Event |
| | Temporary for repeat events on the highway within 6 months of last event. | 10 weeks | £ 351 | £ 362 | £ 365.00 | 0.83% | Repeat event (within 12 months) |
| | Traffic Regulation Order - Permanent | 9 months | £ 3,183 | £ 3,303 | £ 4,000.00 | 21.10% | 7% increase in advert |
| | Stopping up of Highways | 9 months | £ 3,183 | £ 3,278 | £ 3,500.00 | 6.77% | Minimum deposit required. Costs above this must be met by applicant |
| Use of Council venue | Use of Council venue & associated services - (Excluding Brecon Market Hall) | 10 weeks | Specific quote | Specific quote | | | |
| | Use of Council owned or operated car park for event | 10 weeks | Loss of average daily income plus £77.25 administration | Loss of average daily income plus £77.25 administration | Loss of average daily income plus £77.25 administration | N/a | Charges calculated on full day basis only |
| | Cultivation of or planting within the Highway and maintenance thereafter. | 3 months | £ 197 | £ 203 | £ 205.00 | 0.99% | |
| | Furniture placed on highway, street, walkway etc. - Authorisation to place furniture or similar | 3 months | £ 197 | £ 203 | £ 205.00 | 0.99% | |
| Cattle Grids | Consideration of application to install in a highway, assessment of contribution from the Council and Report to Committee. | 12 months | £ 598 | £ 616 | £ 620.00 | 0.65% | |
| | Applicant's contribution towards the costs of installation and future maintenance. | | 50% to 100% of cost | 50% to 100% of cost | 0 to 100% | N/a | |

LAPAAAN

| Category | Service | Typical Minimum Notice Period | Proposed charges April 2020/21 £ | Proposed charges April 2021/22 £ | Proposed charges 2022/23 | % increase /decrease from previous charge | Notes |
|---------------------|--|-------------------------------|-------------------------------------|-------------------------------------|-------------------------------------|---|---|
| List of Streets | View the record of highways maintainable at public expense at Headquarters. | By appointment | No charge | No charge | No charge | N/a | |
| | A4 print for residents in relation to their property. | 2 weeks | No charge | No charge | No charge | N/a | |
| | Opinion in relation to the extent of County classified and unclassified highways. Desk-top study max site length 0.5km (excludes rights of way). | 6 weeks | £ 206 | £ 212 | £ 215.00 | 1.42% | |
| | Opinion in relation to the extent of County classified and unclassified highways. Desk-top study & site visit max site length 0.5km (excludes rights of way). | 6 weeks | £ 412 | £ 424 | £ 425.00 | 0.24% | |
| | Opinion in relation to the extent of County classified and unclassified highways. Desk-top study and/or site visit site length over 0.5km (excludes rights of way). | variable | Quote | Quote | Quote | N/a | |
| Highway information | Supply of hard copy information e.g. road and traffic schemes information, report copies/extracts (incl. where distributed by email). | | £ 29 | £ 30 | £ 30.00 | 0.00% | Includes covering letter plus up to 5 no. A4 sheets. Additional sheets @ £0.50 each |
| | Accident data - standard report | | £ 11 | £ 12 | £ 15.00 | 25.00% | Per collision |
| | Traffic data - (existing) each individual type of report | | £ 71 | £ 73 | £ 75.00 | 2.74% | Per site per report type |
| | Traffic data - Location plan (each plan max A3 size) | | £ 41 | £ 43 | £ 45.00 | 4.65% | For collision or survey locations |
| | Traffic surveys - ATC including analysis & provision of data per site | | £ 467 | £ 481 | £ 490.00 | 1.87% | Excludes traffic management which will be quoted individually under "Works" |
| | Traffic surveys - ATC - each additional site within 5km radius | | £ 223 | £ 230 | £ 230.00 | 0.00% | Excludes traffic management which will be quoted individually under "Works" |
| | Development Advice | | £ 81 | £ 83 | £ 85.00 | 2.41% | Per hour or part thereof |
| | Section 38 Agreement - Vetting fee for review of proposals outside agreement. | | £ 1,003 | £ 1,033 | £ 1,050.00 | 1.65% | |
| | Section 38 Agreement - Minimum inspection / administration fee. | | the greater of 7% of bond or £3,430 | the greater of 7% of bond or £3,430 | the greater of 7% of bond or £3,500 | N/a | |
| | APC's and Section 38 Agreement Unit rate per linear metre for carriageway - width up to 5.5 metres. | | £ 890 | £ 917 | £ 950.00 | 3.60% | |

LAPAAN

| Category | Service | Typical Minimum Notice Period | Proposed charges April 2020/21 £ | Proposed charges April 2021/22 £ | Proposed charges 2022/23 | % increase /decrease from previous charge | Notes |
|------------------------------------|---|-------------------------------|---------------------------------------|---------------------------------------|---------------------------------------|---|---|
| Development | APC's and Section 38 Agreement Unit rate per linear metre for carriageway - width over 5.5 metres up to 7.3 metres. | | £ 1,038 | £ 1,069 | £ 1,100.00 | 2.90% | |
| | Site inspection - Over and above that covered by the agreement. | | £ 168 | £ 173 | £ 210.00 | 21.39% | |
| | Agreements - Extension beyond the initial period. | | 2.5% of bond per year or part thereof | 2.5% of bond per year or part thereof | 2.5% of bond per year or part thereof | N/a | |
| | Surface Water Drainage - connection to highway drainage (per dwelling where existing system has capacity). | | £ 1,854 | £ 1,910 | £ 2,500.00 | 30.89% | |
| | Soakaways - Commuted sum for future maintenance of soakaways to deal with highway drainage. | | Specific calculation for each site | Specific calculation for each site | Specific calculation for each site | N/a | |
| | Non-standard construction materials - Commuted sum for future maintenance. | | Specific calculation for each site | Specific calculation for each site | Specific calculation for each site | N/a | |
| | Checking structural proposals and calculations | | Quote | Quote | Quote | N/a | |
| | Consultancy | | Quote | Quote | Quote | N/a | |
| | Attendance at site - following accidents or incidents of potential damage for traffic management, debris clearance, inspection, making safe, repairs etc. | | At Cost | At Cost | At Cost | N/a | |
| Works | | Quote | Quote | Quote | N/a | | |
| Traffic Signs, Signals and Parking | Suspension of On-Street parking | | £ 340 | £ 350 | £ 350.00 | 0.00% | |
| | Temporary parking dispensation in exceptional circumstances | | £ 16 | £ 17 | £ 20.00 | 17.65% | Per vehicle per day. Maximum of 2 vehicles and limited to 5 days. |
| | Traffic signal switch off/on to allow temporary traffic management | | #VALUE! | #VALUE! | £ 450.00 | TBC | Covers initial application |
| | Traffic signal switch off/on to allow temporary traffic management - additional visits | | £ 217 | £ 224 | £ 225.00 | 0.45% | Per each additional visit |
| | H-Bar marking on the carriageway | | £ 103 | £ 106 | £ 110.00 | 3.77% | |
| | Advisory Disabled bay | | Free | Free | | N/a | |
| | Tourist Signing - Consideration of a request for tourist signing. Excluding cost of sign(s) and installation. | | £ 122 | £ 126 | £ 130.00 | 3.17% | |
| | Provision of Design and Manufacture of Tourism signs | | Quote | Quote | Quote | N/a | |
| | Notices for road humps and/or traffic calming | | | | £ 1,500.00 | TBC | New Charge |

LAPAAAN

| Category | Service | Typical Minimum Notice Period | Proposed charges April 2020/21 £ | Proposed charges April 2021/22 £ | Proposed charges 2022/23 | % increase /decrease from previous charge | Notes |
|---|--|-------------------------------|-------------------------------------|-------------------------------------|--------------------------|---|---|
| NEW Flood Risk & Sustainable Drainage | Sustainable Drainage (SuDs) Pre-Application | | £ 250.00 | £ 250.00 | £ 250.00 | 0.00% | Note, set by WG and update mid year |
| | Sustainable Drainage (SuDs) Pre-Application | | £ 600.00 | £ 600.00 | £ 600.00 | 0.00% | Note, set by WG and update mid year |
| | Sustainable Drainage (SuDs) Pre-Application | | £ 1,000.00 | £ 1,000.00 | £ 1,000.00 | 0.00% | Note, set by WG and update mid year |
| | Sustainable Drainage (SuDs) Pre-Application Advice – Erection of buildings (other than dwelling houses) – Area of gross floor space does not exceed 999 sq.m. | | £ 250.00 | £ 250.00 | £ 250.00 | 0.00% | Note, set by WG and update mid year |
| | Sustainable Drainage (SuDs) Pre-Application Advice – Erection of buildings (other than dwelling houses) – Area of gross floor space between 1,000 sq.m. to 1,999 sq.m. | | £ 600.00 | £ 600.00 | £ 600.00 | 0.00% | Note, set by WG and update mid year |
| | Sustainable Drainage (SuDs) Pre-Application Advice – Erection of buildings (other than dwelling houses) – Area of gross floor space exceeds 1,999 sq.m. | | £ 1,000.00 | £ 1,000.00 | £ 1,000.00 | 0.00% | Note, set by WG and update mid year |
| | Sustainable Drainage (SuDs) Pre-Application Advice – Material change in the use of land – Site area does not exceed 0.49 ha | | £ 250.00 | £ 250.00 | £ 250.00 | 0.00% | Note, set by WG and update mid year |
| | Sustainable Drainage (SuDs) Pre-Application Advice – Material change in the use of land – Site area is 0.5 ha to 0.99 ha | | £ 600.00 | £ 600.00 | £ 600.00 | 0.00% | Note, set by WG and update mid year |
| | Sustainable Drainage (SuDs) Pre-Application Advice – Material change in the use of land – Site | | £ 1,000.00 | £ 1,000.00 | £ 1,000.00 | 0.00% | Note, set by WG and update mid year |
| | Sustainable Drainage (SuDs) Pre-Application Advice – All other Construction not detailed above (site area less than 1 ha) | | £ 250.00 | £ 250.00 | £ 250.00 | 0.00% | Note, set by WG and update mid year |
| | Sustainable Drainage (SuDs) Pre-Application Advice – All other Construction not detailed above (site area more than 1 ha) | | £ 600.00 | £ 600.00 | £ 600.00 | 0.00% | Note, set by WG and update mid year |
| | Sustainable Drainage (SuDs) Pre-Application | | £ 60.00 | £ 60.00 | £ 60.00 | 0.00% | Per hour or part thereof |
| | Sustainable Drainage (SuDs) Pre-Application | | £ 30.00 | £ 30.00 | £ 30.00 | 0.00% | Per hour or part thereof |
| | Sustainable Drainage (SuDs) Full Application | | N/A | Set by WG | Set by WG | N/a | Applicants should check for current price, charge set by Welsh Government. EIA = Environmental Impact Assessment. |
| | Land Drainage - Ordinary Watercourse Consent | | £ 50.00 | £ 50.00 | £ 50.00 | 0.00% | Applicants should check for current price, charge set by Welsh Government. |

REGISTRATIONS

| Category | SERVICE | 2020/21 | 2021/22 | 2022/23 | % increase /decrease from previous charge | Comments |
|---|--|-------------------|---------|-----------|---|--------------------------------|
| Approved premises | License (for a 3 year period) | £946 | £965 | £1,000.00 | 4% | |
| | Addition of extra rooms to existing licence | | | | | |
| | Addition of outside structure/gazebo within grounds of existing licence premises | | | | | |
| Marriage/Civil Partnership at Licensed Premises and other Ceremonies Fee: | Monday-Thursday | £327 | £334 | £357.00 | 7% | |
| | Friday | £343 | £350 | £375.00 | 7% | |
| | Saturday | £395 | £403 | £431.00 | 7% | |
| | Sunday/Bank Hols | £468 | £477 | £510.00 | 7% | |
| | Attendance at a Registered Building (e.g.: Chapel) | £86 | £86 | £86.00 | 0% | Set by Law |
| Civil Naming Ceremony Fees and Re-Affirmation of Vows/Commitment Ceremonies: | Mon - Fri | £173 | £177 | £190.00 | 7% | VAT @ 20% to be charged on top |
| | Saturday | £195 | £199 | £213.00 | 7% | |
| | Sunday/Bank Hols | £217 | £223 | £239.00 | 7% | |
| | Non-refundable booking fee | £21 | £21 | £25.00 | 19% | |
| Issuing a standard or short certificate of birth, death or marriage (and for statutory purposes): | At time of registration | £11 | £11 | £11 | 0% | Statutory Fee |
| | After initial registration | £11 | £11 | £11 | 0% | Statutory Fee |
| | After the Register has been closed | £303 | £11 | £11 | 0% | Statutory Fee |
| | Issuing a standard or short certificate of birth, death or | £11 | £35 | £35 | 0% | Statutory Fee |
| | Family History - historic birth, death and marriage | £11 plus £2 admin | £11 | £11 | 0% | Statutory Fee |
| Attending a civil ceremony | at the register office - Mon - Friday | £1 | £46 | £46.00 | 0% | Statutory Fee |
| | at the register office - Saturday | £315 | £176 | £188.00 | 7% | |
| | at a registered building/in the residence of a house-bound or detained person | £345 | | | | |
| Attend premises licensed | Monday-Thursday | £730 | | | | |
| | Friday | | | | | |

REGISTRATIONS

| | | | | | | |
|---|--|----------|-------------|-------------|-----|---------------|
| for civil marriages and civil partnerships: | Saturday | £1,991 | | | | |
| | Sunday/Bank Hols | | | | | |
| | Attendance at a Registered Building (e.g.: Chapel) | | | | | |
| | | | | | | |
| Civil Ceremony | for a certified copy issued by a registration authority: At the time of registration | £11 | £11 | £11 | 0% | Statutory Fee |
| | for a certified copy issued by a registration authority: After the time of registration | £11 | £11 | £11 | 0% | Statutory Fee |
| | for a certified extract issued by a registration authority: At the time of registration | £11 | £11 | £11 | 0% | Statutory Fee |
| | for a certified extract issued by a registration authority: After the time of registration | £11 | £11 | £11 | 0% | Statutory Fee |
| | Notices - Attestation by an authorised person of the necessary declaration | £35 | £35 | £35 | 0% | Statutory Fee |
| | | | | | | |
| Issuing a certificate | Special delivery (UK) 9.00am | £ 28.00 | N/A | 30 | 7% | |
| | Next day delivery (UK) | £ 20.00 | N/A | 21 | 5% | |
| | Recorded delivery (UK) | £ 15.00 | N/A | 16 | 7% | |
| | Statutory priority certificate fee for 24-hour service | £ 35.00 | £35 | £35.00 | 0% | Statutory Fee |
| | | | | | | |
| Misc. | Non refundable, non deductible booking fee for civil ceremonies | £ 21.00 | £21 | £25.00 | 19% | |
| | Proof of Life | £ 25.00 | £26 | £28.00 | 7% | |
| | Licensing update | £ 10.00 | £10 | £11.00 | 10% | |
| | | | | | | |
| Decommissioned rooms | Mon - Fri | £ 95.00 | £97 - £214 | £143 - £235 | 22% | |
| | Saturday | £ 210.00 | £214 - £339 | £235 - £363 | 22% | |
| | | | | | | |

LAND CHARGES

| Category | Service | 2020/21 | 2021/22 | 2022/23 | % increase /decrease from previous charge | Comments |
|---|---|---------|---------|---------|---|----------------|
| Searches of the Land Charges Register | LLC1 Search of the Local Land Charges Register - view only | £0.00 | £0.00 | £0.00 | TBC | Statutory |
| | LLC1 Search of the Local Land Charges Register - tailored report | £6.00 | £6.00 | £6.00 | 0.00% | Statutory |
| | LLC1 Search of the Local Land Charges Register - electronic via NLIS | £4.00 | £4.00 | £4.00 | 0.00% | Statutory |
| | Personal Search of Local Land Charges Register - view only | £0.00 | £0.00 | £0.00 | TBC | Statutory |
| | Additional Parcel - tailored report - per parcel | £1.00 | £1.00 | £1.00 | 0.00% | Statutory |
| | Additional Parcel - electronic via NLIS - per parcel | £1.00 | £1.00 | £1.00 | 0.00% | Statutory |
| Property Enquiries | CON29R - Standard property enquiries, requested in full (individual questions may be requested, see individual question fees below. VIEW ONLY | £76.60 | £78.67 | £80.54 | 2.38% | & VAT |
| | CON29R - Standard property enquiries, requested in full (individual questions may be requested, see individual question fees below. TAILORED REPORT | £119.00 | £122.50 | £125.83 | 2.72% | & VAT |
| | CON29R - Standard property enquiries, requested in full (individual questions may be requested, see individual question fees below. ELECTRONIC VIA NLIS | £119.00 | £122.50 | £125.83 | 2.72% | & VAT |
| | CON290 - Optional enquiry No. 22 View Only | £22.00 | n/a | n/a | TBC | & VAT |
| | CON290 - Optional enquiry No. 22 Tailored Report | £22.00 | £22.75 | £23.33 | 2.55% | & VAT |
| | CON290 - Optional enquiry No. 22 Electronic Via NLIS | £22.00 | £22.75 | £23.33 | 2.55% | & VAT |
| | Drafted Enquiries - tailored report | £22.00 | £22.75 | £23.33 | 2.55% | & VAT |
| | Drafted Enquiries - electronic via NLIS | £22.00 | £22.75 | £23.33 | 2.55% | & VAT |
| | Additional Parcel - tailored report - per parcel | £10.00 | £12.50 | £12.92 | 3.36% | & VAT |
| | Additional Parcel - electronic via NLIS - per parcel | £10.00 | £12.50 | £12.92 | 3.36% | & VAT |
| Full Standard Search LLC1 & CON29R: Search of the Local Land Charges Register together with standard property enquiries, and further additional enquiries have now been included- Tailored Report | Full Standard Search LLC1 & CON29R: Search of the Local Land Charges Register together with standard property enquiries, and further additional enquiries have now been included- Tailored Report | £125.00 | £128.50 | £131.83 | 2.59% | & VAT on CON29 |
| | Full Standard Search LLC1 & CON29R: Search of the Local Land Charges Register together with standard property enquiries, and further additional enquiries have now been included- Electronic via NLIS | £123.00 | £126.50 | £129.83 | 2.63% | & VAT on CON29 |
| | Additional Parcel - tailored report - per parcel | £11.00 | £13.50 | £13.92 | 3.11% | & VAT on CON29 |
| | Additional Parcel - electronic via NLIS - per parcel | £11.00 | £13.50 | £13.92 | 3.11% | & VAT on CON29 |
| 1.1 a-i Planning Application Decisions and Pending Applications - compiled report | 1.1 a-i Planning Application Decisions and Pending Applications - compiled report | £20.40 | £21.00 | £21.67 | 3.19% | |
| | 1.1 j-l Building Control Decisions and Pending Applications - view only | £18.10 | £18.50 | £19.00 | 2.70% | |
| | 1.1 j-l Building Control Decisions and Pending Applications - compiled report | £18.10 | £18.50 | £19.00 | 2.70% | |

LAND CHARGES

| Category | Service | 2020/21 | 2021/22 | 2022/23 | % increase /decrease from previous charge | Comments |
|----------|--|---------|---------|---------|---|----------|
| | 1.2 Planning Designations and Proposals - view only | £4.30 | £4.43 | £4.56 | 2.93% | |
| | 1.2 Planning Designations and Proposals - compiled report | £4.30 | £4.43 | £4.56 | 2.93% | |
| | 2.1 a-d Roads If a road, footpath or footway is not a highway, there might be no right to use it. The Council cannot express an opinion, without seeing the title plan of the property and carrying out an inspection, whether or not any existing or proposed highway directly abuts the boundary of the property. VIEW ONLY | £0.00 | £0.00 | FOC | TBC | |
| | 2.1 a-d Roads If a road, footpath or footway is not a highway, there might be no right to use it. The Council cannot express an opinion, without seeing the title plan of the property and carrying out an inspection, whether or not any existing or proposed highway directly abuts the boundary of the property. - compiled report | £17.80 | £18.50 | £19.20 | 3.78% | |
| | 2.2-2.5 Public Rights of Way - view only | £20.00 | £20.60 | £21.00 | 1.94% | |
| | 2.2-2.5 Public Rights of Way - Compiled Report | £20.00 | £20.60 | £21.00 | 1.94% | |
| | 3.1 Land Required for Public Purposes. View only. | £1.20 | £1.23 | £1.25 | 1.63% | |
| | 3.1 Land Required for Public Purposes. Compiled Report | £1.20 | £1.23 | £1.25 | 1.63% | |
| | 3.2 Land to be Acquired for Road Works. View only. | £1.20 | £1.23 | £1.25 | 1.63% | |
| | 3.2 Land to be Acquired for Road Works. Compiled Report. | £1.20 | £1.23 | £1.25 | 1.63% | |
| | 3.3 Drainage Agreements and Consents. Please contact the relevant water authority. View only. | £1.00 | £1.01 | £1.01 | 0.00% | |
| | 3.3 Drainage Agreements and Consents. Please contact the relevant water authority. Compiled Report. | £1.00 | £1.01 | £1.01 | 0.00% | |
| | 3.4 Nearby Road Schemes. View only. | £4.75 | £4.89 | £5.00 | 2.25% | |
| | 3.4 Nearby Road Schemes. Compiled report. | £4.75 | £4.89 | £5.00 | 2.25% | |
| | 3.5 Nearby Railway Schemes. View only. | £1.80 | £1.85 | £1.90 | 2.70% | |
| | 3.5 Nearby Railway Schemes. Compiled report. | £1.80 | £1.85 | £1.90 | 2.70% | |
| | 3.6 Traffic Schemes. View only. | £4.75 | £4.89 | £5.00 | 2.25% | |
| | 3.6 Traffic Schemes. Compiled report. | £4.75 | £4.89 | £5.00 | 2.25% | |
| | 3.7 Outstanding Notices. View only. | £5.65 | £5.82 | £5.99 | 2.92% | |
| | 3.7 Outstanding Notices. Compiled report. | £5.65 | £5.82 | £5.99 | 2.92% | |
| | 3.8 Contravention of Building Regulations. View only. | £2.80 | £2.88 | £2.97 | 3.13% | |
| | 3.8 Contravention of Building Regulations. Compiled report | £2.80 | £2.88 | £2.97 | 3.13% | |
| | 3.9 Notices, Orders, Directions and Proceedings under Planning Acts. View only. | £2.10 | £2.16 | £2.22 | 2.78% | |
| | 3.9 Notices, Orders, Directions and Proceedings under Planning Acts. Compiled report. | £6.30 | £6.49 | £6.64 | 2.31% | |
| | 3.10 Community Infrastructure Levy - View Only | £1.00 | £1.01 | £1.01 | 0.00% | |
| | 3.10 Community Infrastructure Levy - Compiled Report | £1.00 | £1.01 | £1.01 | 0.00% | |
| | 3.11 Conservation Areas. View only. | £2.10 | £2.16 | £2.22 | 2.78% | |

LAND CHARGES

| Category | Service | 2020/21 | 2021/22 | 2022/23 | % increase /decrease from previous charge | Comments |
|--|---|---------|---------|---------|---|----------|
| CONZSN Question Fees - Available to Local Land Charge Office subject to the following fees: | 3.11 Conservation Areas. Compiled report. | £2.10 | £2.16 | £2.22 | 2.78% | |
| | 3.12 Compulsory Purchase. View only. | £1.25 | £1.29 | £1.33 | 3.10% | |
| | 3.12 Compulsory Purchase. Compiled report. | £1.25 | £1.29 | £1.33 | 3.10% | |
| | 3.13 Contaminated Land. View only. | £2.05 | £2.11 | £2.17 | 2.84% | |
| | 3.13 Contaminated Land. Compiled report. | £2.05 | £2.11 | £2.17 | 2.84% | |
| | 3.14 Radon Gas. View only. | £1.55 | £1.60 | £1.65 | 3.12% | |
| | 3.14 Radon Gas. Compiled report. | £1.55 | £1.60 | £1.65 | 3.12% | |
| | 3.15 Assets of Community Value- View Only | £1.00 | £1.01 | £1.01 | 0.00% | |
| | 3.15 Assets of Community Value- Compiled Report | £1.00 | £1.01 | £1.01 | 0.00% | |
| | 4. Road Proposals by Private Bodies - view only. | £12.00 | £12.50 | £12.92 | 3.36% | |
| | 4. Road Proposals by Private Bodies - compiled report. | £12.00 | £12.50 | £12.92 | 3.36% | |
| | 5. Advertisements. View only. | £12.00 | £12.50 | £12.92 | 3.36% | |
| | 5. Advertisements. Compiled report. | £12.00 | £12.50 | £12.92 | 3.36% | |
| | 6. Completion Notices. View only. | £12.00 | £12.50 | £12.92 | 3.36% | |
| | 6. Completion Notices. Compiled Report. | £12.00 | £12.50 | £12.92 | 3.36% | |
| | 7. Parks and Countryside. View only. | £12.00 | £12.50 | £12.92 | 3.36% | |
| | 7. Parks and Countryside. Compiled Report. | £12.00 | £12.50 | £12.92 | 3.36% | |
| | 8. Pipelines. View only. | £12.00 | £12.50 | £12.92 | 3.36% | |
| | 8. Pipelines. Completion only. | £12.00 | £12.50 | £12.92 | 3.36% | |
| | 9. Houses in Multiple Occupation. View only | £12.00 | £12.50 | £12.92 | 3.36% | |
| | 9. Houses in Multiple Occupation. Compiled report. | £12.00 | £12.50 | £12.92 | 3.36% | |
| | 10. Noise Abatement. View only. | £12.00 | £12.50 | £12.92 | 3.36% | |
| | 10. Noise Abatement. Compiled report. | £12.00 | £12.50 | £12.92 | 3.36% | |
| | 11. Urban Development Areas. View only. | £12.00 | £12.50 | £12.92 | 3.36% | |
| | 11. Urban Development Areas. Completion only. | £12.00 | £12.50 | £12.92 | 3.36% | |
| | 12. Enterprise Zones. View only. | £12.00 | £12.50 | £12.92 | 3.36% | |
| | 12. Enterprise Zones. Completion only. | £12.00 | £12.50 | £12.92 | 3.36% | |
| | 13. Inner Urban Improvement Areas. View only. | £12.00 | £12.50 | £12.92 | 3.36% | |
| | 13. Inner Urban Improvement Areas. Compiled report. | £12.00 | £12.50 | £12.92 | 3.36% | |
| | 14. Simplified Planning Zones. View only. | £12.00 | £12.50 | £12.92 | 3.36% | |
| | 14. Simplified Planning Zones. Compiled report. | £12.00 | £12.50 | £12.92 | 3.36% | |
| | 15. Land Maintenance Notices. View only. | £12.00 | £12.50 | £12.92 | 3.36% | |
| | 15. Land Maintenance Notices. Compiled report. | £12.00 | £12.50 | £12.92 | 3.36% | |
| 16. Mineral Consultation Areas. View only. | £12.00 | £12.50 | £12.92 | 3.36% | | |
| 16. Mineral Consultation Areas. Compiled report | £12.00 | £12.50 | £12.92 | 3.36% | | |
| 17. Hazardous Substance Consents. View only. | £12.00 | £12.50 | £12.92 | 3.36% | | |
| 17. Hazardous Substance Consents. Compiled report. | £12.00 | £12.50 | £12.92 | 3.36% | | |
| 18. Environmental and Pollution Notices. View only. | £12.00 | £12.50 | £12.92 | 3.36% | | |
| 18. Environmental and Pollution Notices. Compiled report. | £12.00 | £12.50 | £12.92 | 3.36% | | |

LAND CHARGES

| Category | Service | 2020/21 | 2021/22 | 2022/23 | % increase /decrease from previous charge | Comments |
|----------|--|---------|---------|---------|---|----------|
| | 19. Food Safety Notices. View only. | £12.00 | £12.50 | £12.92 | 3.36% | |
| | 19. Food Safety Notices. Compiled report. | £12.00 | £12.50 | £12.92 | 3.36% | |
| | 20. Hedgerow Notices. View only. | £12.00 | £12.50 | £12.92 | 3.36% | |
| | 20. Hedgerow Notices. Compiled report. | £12.00 | £12.50 | £12.92 | 3.36% | |
| | 21. Flood Defence & Land Drainage Consents | £12.00 | £12.50 | £12.92 | 3.36% | |
| | 21. Flood Defence & Land Drainage Consents | £12.00 | £12.50 | £12.92 | 3.36% | |
| | 22. Common Land, Town and Village Greens: Information also available free of charge by inspection of the definitive plan held at Llandrindod Wells. Compiled report. View only. | £22.00 | £22.75 | £23.33 | 2.55% | |
| | 22. Common Land, Town and Village Greens: Information also available free of charge by inspection of the definitive plan held at Llandrindod Wells. Compiled report. Compiled report. | £22.00 | £22.75 | £23.33 | 2.55% | |
| | | | | | | |

SOCIAL CARE

| Category | ITEM/SERVICE | 2020/21 | 2021/22 | 2022/23 | % increase /decrease from previous charge | Comments |
|---------------------|---|---|--|--|---|------------------------|
| Miscellaneous Items | Home Care (domiciliary care) (per hour) | Same as 2019/20 as awaiting WG guidelines | £20.50 up to max of £100pw, as set by WG | £23.50 up to max of £100pw, as set by WG | 14.63% | The fees and charges |
| | Attendance at a Older Day Centre (per day)/Day and Employment Centre | Same as 2019/20 as awaiting WG guidelines | £15 per day up to max of £100pw, as set by WG | £15 per day up to max of £100pw, as set by WG | 0.00% | for Community Based |
| | Attendance at Learning Disabilities services in the community (per day) | Same as 2019/20 as awaiting WG guidelines | £15 per hour up to max of £100pw, as set by WG | £15 per hour up to max of £100pw, as set by WG | 0.00% | |
| | Transport to Older Day Centre | Same as 2019/20 as awaiting WG guidelines | Free as directed by WG | Free as directed by WG | 0.00% | |
| | 24 hour Support (supported tenancy) (per week) | Same as 2019/20 as awaiting WG guidelines | max of £100 per week, as set by WG | max of £100 per week, as set by WG | 0.00% | Services will be |
| | Shared Lives scheme (per night - to a maximum of £70 per week) | Same as 2019/20 as awaiting WG guidelines | £28.85 up to max of £100pw, as set by WG | £28.85 up to max of £100pw, as set by WG | 0.00% | increased in line with |
| | Shared Lives (short terms/respite placements) | Same as 2019/20 as awaiting WG guidelines | £9.00 per night up to max of £100pw as set by WG | £9.00 per night up to max of £100pw as set by WG | 0.00% | |
| | Shared Lives - sessional support | | | TBC | | Welsh Government |
| | Package of care i.e. a range of services - maximum | Same as 2019/20 as awaiting WG guidelines | Up to a max of £100.00 as set by WG | Up to a max of £100.00 as set by WG | 0.00% | Guidelines when |
| | Respite i.e. a stay not exceeding 8 weeks | Same as 2019/20 as awaiting WG guidelines | Up to a maximum of £100pw per single episode of care, as set by WG | Up to a maximum of £100pw per single episode of care, as set by WG | 0.00% | |
| | Direct Payment Scheme - service provision | Same as 2019/20 as awaiting WG guidelines | £20.50 up to max of £100pw, as set by WG | £23.50 up to max of £100pw, as set by WG | 14.63% | |
| | | | | | | |
| | Level 1: Community alarm only (per week) | £ 2.00 | £ 2.00 | £ 2.00 | 0.00% | |

SOCIAL CARE

| | | | | | | |
|--------------------------|--|----------|----------|----------|-------|--|
| Housing Related Support: | Level 2: Warden Service 9.00am - 5.00pm Mon - Fri (per week) | £ 9.90 | £ 9.90 | £ 9.90 | 0.00% | |
| | Level 3: Warden Service, including 24 hour emergency call-out (per week) | £ 60.00 | £ 60.00 | £ 60.00 | 0.00% | |
| | Level 4: Individual room, live-in housekeeper and meals (per week) | £ 60.00 | £ 60.00 | £ 60.00 | 0.00% | |
| Meals | Meals at the day centre (per meal) | 7.50 | 7.50 | 7.50 | 0.00% | |
| Appointee & Deputyship | Protection of property (per month) | £ 35.00 | £ 35.00 | £ 35.00 | 0.00% | |
| | Storage of paperwork (per month) | £ 25.00 | £ 25.00 | £ 25.00 | 0.00% | |
| | Storage of belongings (per month) | £ 55.00 | £ 55.00 | £ 55.00 | 0.00% | |
| | Winding up fee | £ 350.00 | £ 350.00 | £ 350.00 | 0.00% | |
| | Delay in responsibility (Deceased asset in administration) (per month) | £ 25.00 | £ 25.00 | £ 25.00 | 0.00% | |
| | Treasury Solicitor for Deceased (per referral) | £ 350.00 | £ 350.00 | £ 350.00 | 0.00% | |

DIGITAL SERVICES

| Category | ITEM/SERVICE | 2020/21 | 21/22 | 22/23 | % increase /decrease from previous charge |
|----------|--------------|---------|---------|-------|---|
| Careline | Careline | £ 50.77 | £ 50.77 | TBC | TBC |
| | | | | | |

COUNTRYSIDE

| Category | SERVICE | 2020/21 | 2021-22 | 2022-23 | % increase /decrease from previous charge | Comments |
|----------------------|---|---|---|---|---|---|
| Public rights of way | Copy Definitive Map extract - A4 or A3 sheet | £ 20.00 | £ 20.00 | £20.00 | 0.00% | Includes scanned and emailed copies |
| | Section 33 Motorsport authorisation | £ 30.00 | £ 30.00 | £30.00 | 0.00% | Approved by Cabinet as part of revised protocol March 2020 |
| | Temporary closure notice required for motorsport events <i>(NB Band One: Where no more than two public rights of way are affected. Band Two: Where three or more public rights of way are affected.)</i> | If Council puts up notices: Band 1 - £240 Band 2 - £750 If event organiser puts up notices: Band 1 - £50 Band 2 - £117 | If Council puts up notices: Band 1 - £240 Band 2 - £750 If event organiser puts up notices: Band 1 - £50 Band 2 - £117 | If Council puts up notices: Band 1 - £240 Band 2 - £750 If event organiser puts up notices: Band 1 - £50 Band 2 - £117 | TBC | Costs approved by Cabinet as part of revised protocol March 2020 |
| | Section 135 authorisation for works disturbing surface of public right of way | £267.80 plus actual advertising costs | £275 plus actual advertising costs | £282.50 plus actual advertising costs | 2.73% | |
| | Public path Order (diversion, extinguishment or creation) | £1603 plus actual advertising costs | £1652 plus inflation and actual advertising costs | £1697 plus actual advertising costs | 2.72% | Subject of separate charging policy - pre-approved. Costs increase annually in line with inflation where positive |
| | | | | | | |
| Commons | Copy Commons Register extract - Register plan | £6 minimum, £0.50 per A4 or A3 sheet thereafter | £6 minimum, £0.50 per A4 or A3 sheet thereafter | £6 minimum, £0.50 per A4 or A3 sheet thereafter | TBC | Under review - Portfolio Holder report being prepared |
| | Copy Commons Register extract - Rights, ownership or land text entries | £6 minimum, £0.50 per A4 or A3 sheet thereafter | £1 for first A4 or A3 sheet, £0.50 per sheet thereafter | £1 for first A4 or A3 sheet, £0.50 per sheet thereafter | TBC | |
| | Copy Commons Register extract - Supplemental plans | £1 per plan | £1 per plan | £1 per plan | TBC | |
| | Commons Register Investigations | Minimum £20 plus VAT | Minimum £20 plus VAT | Minimum £20 plus VAT | TBC | |

COUNTRYSIDE

| | | | | | | |
|--------------------|---|---|---|---|-------|--|
| Registration | Commons Register 'Corrective' applications | Full cost recovery, minimum indicative cost £1500 | Full cost recovery, minimum indicative cost £1500 | Full cost recovery, minimum indicative cost £1500 | TBC | Actual costs of officer time to be re-assessed annually to ensure full cost recovery. Indicative costs and hourly rates published on Council website in line with Regulations. |
| | Landowner statements under section 15A of the Commons Act 2006 | | Costs being developed - subject of separate Portfolio Holder report | Costs being developed - subject of separate Portfolio Holder report | TBC | Will need to be full cost recovery |
| | | | | | | |
| Outdoor recreation | Play area and open space inspections for external organisations | £50 plus VAT | £51.50 plus VAT | £52.90 plus VAT | 2.72% | E.g. land transferred to Community Councils |
| | | | | | | |

This page is intentionally left blank

Appendix E

Briefing Paper to accompany the Fees and Charges Register

1. Summary

The purpose of this report is to consider and approve the changes to charges detailed within the Council's fees and charges register. The fees and charges register will be maintained and updated for submission as part of the budget setting process on an annual basis, with the new fees agreed as a whole rather than on an individual basis.

The fees and charges register, contains details of all items for which a charge is made. It is important that these fees are reviewed at least annually as part of the budget setting process and reviewed during the year, in line with the Councils income policy. This will ensure existing targets are being met and to explore any further income potential to maximise the Councils resources.

Improving income management and service cost recovery has a key role to play in enabling the Council to achieve its financial and wider strategic objectives.

The fees and charges is being reviewed by each Service area, and appropriate uplifts proposed. Increases to fees and charges across the council range from between 0.2% and 30.89% has been applied where no alternative basis is available. Some of the fees have been increased in line with Welsh Government guidance, while others have been increased to reflect the increasing cost associated with these fees. Further detail of changes discussed below.

Some of the charges are still to be confirmed but will be available for full council on 24th February.

There are several fees and charges which are outside of the council control as these are set by statute or the HSE and these will be updated when we have confirmation of fees for the coming financial year.

2. Changes of Note

Car Parks – These charges are currently being considered as part of a review into the car park charges. This review is proposed as part of a savings target in the service FRM for this £50k 22/23 with a further £50k for 23/24.

LAPAAN – The highways technical team have review the charges made for Licences, Authorisations, Permissions, Agreements, Approvals and Notices. Fees have reviewed, the average increase across these sources of income is 4.5%, there are two which are larger than the average with one increase of 30.89%. Charges within this area have been increased due to increasing costs and future increased cost risks associated with these sources of income.

Social Care – There has been a change in the charges for Direct payment scheme and home care. These both total an increase of 14.63% and these have been increased in line with Welsh Government guidance.

Registrations – Registrations fees have been reviewed and are increased to cover costs, a number of the fees are significantly under charged and will be increased over the next three years to fully recover the costs associated with these fees.

Capital Strategy and Treasury Management Strategy 2022-27

Including Minimum Revenue Provision Policy
Statement and Annual Investment Strategy

January 2022

Contents

| | |
|---|----|
| Introduction | 3 |
| Capital Strategy..... | 9 |
| Capital Investment across Services | 10 |
| Investment in Regenerative Commercial Activity | 14 |
| Funding the Capital Strategy | 14 |
| Governance and Approval Approach | 15 |
| Capital Programme 2022-2027 | 16 |
| Capital Prudential Indicators | 17 |
| Capital Expenditure..... | 17 |
| The Council’s Borrowing Need (the Capital Financing Requirement) | 17 |
| Minimum Revenue Provision Policy Statement..... | 18 |
| Risk Management..... | 19 |
| Treasury Management Strategy | 21 |
| Background | 21 |
| Current portfolio position..... | 21 |
| Borrowing Strategy | 22 |
| Capital Prudential and Treasury Indicators | 23 |
| Ratio of financing costs to net revenue stream..... | 23 |
| Maturity structure of borrowing | 24 |
| Change in External Debt | 25 |
| Operational Boundary | 25 |
| Authorised Limit | 25 |
| Annual Investment Policy | 26 |
| Treasury Management Scheme of Delegation..... | 31 |
| The Treasury Management Role of the Section 151 Officer..... | 32 |
| Appendix A - Capital Programme 2022/27 | 33 |
| Appendix B - Capital Receipt Policy | 37 |
| Appendix C – Economic Background - 22 nd December 2021..... | 38 |
| Appendix D – Interest Rate Forecasts – 22 nd December 2021 | 44 |

Introduction

- 1.1 The Capital and Treasury Management Strategies are fundamental to the effective delivery of the Council's priorities and Vision 2025. The provision of the right asset in the right place at the right time will ensure the effective and efficient delivery of a comprehensive range of quality services.
- 1.2 This strategy document provides a high-level long-term overview of how capital expenditure, capital financing and treasury management activity contribute to the provision of services, an overview of how the associated risk is managed and the implications for future financial sustainability.
- 1.3 It sets out an integrated plan for the future management of the Council's assets and its capital programme. It is a key document running alongside the Vision 2025 and the Medium-Term Financial Strategy (MTFS) and will provide the framework to facilitate a seamless interface between business planning and the management of assets and capital resources. This will ensure that the provision of resources and future investment are prioritised and ensures the effective and affordable management of the Council's assets.
- 1.4 The CIPFA Chartered Institute of Public Finance and Accountancy (CIPFA) in 2017 Prudential Code and Treasury Management Code of Practice, sets out the requirements in relation to the setting of a Capital Strategy. The requirement asks local authorities to consider the longer term as well as the short and medium term to:
 - Ensure that the capital expenditure plans of the council are affordable, prudent and sustainable.
 - Support transparent options appraisal.
 - Giving an outline of future commitments so that the affordability of both the long term plan and any new proposals can be properly understood.
 - Inform prioritisation and timing of projects to ensure that both financial and operational capacity is available for delivery.
 - Provide an overview of risk so that projects and proposals can be viewed in the overall risk context of capital and treasury investments.
 - Enable the ongoing capital and revenue implications of capital expenditure to be better understood and planned for in the Financial Resource Plan.
- 1.5 This Strategy document provides both the Capital Strategy and the Treasury Management Strategy as they are inherently linked through the activities they undertake. The document sets out the Capital Programme over a five year period from 2022/23 to 2026/27 and the funding approach through treasury management activities.
- 1.6 In 2021 CIPFA revised their Treasury Management Code and Prudential Code – these changes which will impact on future Treasury Management Strategy and Statement (TMSS) / Annual Investment Statement (AIS) reports and the risk management framework
- 1.7 CIPFA published the revised codes on 20th December 2021 and has stated that formal adoption is not required until the 2023/24 financial year. This Council must have regard to these codes of practice when it prepares the Treasury Management Strategy Statement and Annual Investment Strategy, and related reports during the financial year.
- 1.8 The revised codes will have the following implications:
 - a requirement for the Council to adopt a new debt liability benchmark treasury indicator to support the financing risk management of the capital financing requirement;
 - clarify what CIPFA expects a local authority to borrow for and what they do not view as appropriate. This will include the requirement to set a proportionate approach to commercial and service capital investment;

- address Environmental, Social, and Governance (ESG) issues within the Capital Strategy;
- require implementation of a policy to review commercial property, with a view to divest where appropriate;
- create new Investment Practices to manage risks associated with non-treasury investment (similar to the current Treasury Management Practices);
- ensure that any long term treasury investment is supported by a business model;
- a requirement to effectively manage liquidity and longer term cash flow requirements;
- amendment to Treasury Management Policy 1 (TMP1) to address ESG policy within the treasury management risk framework;
- amendment to the knowledge and skills register for individuals involved in the treasury management function - to be proportionate to the size and complexity of the treasury management conducted by each council;
- a new requirement to clarify reporting requirements for service and commercial investment, (especially where supported by borrowing/leverage).

1.9 In addition, all investments and investment income must be attributed to one of the following three purposes:

a) Treasury management

Arising from the organisation's cash flows or treasury risk management activity, this type of investment represents balances which are only held until the cash is required for use. Treasury investments may also arise from other treasury risk management activity which seeks to prudently manage the risks, costs or income relating to existing or forecast debt or treasury investments.

b) Service delivery

Investments held primarily and directly for the delivery of public services including housing, regeneration and local infrastructure. Returns on this category of investment which are funded by borrowing are permitted only in cases where the income is "either related to the financial viability of the project in question or otherwise incidental to the primary purpose".

c) Commercial return

Investments held primarily for financial return with no treasury management or direct service provision purpose. Risks on such investments should be proportionate to a council's financial capacity – i.e., that 'plausible losses' could be absorbed in budgets or reserves without unmanageable detriment to local services. An authority must not borrow to invest primarily for financial return.

1.10 Members will be updated on how all these changes will impact our current approach and any changes required will be formally adopted within the 2023/24 TMSS report.

1.11 Capital Strategy

1.12 The key aims of the Capital Strategy are to:

- Provide a clear context within which proposals for capital expenditure are evaluated to ensure all capital investment is targeted to deliver the Council's priorities.
- Clarity about how the Council identifies and prioritises capital requirements and proposals arising from various strategies including the Vision 2025, Service Improvement Plans, and other

corporate strategies, and how they will be managed within the limited capital resources available.

- Challenge our current estate, continue with the programme of asset rationalisation, ensuring that assets retained are effective, efficient and economically sustainable to deliver services.
- Identify and consider options available to fund capital expenditure that minimises the ongoing revenue implications of historic capital expenditure and of any new investments.
- Use partnerships, both public and private, more effectively to support our overall strategy.
- Establish effective arrangements for managing capital schemes including assessment of outcomes and achievement of value for money.
- Ensure there is a full understanding of the overall long-term policy objectives and resulting capital strategy requirements, governance procedures and risk appetite.

1.13 It is a requirement that the capital strategy demonstrates that the Local Authority takes both capital and investments decisions in line with service objectives. The capital strategy shows that the key drivers of the Council's Capital plans are captured through various plans across the authority. These include

- Highways Asset Management Plan (HAMP)
- Welsh Housing Quality Standard Plan (WHQS)
- Strategic Asset Management Plan (including Asset Review, paragraph 2.18)
- Schools Transformation Plan
- Health and Care Strategy
- Service Integrated Business Plans
- Digital Powys

1.14 Treasury Management

1.15 The Treasury Management Strategy and Annual Investment Strategy report is a requirement of the CIPFA Code of Practice on Treasury Management and a requirement under the Local Government Act 2003. It has regard to the Guidance on Local Government Investments issued by the Welsh Government which requires the Treasury Management Strategy and Annual Investment Strategy to be approved by Full Council.

CIPFA defines treasury management as:

'The management of the local authority's borrowing, investments and cash flows, its banking, money market and capital market transactions; the effective control of the risks associated with those activities; and the pursuit of optimum performance consistent with those risks.'

1.16 The Council is required to operate a balanced budget, which broadly means that cash raised during the year will meet cash expenditure. Part of the treasury management operation is to ensure that this cash flow is adequately planned, with cash being available when it is needed. Surplus monies are invested in low risk counterparties or instruments commensurate with the Council's low risk appetite, providing adequate liquidity initially before considering investment return.

- 1.17 A key function of the treasury management service is arranging the funding of the Council's capital plans. These capital plans provide a guide to the borrowing need of the Council, essentially the longer-term cash flow planning, to ensure that the Council can meet its capital spending obligations. This management of longer-term cash may involve arranging long or short-term loans or using longer-term cash flow surpluses. On occasion, when it is prudent and economic, any debt previously drawn may be restructured to meet Council risk or cost objectives.
- 1.18 The treasury operations will see a balance of the interest costs of debt and the investment income arising from cash deposits affecting the available budget. Since cash balances generally result from reserves and balances, it is paramount to ensure adequate security of the sums invested, as a loss of principal will in effect result in a loss to the General Fund Balance.
- 1.19 This authority has engaged in only minimal commercial investments and has no (or immaterial) non-treasury investments.

1.20 Treasury Management and Capital Reporting Arrangements

- 1.21 The Council is currently required to receive and approve at Cabinet, as a minimum, three main treasury/capital reports each year, which incorporate a variety of policies, estimates and actuals.

Capital Strategy and Treasury Management Strategy

- Prudential and treasury indicators and treasury and capital strategy (this report) - The first, and most important report is forward looking and covers:
- The capital plans, (including prudential indicators).
- A minimum revenue provision (MRP) policy, (how residual capital expenditure is charged to revenue over time).
- Capital strategy and capital programme
- The treasury management strategy, (how the investments and borrowings are to be organised), including treasury indicators; and
- An investment strategy, (the parameters on how investments are to be managed).

A mid-year treasury management report

- This is primarily a progress report and will update members on the capital position, amending prudential indicators if necessary, and whether any policies require revision. Quarterly update reports will also be provided.

An annual treasury report

- This is a backward looking review document and provides details of a selection of actual prudential and treasury indicators and actual treasury operations compared to the estimates within the strategy.
- The above Treasury reports are required to be adequately scrutinised before being recommended to the Cabinet. This role is undertaken by the Governance and Audit Committee.

In addition to the minimum requirement,

Quarterly capital reports to Cabinet

- Providing an update on the capital spend, reprofiling and virement changes and funding that support delivery of the programme, with a year-end reflection of the actual against plan and reasons for the final month's changes from the forecast.

1.22 Treasury Management Strategy

The strategy covers two main areas:

a) Capital issues

- The capital programme and funding regime and the associated prudential indicators.
- The minimum revenue provision (MRP) policy.

b) Treasury management issues

- The current treasury position.
- Treasury indicators which limit the treasury risk and activities of the Council.
- Prospects for interest rates.
- The borrowing strategy.
- Policy on borrowing in advance of need.
- Debt rescheduling.
- The investment strategy.
- Creditworthiness policy; and
- Policy on use of external service providers.

1.23 These elements cover the requirements of the Local Government Act 2003, the CIPFA Prudential Code, Welsh Government MRP Guidance, the CIPFA Treasury Management Code and Welsh Government Investment Guidance.

1.24 Training

1.25 The CIPFA Code requires the responsible officer to ensure that members with responsibility for treasury management receive adequate training in treasury management. This especially applies to members responsible for scrutiny. The Authority holds two briefing sessions per year for members and members must ensure that they attend at least one of these. The training needs of treasury management officers are periodically reviewed.

1.26 Financial training in managing the financial aspects of capital projects is available for those that manage capital projects and takes place regularly throughout the year.

1.27 Treasury Management Consultants

- 1.28 The Council uses Link Group, Treasury Solutions as its external treasury management advisors. They also support on Capital advice. The Council recognises that responsibility for treasury management decisions always remains with the organisation and will ensure that undue reliance is not placed upon the services of our external service providers. All decisions will be undertaken with regards to all available information, including, but not solely, our treasury advisers.
- 1.29 It also recognises that there is value in employing external providers of treasury management services in order to acquire access to specialist skills and resources. The Council will ensure that the terms of their appointment and the methods by which their value will be assessed are properly agreed and documented and subjected to regular review.

Capital Strategy

2.1 Background

2.2 Part 1, Section 3 of the Local Government Finance Act 2003 requires that the Authority shall determine and keep under review how much it can afford to borrow. The Act is supported by the Prudential Framework for local authority capital investment and the CIPFA Prudential Code for Capital Finance in Local Authorities (the Code). The CIPFA Prudential Code was revised in December 2017. The revised Code introduced a new requirement that all authorities produce a capital strategy, which sets out the long-term context in which capital expenditure and investment decisions are made.

2.3 The Capital Strategy and Treasury Management Strategy (TMS) are closely linked, and both are revised annually. The Capital Strategy defines the Council's spending and the TMS sets out how it will be funded and its impact on the overall financial standing of the Council.

2.4 Aims, Priorities and Principles

2.5 The purpose of this strategy is to set out the objectives, principles and governance framework to ensure that the Authority takes capital expenditure and investment decisions in line with service objectives that underpin the delivery of the Corporate Improvement Plan through Vision 2025. The Council's Vision sets out the key priorities and objectives of the Council for the period to 31 March 2025.

2.6 Vision 2025 sets out the long-term vision for the council under four priority areas (aligned to the Wellbeing of Future Generations Act 2015 objectives).



2.7 Programme Overview

2.8 The Capital Programme is a key enabler to deliver the Council's ambition set out in Vision 2025. Broadly the programme covers three areas of expenditure:

- a core programme of schemes that are regulatory / statutory in nature, and minimise legal challenge or revenue risk, these schemes are related to day-to-day activities that will ensure the Council meets its statutory requirements
- a retained asset programme to improve or enhance the life of existing assets, and
- an investment programme in schemes linked to the Council's strategic priorities, such as schemes to increase the diversification of the Council's property portfolio or reduce the revenue costs of running and maintaining the assets.

2.9 Vision 2025 will be delivered, in part, through its nine Transformation Programmes, as shown in the diagram below. The six Service Transformation programmes all require capital funding to deliver their transformation agenda.



Capital Investment across Services

2.10 The Council has developed its capital strategy which sets out a five year long-term plan and demonstrates that the capital / investments decisions are taken in line with priorities and considers both risk/reward and impact; as well as properly taking account of stewardship, value for money, prudence, sustainability and affordability.

2.11 The Council will continue to invest in services that underpin the priorities set out as part of Vision 2025, the key themes have clear service projects:

Residents and the Community - We will support our Residents and Communities.

- **Housing** - The Council will continue to maintain, for all the homes it owns, the Welsh Housing Quality Standard (WHQS) with an ongoing capital programme in part funded through Welsh Government Funding and Borrowing. The Housing Revenue Account Thirty Year Business Plan demonstrates an affordable capital strategy alongside delivering the day-to-day landlord service and has key

objectives linked to the Local Housing Strategy. The Council has completed the construction and letting of 39 new homes with a further 79 under construction and a further 198 under active consideration for future development (dependent upon site acquisitions, viability assessments and resolution of the phosphates issues affecting development of all types). The Council will continue to fund a major programme of Disabled Facilities Grants enabled works and improvements to homes to improve the quality of life for people who need help to live as independently as possible. In addition, Housing Services will continue to support energy efficiency and bringing privately owned empty homes back into use through the SWAS (Safe Warm & Secure), Landlord Loans and the ZILF Co2i loan schemes.

- **Leisure Centres** - The Leisure portfolio contributes to the preventative agenda, supporting the Public Health Wales Long Term Strategy (2018-30) as well as, health interventions such as the NERS program (National Exercise Referral Scheme), in collaboration with Powys Teaching Health Boards and General Practices, within Powys. Since 2019 the Council has approved a five-year programme which has already enabled significant, essential replacement of plant, fixtures, end-of-life equipment, structural materials, playing surfaces and decoration. The Capital commitment supports the Council's 'landlord' responsibilities as part of the leisure contract but also ensures that the buildings are fit for purpose, compliant, attractive and provide a positive customer experience. Leisure Services in Powys not only support the overall well-being of our 'residents and communities' and now more than ever, contribute to the 'health & care' agendas, providing early intervention and prevention programmes to help reduce the burden on health services. Also, as a collaborative partner to the School's Transformation Programme, enabling learning and development through specific opportunities that the service provides or facilitates. Leisure Services support and contribute to the 'economy' by hosting and delivering local, regional and national events and competitions which draws significant numbers of visitors from across the UK to utilise the facilities we have in Powys – and demonstrates the need for the facilities to be maintained and improved to an appropriate standard.
- **Waste Strategy** - Powys County Council faces a stringent WG statutory recycling target of 64% for 2019/20 through to 70% for 2024/25. There is also a non-statutory WG target to reduce landfill to 10% by 2019/20 reducing to 5% by 2024/25. This has required a step change in the way all local authorities approach waste and recycling. The continued capital investment in the Waste and Recycling service will ensure that the Council is able to meet the targets whilst obtaining maximum value from the service. A network of assets under the Council's control allows flexibility to adapt to any changing requirements within the industry and Government policy and legislation. Some of these schemes are linked to efficiency savings and service improvements in future years.

Health and Care – We will lead the way in providing effective, integrated Health and Care in a rural environment

- **Social Care** - The capital programme focuses on supporting those who wish to remain in their own home rather than residential care and supports the integrated Health and Care Strategy for Powys. This strategy acknowledges that people in Powys live longer and healthier lives than elsewhere in Wales and that Powys is a place aspiring to help improve the wellbeing of all people. Capital funding mainly focus on accommodation options, including supporting the building and redevelopment of facilities to increase the stock of supported living and extra care housing in collaboration with Powys Teaching Health Board and local Registered Social Landlords. There are also capital funding requirements for the 13 Powys owned care homes.
- **Children's Services** – In order to ensure a sufficient supply of appropriate, safe placements for children in care, as close to home as possible, investment is mostly focused upon small residential homes for children, with accommodation purchase and development of a range of placements in County to support the complex needs of young people who remain under the local authority's care.

Welsh Government have been particularly supportive in offering investment to progress such developments, as mirrored in current Ministerial direction.

The changes associated with ICF (Integrated Care Fund) through Regional Partnership Boards (RPB), identify long term collaborative projects that will require a financial commitment from all partners, including PCC over a period of time. This will need to be acknowledged as part of social care's transformation plans, associated with the future development of any such resource.

- **Assistive Technology** - has a key role to play in the modernisation of health and social care. With ever increasing technological advances, it offers a range of possibilities for greater choice, not only of how people can access the support they need, but also where and when they access support. In doing so, assistive technology enables people to take greater control, and to live independently for longer by preventing hospital admissions and premature moves to residential care. Enabling access to better accommodation options is essential in order to support independent living and reduce demand for other types of care.

Learning and Skills – We will strengthen learning and skills.

- **Schools Transformation** - The Council has developed a new ten-year Strategy to Transform Education in Powys 2020-30 with the implementation of a major capital investment programme that will ensure that schools in Powys have inspiring, environmentally sustainable buildings that can provide opportunities for wider community activity, including where possible childcare services, early years, ALN, multi-agency support and community and leisure facilities. This will also include developing a reliable, high quality digital infrastructure. The Council is investing £118m over the next five years in its schools through the current Band A and Band B of the Welsh Government's 21st C Schools Programme. The 21st C Schools Programme has a 65% capital intervention rate for mainstream schools, 75% for special schools and it also offers a new and innovative funding route where the intervention rate is 85% for the Mutual Investment Model. The Council will develop its strategies to ensure maximisation of the potential investment opportunities that may be available via WG funding.

However, to deliver the full Schools Transformation Programme, significant funding sources above what is currently included in the current Capital Programme will be required. That said, the cost of transformation over the lifetime of the schools assets is cheaper than the status quo in the majority of localities.

Alongside this, capital funding through our major repairs programme will be focussed on where the need is greatest, as identified through the Schools Service's Asset Management Plan.

The Economy – We will develop a vibrant economy.

- **Highways and Environment** - The Council has a statutory duty to maintain the adopted highway, maintained at public expense in a safe condition for the passage of the user. A strategic approach has been used to develop the HAMP in identifying and allocating resources for the management, operation, preservation and enhancement of the highway infrastructure to meet the needs of current and future customers. Current gross replacement cost of these assets is estimated at £4.4bn.

The highway network includes public rights of way, which are a major attraction to the county for visitors. There are 1,700 recorded bridge structures on the public rights of way network; most are Council assets. Several major bridges (over £100,000 each) need to be replaced within the next 5 years due to age. In addition, storm damage with increased rates of riverside erosion and rotting of timber is affecting many small to medium bridges (up to £50,000 each). A county wide inventory is being developed, to record bridge condition and forward plan for their replacement. Previously, this has been reactive.

Outdoor recreation assets are also a significant tourist attraction and can provide valuable opportunities to maintain and enhance biodiversity. There are two remaining building assets under

management by the Service; investment is needed in one of them, to enable ongoing lease arrangements. Upgrades are also required at Llandrindod Lake to meet new standards due to its designation as a reservoir.

- **Property** - The vision is to ensure that through the Corporate Landlord initiative, the Council's assets are appropriately managed to provide safe, efficient, sustainable properties in the right locations to support the delivery of services and the achievement of key priorities. The Strategic Asset Board and Asset Management Plans are the mechanisms in place to help deliver these priorities, which will ensure close working and collaboration across all service areas and partner organisations such as Neath Port Talbot College / PTHB. The Property team will be supported in this crucial work with investment provided to procure a new Property Management database which will provide a single point of reference for all aspects of the Council's operational and investment estate. A provisional property disposals programme has been developed over the next 10 years.
- **Regeneration, Property and Development** - The Council need to intervene where the private sector is not able (for economic reasons) to create or facilitate investment in business units in order to keep and attract business to the County. Abermule business park is one such scheme that sees the Authority developing a former Welsh Government site which otherwise would not have been developed in the short to medium term. Capital investment will also form an important part of supporting the regeneration and viability of town centres complementing the Welsh Government's Transforming Towns funding programme. An initial annual allocation of £2 million starting in 2022-23 has been included as the Council's contribution towards the Mid Wales Growth Deal. As the investment plans for the deal develop the funding will be released to the relevant projects on completion of the relevant governance and approval processes.
- **County Farms** - It is essential that the Council manages its agricultural estate prudently, efficiently, and professionally. Effective management of County Farms estate will enable the continued opportunities already enjoyed by current tenant farmers and maintain an income stream. The financial demands of the Estate need to be evaluated against the competing demands across the council whilst noting the estate produces an annual surplus in its trading account. The opportunity for capital receipts will continue to arise as reviews are undertaken at each tenant departure from the Estate. An Invest to Save initiative is being developed which will see investments made to the Farm Estate which should create opportunities for capital receipts and reduced revenue expenditure, for example barn conversions and subsequent sales.
- **Information Technology (IT)** - The service engages with change programmes so that investment and resource meets identified priorities. In respect of infrastructure, IT will seek to invest in up-to-date cloud-based technologies including 'Azure' cloud technologies, improved telephony and mobile systems, WEB and share-point and improved wireless as well as further enabling our staff to work in an agile manner.

In terms of applications, IT are looking to rationalise the number of systems through investment in replacement of legacy corporate systems and through modernisation of systems and applications to improve integration and provide an improved customer journey.

Cyber resilience is also a key programme, since 2017 an active Cyber Security improvement plan has been in place which details improvements required to maintain our Cyber Security resilience and to maintain standards and accreditations such as Cyber Essentials Plus and PSN Accreditation. In order to maintain the council's resilience and standards, this investment and programme of work is key. This includes investment in tools to detect and prevent malicious activity, tools, processes and resources to maintain systems to prevent vulnerabilities from exploitation, systems to enable us to share and collaborate information digitally and securely without risk of unintended exposure and ultimately damage or complete loss of any of the council's data or systems.

Investment in Regenerative Commercial Activity

- 2.12 The commercial activity undertaken in the council relates to holding properties that are utilised by tenants, these include livestock markets, caravan park, restaurant and office space. These are held primarily for their regenerative benefits to the local economy.
- 2.13 Around £240,000 in rental income is received each year.
- 2.14 The council has registered a trading company (currently dormant) that may become the vehicle that supports greater commercial activity, but any investment must evidence the following criteria:
- Support the strategic community objectives of the council.
 - Have a balanced investment approach.
 - Improve covenant strength.
 - Drive income generation and maintain yield.
- 2.15 To ensure that the council is able to benefit from the lower borrowing rates offered by the Public Works Loans Board (PWLB) the council will currently not consider investing in any commercial property where yield is the primary investment driver.

Funding the Capital Strategy

- 2.16 The cost of funding the capital programme is closely monitored due to the impact on the budget and the ongoing funding constraints of the MTFs. The Council aims to minimise the cost of borrowing on the Financial Resource Model (FRM) and other sources need to be maximized such as grant funding. Funding capital from borrowing incurs extra costs from interest on the loan and the minimum revenue provision, repayment of the principal. Capital projects are prioritised where they can evidence a reduction in the cost of revenue, such as digital technologies or generate income such as building council dwellings.
- 2.17 The Housing Revenue Account (HRA) supports its own capital expenditure and provision for this is included in the HRA Business Plan. The surplus on the HRA account (excess of rental income over expenditure) is used to fund capital expenditure. This does not impact on the Council Fund. Although the HRA operates separately from the Council Fund, the Council does not borrow separately for Council Fund and HRA expenditure, all borrowing is combined, and the costs apportioned to the two funds based on the level of expenditure funded from borrowing for the two funds. The apportionment method is kept under review to ensure that it remains the most equitable method.

The Capital programme detailed at Appendix A, sets out how the programme is funded, the sources are explained below:

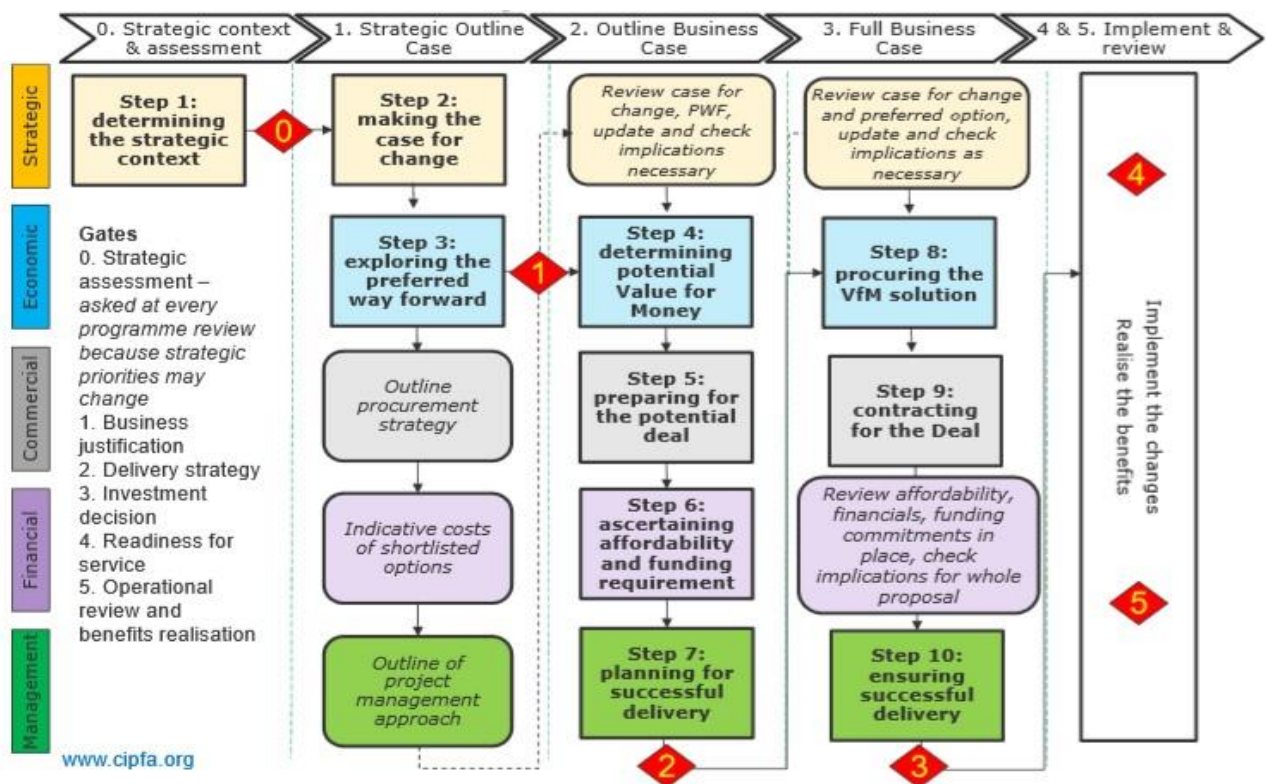
- **General Capital Grant** – This is a sum of money which is provided by the Welsh Government as part of the annual settlement. The Council is free to use the capital grant on any capital project it wishes.
- **Supported Borrowing** – The Council will borrow from establishments including the Public Works Loans Board (PWLB) to fund the expenditure. The revenue costs arising from the borrowing (Interest Costs and Minimum Revenue Provision) are funded by the Welsh Government through the annual revenue settlement, hence the term “Supported Borrowing”.
- **Unsupported Borrowing** – Again, the Council borrows the funding but is required to finance the revenue costs from its own resources. Projects funded by means of unsupported borrowing tend to be projects which deliver revenue savings, and these savings contribute to meet the additional revenue costs arising from the borrowing.
- **Specific Capital Grants** – The Council will be awarded capital grants which partly or fully fund the cost of a project. Capital grants usually come with restrictions surrounding the expenditure which can be funded and by when the expenditure must be incurred.

- **Revenue Contribution** – Services can contribute from their revenue budgets to fund projects. These contributions tend to be as a match funding to a project which is mainly funded from a specific capital grant.
- **Capital Receipts** – The funds generated from the sale of assets can be used to contribute to the funding of the capital programme. These are usually generated from the sale of surplus assets (normally land or buildings). The Councils' Capital Receipts Policy is set out in Appendix B.
- **Reserves** – Funding held in reserve, e.g., unapplied capital receipts, can be used to support the capital programme. Specific reserves can also be built up and set aside for this purpose.

2.18 An asset review is underway to review each property to understand the benefit each asset is providing for service delivery and quantify any future capital and maintenance liabilities. This will ensure that the Council has the right asset in the right place at the right time and will ensure the effective and efficient delivery of a comprehensive range of quality services. Once this is complete, any future capital investment together with the proceeds from the sale of surplus assets will be included in the capital programme.

Governance and Approval Approach

2.19 Welsh Government have adopted the Better Business Case approach to building, reviewing, and agreeing business cases. These principles have been adopted in the Councils' Capital Governance Framework. This approach introduces a more formal regime to follow and ensures consistency and a robust approach to developing each project. The diagram below sets out the gates and steps necessary to develop a capital from proposal through to a successful delivery. There has been an urgency in adopting this new regime to evidence stronger governance based on robust business cases from services.



2.20 The governance of this Capital Strategy follows the same process as the Revenue Budget Setting Process and is presented to the Cabinet as part of the MTFs which is then recommended to full Council for approval.

2.21 The three stages of the Governance Framework are:

- **Stage 1 - The Strategic Outline Case (SOC)**, these must be completed for the new bids and have necessary approval.
- **Stage 2** - Once the SOC is approved, managers will need to complete more detailed work, particularly on the economics of the case, finances (detailed costings) and submit the **Outline Business Case (OBC)** for approval through the Strategic Asset Board, who provide challenge and then make recommendation to EMT / Cabinet to approve.
- **Stage 3 - The Final Business Case (FBC)** is the final gateway, and the project would move to the procurement stage. At this point the tender price for the project would be known and the risks quantified. Only when the FBC becomes a live project does the capital budget get allocated, which will improve our budget forecasting and profiling. Any revenue contributions including MRP costs would need to be built into the budget at stage 3.
 - For business cases between £75k and £1m a less formal business justification case will be used, being simpler and quicker to develop and proceed to project.
 - Each year there is a small bids programme funded by an allocation in the Capital Programme for capital projects under £75k, these are dealt with through the Strategic Asset Board.
 - The Council is moving away from an annual capital cycle and using the new framework will have an ongoing process of projects in development through to approval through Cabinet and Council as needed with the necessary prudential indicators updated and presented.

2.22 As a significant part of the capital programme and future ambitions covers investment in the Council's school's estate. The Schools Capital Programmes Oversight Board is in place which will strengthen Council's oversight of all school capital projects and provide additional scrutiny and assurance.

Capital Programme 2022-2027

2.23 The overall capital programme for the Council in 2022/23 is £88.88 million, which includes £25.55 million for the Housing Revenue Account (HRA). Appendix A provides a full list of all the schemes.

2.24 The General Fund includes schemes which have previously been approved or are in progress and expected to continue into future years. These total £63.33 million. The programme includes a list of schemes that have had their Strategic Outline Case approved and have been progressed to Outline Business case. Providing the economic and financial justification stacks up these schemes are likely to develop to Final Business Case stage and become live projects, totalling £6.84 million. Split over two years, £5.55 million in 2022/23, £0.75 million in 2023/24 and £0.54 million in 2024/25. An initial annual allocation of £2.00 million starting in 2022-23 has been included as the Council's contribution towards the Mid Wales Growth Deal. As the plans for the deal develop, the funding will be released to the relevant projects on completion of the relevant governance and approval processes.

2.25 The need to maintain the highways infrastructure through the HAMP has been highlighted at strategic level as a critical area of the council's long-term strategy. The programme now includes £5.00 million per annum for the HAMP and an additional £1.00 million per annum for street lighting column upgrades.

2.26 Overall additional borrowing requirements are estimated at £42.86 million in 2022/23 which includes £12.88 million for the HRA. However, it is likely that this figure will be less based on previous years slippage on spend and grants that are received in year.

2.27 The capital programme remains within budget for 2022/23 however additional revenue funding will need to be identified to fund investment in future years. The impact of the capital programme is set out through the following prudential indicators:

Capital Prudential Indicators

2.28 The Council's capital expenditure plans are the key driver of treasury management activity. The output of the capital expenditure plans is reflected in the prudential indicators, which are designed to assist members' overview and confirm capital expenditure plans.

Capital Expenditure

2.29 This prudential indicator is a summary of the Council's capital expenditure plans, both those agreed previously, and those forming part of this budget cycle.

| £'m | 2021/22 | 2022/23 | 2023/24 | 2024/25 | 2025/26 | 2026/27 |
|--------------|--------------|--------------|--------------|--------------|--------------|--------------|
| Non-HRA | 70.97 | 63.33 | 66.53 | 51.63 | 32.42 | 19.96 |
| HRA | 25.21 | 25.55 | 33.12 | 33.43 | 23.64 | 21.75 |
| Total | 96.18 | 88.88 | 99.65 | 85.06 | 56.06 | 41.71 |

2.30 **Other long-term liabilities** - The financing need set out in the table above excludes other long-term liabilities, such as leasing arrangements that already include borrowing instruments.

2.31 The table below summarises the above capital expenditure plans and how these plans are being financed by capital or revenue resources. Any shortfall of resources results in a requirement to fund through borrowing, this figure is shown as the net financing need.

| £'m | 2021/22 | 2022/23 | 2023/24 | 2024/25 | 2025/26 | 2026/27 |
|--|--------------|--------------|--------------|--------------|--------------|--------------|
| Capital receipts | 4.27 | 2.25 | 3.25 | 2.25 | 1.25 | 1.25 |
| Capital grants | 38.72 | 32.67 | 48.62 | 36.78 | 15.61 | 13.43 |
| Revenue/Reserves | 15.69 | 11.10 | 7.99 | 11.35 | 9.86 | 8.80 |
| Net financing need for the year | 37.50 | 42.86 | 39.79 | 34.68 | 29.34 | 18.23 |

The Council's Borrowing Need (the Capital Financing Requirement)

2.32 This is the Council's Capital Financing Requirement (CFR). The CFR is simply the total historic outstanding capital expenditure which has not yet been paid for from either revenue or capital resources. It is essentially a measure of the Council's indebtedness and so its underlying borrowing need. Any capital expenditure which has not immediately been paid for through a revenue or capital resource, will increase the CFR.

2.33 The CFR does not increase indefinitely, as the minimum revenue provision (MRP) is a statutory annual revenue charge which broadly reduces the indebtedness in line with each asset life, and so charges the economic consumption of capital assets as they are used.

2.34 The greater the CFR the larger the impact will be on the revenue budget, therefore in the long-term there will be a need to keep capital expenditure funded by borrowing at a level below the MRP budget in order to maintain the revenue budget at a sustainable level.

2.35 The Council is asked to approve the CFR projections below:

| £'m | 2021/22 | 2022/23 | 2023/24 | 2024/25 | 2025/26 | 2026/27 |
|--|---------------|---------------|---------------|---------------|---------------|---------------|
| CFR – non HRA | 323.53 | 349.71 | 364.61 | 373.44 | 385.20 | 387.28 |
| CFR – HRA | 106.83 | 118.63 | 137.80 | 156.93 | 166.88 | 174.68 |
| Total CFR | 430.36 | 468.34 | 502.41 | 530.37 | 552.08 | 561.96 |
| Movement in CFR | 33.26 | 37.98 | 34.07 | 27.96 | 21.71 | 9.88 |
| | | | | | | |
| Net financing need for the year (above) | 37.50 | 42.86 | 39.79 | 34.68 | 29.34 | 18.23 |
| Less MRP/VRP and other financing movements | 4.24 | 4.88 | 5.72 | 6.72 | 7.64 | 8.35 |
| Movement in CFR | 33.26 | 37.98 | 34.07 | 27.96 | 21.70 | 9.88 |

Minimum Revenue Provision Policy Statement

2.36 MRP is an annual charge that Councils are required to pay for their debt liability in respect of capital expenditure funded by borrowing, for both the general fund and the Housing Revenue Account debt. This capital expenditure is set out as part of the CFR calculation and updated regularly to reflect borrowing need changes and the resultant costs; it is important to ensure that the debt is repaid over a period commensurate with that over which the capital expenditure provides benefit.

2.37 The debt repayment is a revenue charge, the minimum revenue provision (MRP), although additional voluntary payments are allowed if required voluntary revenue provision (VRP).

2.38 Welsh Government regulations have been issued which require the Council to approve the **MRP Statement** in advance of each year. A variety of options are provided to councils, so long as there is a prudent provision set out.

2.39 **Recommendation - The Council is recommended to approve the following MRP Statement for the 2022/23 financial year:**

➤ For capital expenditure incurred before 1 April 2020 or which in the future will be Supported Capital Expenditure, the MRP policy will be:

- To calculate the MRP over a 50 year life on an on annuity basis using the Authority's average rate of borrowing.

➤ From 1 April 2020 for all unsupported borrowing (including PFI and finance leases), the MRP policy is:

- To charge MRP over the weighted average asset life on an annuity basis using the Authority's average rate of borrowing.

➤ For HRA Historic and Settlement Debt, the MRP policy will be:

- To calculate the MRP over a 60 year life on an on annuity basis using the Authority's average rate of borrowing.

➤ For HRA Post Settlement Debt, the MRP policy will be:

- To calculate the MRP over a weighted average asset life on an on annuity basis using the Authority's average rate of borrowing.
- Repayments included in annual PFI or finance leases are applied as MRP.
- In addition, the guidance allows for MRP to be deferred for assets under construction and this part of the guidance is adopted because the asset is not used by the authority until it is operational and therefore the MRP will match the life of the asset.
- 2.40 **MRP Overpayments** - A change introduced by the revised Welsh Government MRP Guidance was the allowance that any charges made over the statutory minimum revenue provision (MRP), voluntary revenue provision (VRP) or overpayments, can, if needed, be reclaimed in later years if deemed necessary or prudent. In order for these sums to be reclaimed for use in the budget, this policy must disclose the cumulative overpayment made each year. At the 31st of March 2021 the total balance of previous voluntary revenue provision (VRP) stands at £7.11 million, of which £1.41 million relates to the HRA. There is no intention to reclaim any of this at this point.

Risk Management

- 2.41 All large capital projects are managed under the Council's Project Management Methodology, which incorporates risk identification and risk management. The Council also has a Risk Management Policy which is applied to all its projects and activities.
- 2.42 For all capital projects, project managers update financial forecasts on a monthly basis identifying any areas subject to risk of overspend, underspend or slippage.
- 2.43 There is also a degree of funding risk in the Capital Programme, reliant as it is on future capital receipts, and the ability to be able to afford borrowing if necessary. These risks need to be managed and monitored on a regular basis, and action taken where necessary.
- 2.44 Risk appetite in this context is the level of risk that the Council is prepared to accept to be exposed to at any point in time in relation to its activities. It involves knowing what risks the Council wishes to avoid, what risks it is willing to accept and what risks it is willing and able to manage (including by transferring them to a third party, e.g., through insurance).
- 2.45 The risks are regularly monitored and managed both financially and operationally in accordance with council processes.
- 2.46 The Council is willing to accept the risks set out in this Strategy for projects that have Council approval provided that the project management ensures the appropriate mitigations are put in place to bring the project within acceptable risks margins.
- 2.47 The key financial risks inherent in the Council's Capital Programme include:

| Description of Risk | Potential Impact |
|--|---|
| The longer a project takes to come to fruition, the greater the risk that the financial cost of the project will have increased, both due to the additional staff time spent on the project and the inflationary impact on the costs involved in bringing the asset into operation. | May result in financial pressures on the other projects/ programmes and service delivery. |
| There is a degree of correlation between the length of time a project spends in the feasibility and development stage and an increased risk of project failure or abandonment. Should a project fail for any reason, the regulations require all capital costs to be returned to revenue, which may create significant pressures, depending on the level of spend at that point. | May result in additional revenue pressures on delivery/services. |

| Description of Risk (cont.) | Potential Impact (cont.) |
|---|--|
| Project expenditure is higher than forecast estimates – in the current climate due to the rising cost of materials and access to skilled contractors in a limited labour market | May result in increased financial pressures/ limitations on future investment options. |
| Once a project has been delivered successfully the cash expended is then bound in the asset. In the case of the assets that are for service delivery and do not generate a rental income stream, the money invested in the asset is only recovered if and when the asset is sold at a future date. This carries inherent financial risks in that the asset may have decreased in value, depending on market conditions, or may not have increased in value sufficiently to mitigate the effects of inflation. | May result in increased financial pressures/limitations on future investment options. |

Treasury Management Strategy

Background

- 3.1 The Council is required to operate a balanced budget which broadly means that cash raised during the year will meet cash expenditure. Part of the treasury management operation is to ensure that this cash flow is adequately planned with cash being available when it is needed.
- 3.2 The second main function of the treasury management service is the funding of the Council's capital plans. These plans provide a guide to the borrowing need of the Council, essentially the longer-term cash flow planning, to ensure that the Council can meet its capital spending obligations. This management of longer-term cash involves arranging short or long-term loans or using longer-term cash flow surpluses.
- 3.3 The contribution the treasury management function makes to the authority is critical as the balance of debt and investment operations ensure liquidity or the ability to meet spending commitments as they fall due, either on day-to-day revenue or for larger capital projects.
- 3.4 Whilst any commercial initiatives or loans to third parties will impact on the treasury function, these activities are generally classed as non-treasury activities as they usually arise from capital expenditure and are separate from the day-to-day treasury management activities. The IRFS 16 Leases accounting standard will from April 2022 require leases in, with the exception of low value and short term leases to be included on the balance sheet. These arrangements are not included in this report.

Current portfolio position

- 3.5 The overall treasury management portfolio as at 31st March 2021 and the estimated position as at 31st March 2022 are shown below for both borrowing and investments.

| Treasury Portfolio | | | | |
|---------------------------------|---------------------------|------|-----------------------------|------|
| | Actual 31st March 2021 | | Estimate 31st March 2022 | |
| | £'m | % | £'m | % |
| Borrowing | | | | |
| PWLB | 238.20 | 3.8% | 260.64 | 3.5% |
| LOBO Loans | 25.00 | 4.4% | 25.00 | 4.2% |
| Market/Other Local Authorities | 45.00 | 2.4% | 40.00 | 2.4% |
| Welsh Government | 33.00 | 0.0% | 33.00 | 0.0% |
| Other | 21.40 | 0.2% | 10.98 | 0.4% |
| Total External Borrowing | 362.61 | | 369.62 | |
| Investments | | | | |
| Banks (deposit accounts) | 54.38 | 0.1% | 40.00 | 0.1% |
| Other Local Authorities | 0.00 | 0.0% | 0.00 | 0.0% |
| Total Investments | 54.38 | | 40.00 | |
| | | | | |
| Net Position | 308.23 | | 329.62 | |

Borrowing Strategy

3.6 The Council is currently maintaining an under-borrowed position. This means that the capital borrowing need (the Capital Financing Requirement), has not been fully funded with loan debt as cash supporting the Council's reserves, balances and cash flow has been used as a temporary measure. This strategy is prudent as investment returns are low and counterparty risk is still an issue that needs to be considered.

3.7 Against this background and the risks within the economic forecast, caution will be adopted with the 2022/23 treasury operations. The Head of Financial Services will monitor interest rates in financial markets and adopt a pragmatic approach to changing circumstances:

- if it was felt that there was a significant risk of a sharp fall in borrowing rates, (e.g., due to a marked increase of risks around relapse into recession or of risks of deflation), then borrowing will be postponed.
- if it was felt that there was a significant risk of a much sharper rise in borrowing rates than that currently forecast, perhaps arising from an acceleration in the rate of increase in central rates in the USA and UK, an increase in world economic activity, or a sudden increase in inflation risks, then the portfolio position will be re-appraised. Most likely, fixed rate funding will be drawn whilst interest rates are lower than they are projected to be in the next few years.

3.8 Any decisions will be reported to the appropriate decision making body at the next available opportunity.

3.9 Policy on Borrowing in Advance of Need

3.10 The Council will not borrow more than or in advance of its needs purely in order to profit from the investment of the extra sums borrowed. Any decision to borrow in advance will be within forward approved Capital Financing Requirement estimates and will be considered carefully to ensure that value for money can be demonstrated and that the Council can ensure the security of such funds.

3.11 Risks associated with any borrowing in advance activity will be subject to prior appraisal and subsequent reporting through the mid-year or annual reporting mechanism.

3.12 Debt rescheduling

3.13 Rescheduling of current borrowing in our debt portfolio is unlikely to occur as the 100 basis points (1%) increase in PWLB rates only applied to new borrowing rates and not to premature debt repayment rates. If rescheduling was done, it will be reported to the Cabinet at the earliest meeting following its action.

3.14 New Financial Institutions as a source of Borrowing and / or types of Borrowing

Currently the PWLB Certainty Rate is set at gilts + 80 basis points for both HRA and non-HRA borrowing. However, consideration may still need to be given to sourcing funding from the following sources for the following reasons:

- Local authorities (primarily shorter dated maturities out to 3 years or so – still cheaper than the Certainty Rate).
- Financial institutions (primarily insurance companies and pension funds but also some banks, out of forward dates where the objective is to avoid a "cost of carry" or to achieve refinancing certainty over the next few years)
- Municipal Bonds Agency (possibly still a viable alternative depending on market circumstances prevailing at the time).

Our advisors will keep us informed as to the relative merits of each of these alternative funding sources.

3.15 Approved Sources of Long and Short term Borrowing

| On Balance Sheet | Fixed | Variable |
|--|-------|----------|
| PWLB | ● | ● |
| Municipal bond agency | ● | ● |
| Local authorities | ● | ● |
| Banks | ● | ● |
| Pension funds | ● | ● |
| Insurance companies | ● | ● |
| Market (long-term) | ● | ● |
| Market (temporary) | ● | ● |
| Market (LOBOs) | ● | ● |
| Stock issues | ● | ● |
| Local temporary | ● | ● |
| Local Bonds | ● | ● |
| Local authority bills | ● | ● |
| Overdraft | ● | ● |
| Negotiable Bonds | ● | ● |
| Internal (capital receipts & revenue balances) | ● | ● |
| Commercial Paper | ● | ● |
| Medium Term Notes | ● | ● |
| Finance leases | ● | ● |

Capital Prudential and Treasury Indicators

3.16 The Council's capital expenditure plans are the key driver of treasury management activity. The output of the capital expenditure plans is reflected in the prudential indicators, which are designed to assist members' overview and confirm capital expenditure plans.

Ratio of financing costs to net revenue stream

3.17 This indicator identifies the trend in the cost of capital, (borrowing and other long term obligation costs net of investment income), against the net revenue budget or HRA rental income (net revenue stream). The estimates of financing costs include current commitments and the proposals in this budget report. The future net revenue streams are estimated based on worst case scenarios.

| £'m | 2021/22 | 2022/23 | 2023/24 | 2024/25 | 2025/26 | 2026/27 |
|---------------------|--------------|--------------|--------------|--------------|--------------|--------------|
| Financing Costs | 10.85 | 11.29 | 12.17 | 12.85 | 13.53 | 13.94 |
| Net Revenue Stream | 279.81 | 302.33 | 314.29 | 324.37 | 333.90 | 343.77 |
| Council Fund | 3.9% | 3.7% | 3.9% | 4.0% | 4.1% | 4.1% |
| Financing Costs | 4.53 | 4.89 | 5.49 | 6.21 | 6.76 | 7.13 |
| Net Revenue Stream | 26.65 | 27.38 | 28.65 | 30.07 | 31.49 | 32.83 |
| HRA | 17.0% | 17.9% | 19.1% | 20.7% | 21.5% | 21.7% |

Maturity structure of borrowing

3.18 These gross limits are set to reduce the Council's exposure to large, fixed rate sums falling due for refinancing and are required for upper and lower limits.

3.19 The Council is asked to approve the following treasury indicators and limits:

| Maturity structure of borrowing 2022/23 | | |
|--|--------------|--------------|
| | Lower | Upper |
| Under 12 months | 0% | 40% |
| 12 months to 2 years | 0% | 40% |
| 2 years to 5 years | 0% | 40% |
| 5 years to 10 years | 0% | 40% |
| 10 years to 20 years | 0% | 40% |
| 20 years to 30 years | 0% | 40% |
| 30 years to 40 years | 0% | 40% |
| 40 years to 50 years | 0% | 40% |
| 50 years to 60 years | 0% | 40% |

3.20 Affordability prudential indicators

3.21 Prudential indicators are required to assess the affordability of the capital investment plans. These provide an indication of the impact of the capital investment plans on the Council's overall finances. The Council is asked to approve the following borrowing indicators:

3.22 Borrowing Indicators

3.23 The capital expenditure plans set out in the capital strategy provide details of the service activity of the Council. The treasury management function ensures that the Council's cash is organised in accordance with the relevant professional codes, so that sufficient cash is available to meet this service activity and the Council's capital strategy. This will involve both the organisation of the cash flow and, where capital plans require, the organisation of appropriate borrowing facilities. The strategy covers the relevant treasury / prudential indicators, the current and projected debt positions and the annual investment strategy.

3.24 The Council's forward projections for borrowing are summarised below. The table shows the actual external debt, against the underlying capital borrowing need, (the Capital Financing Requirement - CFR), highlighting any over or under borrowing.

Change in External Debt

| £'m | 2021/22 | 2022/23 | 2023/24 | 2024/25 | 2025/26 | 2026/27 |
|------------------------------------|---------|---------|---------|---------|---------|---------|
| Council Fund | | | | | | |
| Debt at 1st April | 263.83 | 289.04 | 315.22 | 330.12 | 338.95 | 350.70 |
| Expected change in Debt | 25.21 | 26.18 | 14.90 | 8.83 | 11.75 | 2.08 |
| Estimated Gross Debt at 31st March | 289.04 | 315.22 | 330.12 | 338.95 | 350.70 | 352.78 |
| CFR | 323.53 | 349.71 | 364.61 | 373.44 | 385.20 | 387.28 |
| Under / (Over) Borrowing | 34.49 | 34.49 | 34.49 | 34.49 | 34.50 | 34.50 |
| HRA | | | | | | |
| Debt at 1st April | 98.78 | 106.83 | 118.63 | 137.80 | 156.93 | 166.88 |
| Expected change in Debt | 8.05 | 11.80 | 19.17 | 19.13 | 9.95 | 7.80 |
| Estimated Gross Debt at 31st March | 106.83 | 118.63 | 137.80 | 156.93 | 166.88 | 174.68 |
| CFR | 106.83 | 118.63 | 137.80 | 156.93 | 166.88 | 174.68 |

3.25 Within the range of prudential indicators there are a number of key indicators to ensure that the Council operates its activities within well-defined limits. One of these is that the Council needs to ensure that its gross debt does not, except in the short term, exceed the total of the CFR in the preceding year plus the estimates of any additional CFR for 2022/23 and the following two financial years. This allows some flexibility for limited early borrowing for future years but ensures that borrowing is not undertaken for revenue or speculative purposes.

3.26 The Head of Financial Services reports that the Council complied with this prudential indicator in the current year and does not envisage difficulties for the next few years. This view considers current commitments, existing plans, and the proposals in this budget report. The projected increase in the CFR over the medium and longer term must be reviewed annually to ensure that the capital investment plans remain affordable, prudent and sustainable.

3.27 Treasury Indicators: limits to borrowing activity

Operational Boundary

3.28 The Operational Boundary is the limit beyond which external debt is not normally expected to exceed. In most cases, this would be a similar figure to the CFR, but may be lower or higher depending on the levels of actual debt and the ability to fund under-borrowing by other cash resources.

| £'m | 2022/23 | 2023/24 | 2024/25 | 2025/26 | 2026/27 |
|----------------------|---------|---------|---------|---------|---------|
| Operational Boundary | 478.00 | 512.00 | 541.00 | 563.00 | 573.00 |

Authorised Limit

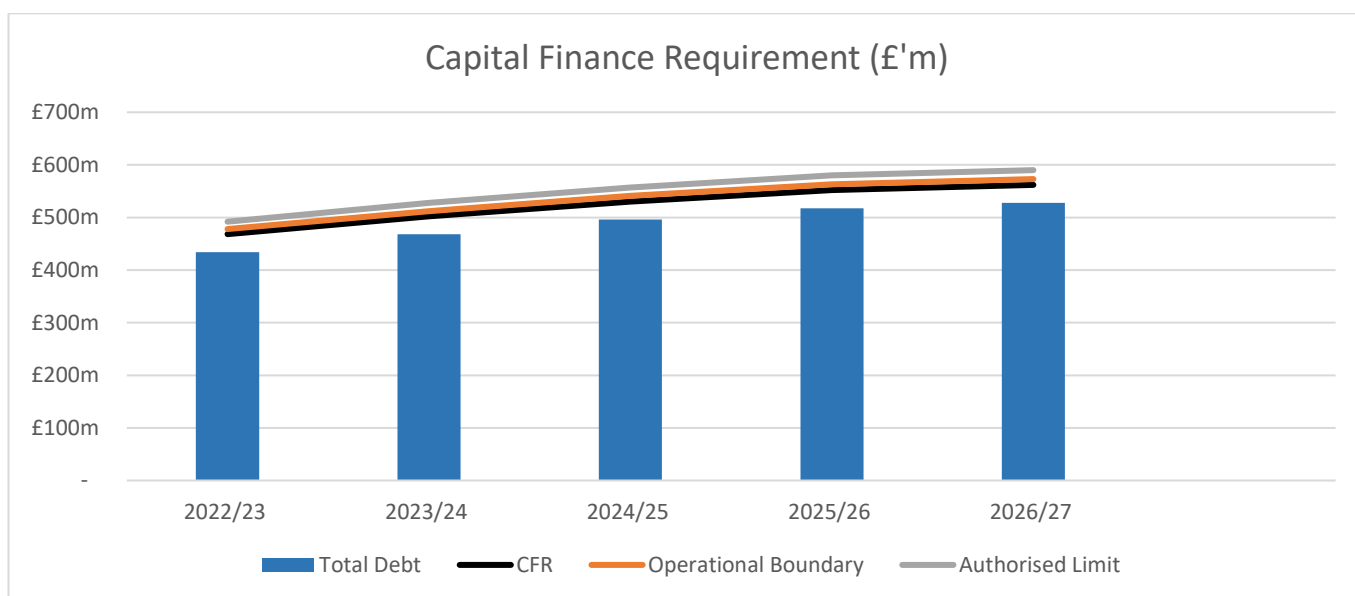
3.29 This is a key prudential indicator and represents a control on the maximum level of borrowing. This represents a legal limit beyond which external debt is prohibited, and this limit needs to be set or revised by the full Council. It reflects the level of external debt which, while not desired, could be afforded in the short term, but is not sustainable in the longer term.

3.30 This is the statutory limit determined under section 3 (1) of the Local Government Act 2003. The Government retains an option to control either the total of all councils' plans, or those of a specific council, although this power has not yet been exercised.

3.31 The Council is asked to approve the following authorised limit.

| £'m | 2022/23 | 2023/24 | 2024/25 | 2025/26 | 2026/27 |
|------------------|---------|---------|---------|---------|---------|
| Authorised Limit | 492.00 | 528.00 | 557.00 | 580.00 | 590.00 |

3.32 The chart below shows the relationship between the Total Debt, the Capital Financing Requirement (CFR), the Operational Boundary and Authorised Limit.



Annual Investment Policy

3.33 **Management of risk** - The Welsh Government and CIPFA have extended the meaning of 'investments' to include both financial and non-financial investments. This strategy deals solely with financial investments, (as managed by the treasury management team). Nonfinancial investments, essentially the purchase of income yielding assets, are covered in the Capital Strategy.

The Council's investment policy has regard to the following.

- Welsh Government's Guidance on Local Government Investments 2019 ("the Guidance")
- CIPFA Treasury Management in Public Services Code of Practice and Cross Sectoral Guidance Notes 2017 ("the Code")
- CIPFA Treasury Management Guidance Notes 2018

The Council's investment priorities will be security first, portfolio liquidity second and then yield, (return). The Council will aim to achieve the optimum return (yield) on its investments commensurate with proper levels of security and liquidity and with the Council's risk appetite. In the current economic climate, it is considered appropriate to keep investments short term to cover cash flow needs

3.34 The above guidance from the Welsh Government and CIPFA place a high priority on the management of risk. This authority has adopted a prudent approach to managing risk and defines its risk appetite by the following means:

- Minimum acceptable credit criteria are applied in order to generate a list of highly creditworthy counterparties. This also enables diversification and thus avoidance of concentration risk. The key ratings used to monitor counterparties are the short term and long-term ratings.
- Other information: ratings will not be the sole determinant of the quality of an institution; it is important to continually assess and monitor the financial sector on both a micro and macro basis and in relation to the economic and political environments in which institutions operate. The assessment will also take account of information that reflects the opinion of the markets. To achieve this consideration the Council will engage with its advisors to maintain a monitor on market pricing such as “credit default swaps” and overlay that information on top of the credit ratings.
- Other information sources used will include the financial press, share price and other such information pertaining to the financial sector in order to establish the most robust scrutiny process on the suitability of potential investment counterparties.
- This authority has defined the list of types of investment instruments that the treasury management team are authorised to use. There are categories of ‘specified’ and ‘non-specified’ investments.
 - **Specified investments** are those with a high level of credit quality and subject to a maturity limit of one year except deposits with local authorities which can be for any period.
 - **Non-specified investments** are those with less high credit quality, may be for periods in excess of one year, and/or are more complex instruments which require greater consideration by members and officers before being authorised for use. Once an investment is classed as non-specified, it remains non-specified all the way through to maturity i.e., an 18 month deposit would still be non-specified even if it has only 11 months left until maturity.
- Lending limits (amounts and maturity), for each counterparty will be set in conjunction with Link’s matrices.
- This authority will set a limit for the amount of its investments which are invested for longer than 365 days.
- Investments will only be placed with counterparties from countries with a specified minimum sovereign rating.
- All investments will be denominated in sterling.
- As a result of the change in accounting standards for 2020/21 under IFRS 9, this authority will consider the implications of investment instruments which could result in an adverse movement in the value of the amount invested and resultant charges at the end of the year to the General Fund. The Welsh Government has passed a statutory override to allow Welsh local authorities time to adjust their portfolio of all pooled investments by delaying implementation of IFRS 9 for five years until 31st March 2023.

3.35 The council will also pursue value for money in treasury management and will monitor the yield from investment income against appropriate benchmarks for investment performance.

3.36 Creditworthiness policy

3.37 This Council applies the creditworthiness service provided by Link Asset Services. This service employs a sophisticated modelling approach, utilising credit ratings from the three main credit rating agencies - Fitch, Moody’s and Standard & Poor’s. The credit ratings of counterparties are supplemented with the following overlays:

- “watches” and “outlooks” from credit rating agencies.
- CDS spreads that may give early warning of likely changes in credit ratings.
- sovereign ratings to select counterparties from only the most creditworthy countries.

3.38 This modelling approach combines credit ratings, and any assigned Watches and Outlooks in a weighted scoring system which is then combined with an overlay of CDS spreads. The end product of this is a series of colour coded bands which indicate the relative creditworthiness of counterparties. These colour codes are used by the Council to determine the suggested duration for investments. The Council will, therefore, use counterparties within the following durational bands:

| | |
|------------|--|
| Yellow | 5 years * |
| Dark pink | 5 years for Ultra-Short Dated Bond Funds with a credit score of 1.25 |
| Light pink | 5 years for Ultra-Short Dated Bond Funds with a credit score of 1.5 |
| Purple | 2 years |
| Blue | 1 year (only applies to nationalised or semi nationalised UK Banks) |
| Orange | 1 year |
| Red | 6 months |
| Green | 100 days |
| No colour | not to be used |

Please note: the yellow colour category is for UK Government debt, or its equivalent, money market funds and collateralised deposits where the collateral is UK Government debt.

Please note: "fund" ratings are different to individual counterparty ratings, coming under either specific "MMF" or "Bond Fund" rating criteria.

3.39 The Link Asset Services' creditworthiness service uses a wider array of information other than just primary ratings. Furthermore, by using a risk weighted scoring system, it does not give undue preponderance to just one agency's ratings.

3.40 Typically, the minimum credit ratings criteria the Council use will be a short term rating (Fitch or equivalents) of F1 and a long term rating of A-. There may be occasions when the counterparty ratings from one rating agency are marginally lower than these ratings but may still be used. In these instances, consideration will be given to the whole range of ratings available, or other topical market information, to support their use.

3.41 Credit ratings will be monitored daily through use of the Link Group's creditworthiness service.

- If a downgrade results in the counterparty / investment scheme no longer meeting the Council's minimum criteria, its further use as a new investment will be withdrawn immediately.
- In addition to the use of credit ratings the Council will be advised of information in movements in Credit Default Swap spreads against the iTraxx European Financials benchmark and other market data on a daily basis via its Passport website, provided exclusively to it by Link Asset Services. Extreme market movements may result in downgrade of an institution or removal from the Council's lending list.

3.42 Sole reliance will not be placed on the use of this external service. In addition, this Council will also use market data and market information, as well as information on any external support for banks to help support its decision making process.

3.43 Significant levels of downgrades to Short- and Long-Term credit ratings have not materialised since the crisis in March 2020. In the main, where they did change, any alterations were limited to Outlooks. However, as economies are beginning to reopen, there have been some instances of previous lowering of Outlooks being reversed.

3.44 Although bank CDS prices, (these are market indicators of credit risk), spiked upwards at the end of March / early April 2020 due to the heightened market uncertainty and ensuing liquidity crisis that affected financial markets, they have returned to more average levels since then. However, sentiment can easily shift, so it will remain important to undertake continual monitoring of all aspects of risk and return in the current circumstances. Link monitor CDS prices as part of their creditworthiness service to local authorities and the Council has access to this information via its Link-provided Passport portal.

3.45 Country limits

3.46 Due care will be taken to consider the exposure of the Council's total investment portfolio to non-specified investments, countries, groups and sectors.

3.47 The Council has determined that it will only use approved counterparties from the UK and from countries with a minimum sovereign credit rating of AA- from Fitch. The list of countries that qualify using this credit criteria as at the date of this report are shown in paragraph 3.63. This list will be added to, or deducted from, by officers should ratings change in accordance with this policy.

3.48 Investment strategy

3.49 **In-house funds** - Investments will be made with reference to the core balance and cash flow requirements and the outlook for short-term interest rates (i.e., rates for investments up to 12 months). Greater returns are usually obtainable by investing for longer periods. While most cash balances are required in order to manage the ups and downs of cash flow, where cash sums can be identified that could be invested for longer periods, the value to be obtained from longer term investments will be carefully assessed.

- If it is thought that Bank Rate is likely to rise significantly within the time horizon being considered, then consideration will be given to keeping most investments as being short term or variable.
- Conversely, if it is thought that Bank Rate is likely to fall within that time period, consideration will be given to locking in higher rates currently obtainable, for longer periods.

3.50 Investment returns expectations

3.51 The suggested budgeted investment earnings rates provided by Link Group for returns on investments placed or periods up to about three months during each financial year are as follows:

| | |
|-------------|-------|
| 2022/23 | 0.50% |
| 2023/24 | 0.75% |
| 2024/25 | 1.00% |
| 2025/26 | 1.25% |
| Later years | 2.00% |

3.52 Investment treasury indicator and limit

3.53 The Investment treasury indicator and limit - total principal funds invested for greater than 365 days. These limits are set with regard to the Council's liquidity requirements and to reduce the need for early sale of an investment and are based on the availability of funds after each yearend.

3.54 The Council is asked to approve the following treasury indicator and limit:

| Upper limit for principal sums invested for longer than 365 days | | | |
|--|----------------|----------------|----------------|
| £m | 2021/22 | 2022/23 | 2023/24 |
| Principal sums invested for longer than 365 days | £10m | £10m | £10m |
| Current investments as at 31.12.21 in excess of 1 year maturing in each year | Nil | Nil | Nil |

- 3.55 For its cash flow generated balances, the Council will seek to utilise its business reserve instant access accounts, money market funds and short-dated deposits.
- 3.56 **Investment performance / risk benchmarking** – This Council will use an investment benchmark to assess the investment performance of its investment portfolio of overnight, 7 day, 1, 3, 6 or 12 month compounded / SONIA.
- 3.57 Treasury Management Practice – Credit and Counterparty Risk Management
- 3.58 Specified Investments - All such investments will be sterling denominated with maturities up to maximum of 1 year (except for deposits with local authorities which can be for any period), meeting the minimum 'high' quality criteria where applicable. (If a deposit is made for say 2 years, it starts as being a non-specified investment and remains as a non-specified investment even when it's time to maturity falls under 12 months). The criteria, time limits and monetary limits applying to institutions or investment vehicles are.

| Institution | Maximum Investment per Group/Institution | Maximum Length | Credit Rating/Other Assessment of Risk |
|-------------------------|---|-----------------------|---|
| UK Banks | £40m | Up to 364 days | As per Link's matrices |
| Foreign Banks | £5m | Up to 364 days | As per Link's matrices |
| Other Local Authorities | £25m | Up to 5 years | N/A |

- 3.59 **Non specified Investments** - These are any investments which do not meet the specified investment criteria. A variety of investment instruments will be used, subject to the credit quality of the institution, and depending on the type of investment made, it will fall into one of the above categories. The criteria, time limits and monetary limits applying to institutions or investment vehicles are:

| Institution | Maximum Investment per Group/Institution | Maximum Length | Credit Rating/Other Assessment of Risk |
|--------------------------------|---|-----------------------|---|
| UK Banks | £10m (£5m limit with any one institution) | Up to 2 years | As per Link's matrices |
| Foreign Banks | £2m | Up to 2 years | As per Link's matrices |
| Money Market Funds (max. of 5) | £10m | N/A | All are AAA rated |
| Other Local Authorities | £10m | Up to 5 years | N/A |

Note: Limits for Specified and Non-Specified are combined limits. The maximum limit will also apply to a banking group as a whole.

- 3.60 In addition to treasury management investment activity, local authorities can utilise their powers to borrow in order to invest in other financial assets. Such activity includes loans supporting service

outcomes, investment in or loans to subsidiaries, and investment property portfolios primarily for a financial return. Whilst these impact on treasury management activity, they are managed outside of this Treasury Management Strategy and approved separately as part of the Council's Capital expenditure plans arising from its Capital Strategy. Regulator concerns in relation to the extent of this activity have resulted in recent updates to CIPFA professional Codes of Practice including the Treasury Management Code. Whilst no national monetary, financial, or other controls or limits are in place currently, regulations have been updated to ensure the risks and implications of such activities are clearly governed and understood over a long term period.

3.61 Approved Countries for Investments

3.62 This list is based on those countries which have sovereign ratings of AA- or higher, (we show the lowest rating from Fitch, Moody's, and S&P) and also, (except - at the time of writing - for Hong Kong, Norway and Luxembourg), have banks operating in sterling markets which have credit ratings of green or above in the Link Asset Services credit worthiness service.

3.63 Based on lowest available rating

➤ **AAA**

| | |
|-------------|------------|
| Australia | Denmark |
| Germany | Luxembourg |
| Netherlands | Norway |
| Singapore | Sweden |
| Switzerland | |

➤ **AA+**

| | |
|---------|--------|
| Canada | U.S.A. |
| Finland | |

➤ **AA**

| | |
|-----------------|--------|
| Abu Dhabi (UAE) | France |
|-----------------|--------|

➤ **AA-**

| | |
|---------|-----------|
| Belgium | Hong Kong |
| Qatar | U.K. |

3.64 **Prospect for Interest rates** - The Council has appointed Link Asset Services as its treasury advisor and part of their service is to assist the Council to formulate a view on interest rates, their latest update is provided at Appendix C and D.

Treasury Management Scheme of Delegation

3.65 The governance of the key decisions is set out below:

➤ **Full Council**

- approval of annual strategy

➤ **Audit Committee**

- reviewing the treasury management policy and procedures and making recommendations to the responsible body.

➤ **Cabinet**

- receiving and reviewing reports on treasury management policies, practices and activities
- approval of amendments to the Authority's adopted clauses, treasury management policy statement and treasury management practices
- budget consideration and approval
- approval of the division of responsibilities
- receiving and reviewing regular monitoring reports and acting on recommendations
- approving the selection of external service providers.

The Treasury Management Role of the Section 151 Officer

3.66 The role of the section 151 officer is set out below:

- recommending clauses, treasury management policy/practices for approval, reviewing the same regularly, and monitoring compliance
- submitting regular treasury management policy reports
- submitting budgets and budget variations
- receiving and reviewing management information reports
- reviewing the performance of the treasury management function
- ensuring the adequacy of treasury management resources and skills, and the effective division of responsibilities within the treasury management function
- ensuring the adequacy of internal audit, and liaising with external audit
- recommending the appointment of external service providers.

3.67 The above list of specific responsibilities of the S151 officer in the 2017 Treasury Management Code has not changed. However, implicit in the changes in both codes, is a major extension of the functions of this role:

- preparation of a capital strategy to include capital expenditure, capital financing, and treasury management, with a long term timeframe (say 20+ years – to be determined in accordance with local priorities).
- ensuring that the capital strategy is prudent, sustainable, affordable and prudent in the long term and provides value for money.
- ensuring that due diligence has been carried out on all investments and is in accordance with the risk appetite of the authority.

Appendix A - Capital Programme 2022/27

| | 2021-22 £'m | 2022-23 £'m | 2023-24 £'m | 2024-25 £'m | 2025-26 £'m | 2026-27 £'m | Total £'m |
|--|----------------|----------------|----------------|----------------|----------------|----------------|----------------|
| Education | | | | | | | |
| Ysgol Bro Hyddgen | 0.835 | 2.488 | 15.543 | 16.708 | 11.000 | | 46.574 |
| Welshpool C in W School | 0.050 | | | | | | 0.050 |
| Ysgol Gymraeg y Trallwng | 3.374 | 4.961 | 0.125 | | | | 8.460 |
| Ysgol Brynllwarch | 0.602 | 1.500 | 3.048 | 3.497 | | | 8.647 |
| Ysgol Cedewain | 0.700 | 15.090 | 6.482 | | | | 22.272 |
| Other 21st Century School Schemes | 2.121 | 0.544 | 9.610 | 11.487 | 4.500 | 4.000 | 32.262 |
| Schools Major Improvements | 5.723 | 3.285 | 1.000 | 1.000 | 1.000 | 1.000 | 13.008 |
| Schools Other | 0.209 | | | | | | 0.209 |
| Child Care Grant | 2.859 | | | | | | 2.859 |
| | 16.472 | 27.868 | 35.808 | 32.692 | 16.500 | 5.000 | 134.340 |
| Highways, Transport and Recycling | | | | | | | |
| Integrated Transport | 0.406 | | | | | | 0.406 |
| Highways Lighting | 1.536 | 1.250 | 1.200 | 1.000 | 1.000 | 1.000 | 6.986 |
| Highways Strengthening | 2.765 | 0.125 | | | | | 2.890 |
| Structures Strengthening | 0.550 | 0.550 | 0.600 | 0.500 | 0.100 | 0.200 | 2.500 |
| Structural Maintenance - Roads | 4.910 | 6.500 | 6.500 | 5.000 | 5.000 | 5.000 | 32.910 |
| Road Safety & Small Schemes | 0.020 | | | | | | 0.020 |
| Salt Barns | 0.029 | 0.030 | 0.750 | | | | 0.809 |
| Safe Route In Communities | 0.050 | | | | | | 0.050 |
| Newtown De-Trunking Works | 1.014 | | | | | | 1.014 |
| Countryside & Outdoor Recreation | 0.591 | 0.377 | 0.115 | 0.015 | 0.015 | 0.015 | 1.128 |
| Recycling | 0.840 | 1.786 | | | | | 2.626 |
| Local Transport Fund | 1.155 | | | | | | 1.155 |
| Vehicle Replacement | 9.183 | 2.045 | 1.215 | 5.202 | 3.710 | 2.651 | 24.006 |
| Community Transport Enhancement | 0.031 | | | | | | 0.031 |
| Major Strategic Schemes | 1.549 | 1.500 | 1.500 | 1.500 | 1.500 | 1.500 | 9.049 |
| Flood Alleviation Schemes | 0.630 | | | | | | 0.630 |
| Active Travel Fund | 2.108 | | | | | | 2.108 |
| | 27.368 | 14.163 | 11.880 | 13.217 | 11.325 | 10.366 | 88.319 |

| | 2021-22 £'m | 2022-23 £'m | 2023-24 £'m | 2024-25 £'m | 2025-26 £'m | 2026-27 £'m | Total £'m |
|---|----------------|----------------|----------------|----------------|----------------|----------------|---------------|
| Property, Planning and Public Protection | | | | | | | |
| Regulatory Services | 0.379 | | | | | | 0.379 |
| Closed Landfill Sites | | | | | | | 0.000 |
| County Farms | 0.296 | 0.100 | 0.100 | | | | 0.496 |
| Business Parks | 1.861 | | | | | | 1.861 |
| Office Accommodation | 0.775 | | | | | | 0.775 |
| Depots | 0.075 | | | | | | 0.075 |
| | 3.386 | 0.100 | 0.100 | 0.000 | 0.000 | 0.000 | 3.586 |
| Housing & Community Development | | | | | | | |
| Libraries | 0.097 | | | | | | 0.097 |
| Sports and Leisure Centres | 3.127 | 0.714 | 0.842 | | | | 4.683 |
| Arts and Museums | 0.088 | | | | | | 0.088 |
| General Fund Housing | 2.362 | | | | | | 2.362 |
| Safe, Warm & Secure | 0.200 | 0.200 | 0.200 | 0.200 | 0.200 | 0.200 | 1.200 |
| Co2I | 0.048 | 0.048 | 0.048 | 0.048 | 0.048 | 0.048 | 0.288 |
| Disabled Adaptation | 1.300 | 1.300 | 1.300 | 1.300 | 1.300 | 1.300 | 7.800 |
| Enable | 0.096 | | | | | | 0.096 |
| Landlord Loans | 0.200 | 0.200 | 0.200 | 0.200 | 0.200 | 0.200 | 1.200 |
| | 7.519 | 2.462 | 2.590 | 1.748 | 1.748 | 1.748 | 17.815 |
| Regeneration | | | | | | | |
| Economic Development | 4.096 | 1.942 | | | | | 6.038 |
| C.E.S.F. | 0.001 | | | | | | 0.001 |
| Levelling Up | 3.210 | 7.216 | 12.300 | 0.486 | | | 23.212 |
| | 7.307 | 9.159 | 12.300 | 0.486 | 0.000 | 0.000 | 29.252 |
| Information Services | | | | | | | |
| Hwb In Schools | 0.493 | | | | | | 0.493 |
| IT Refresh Strategy | 0.330 | 0.230 | 0.390 | 0.350 | 0.350 | 0.350 | 2.000 |
| IT Infrastructure | 0.022 | | | | | | 0.022 |
| Switches / Wi-Fi | 0.010 | | | | | | 0.010 |
| Other IT | 0.042 | | | | | | 0.042 |
| Finance System | 0.024 | | | | | | 0.024 |
| Share Point | 0.015 | 0.070 | | | | | 0.085 |
| System Rationalisation | 0.140 | 0.065 | | | | | 0.205 |
| Cyber Security Improvement | 0.114 | 0.100 | 0.100 | 0.100 | | | 0.414 |
| Cloud Services | 0.115 | 0.350 | | | | | 0.465 |
| Unified Communications | 0.350 | | | | | | 0.350 |
| | 1.656 | 0.815 | 0.490 | 0.450 | 0.350 | 0.350 | 4.111 |

| | 2021-22 £'m | 2022-23 £'m | 2023-24 £'m | 2024-25 £'m | 2025-26 £'m | 2026-27 £'m | Total £'m |
|--------------------------------------|----------------|----------------|----------------|----------------|----------------|----------------|----------------|
| Childrens' Services | | | | | | | |
| Redevelopment Golwg y Bannau | 0.060 | | | | | | 0.060 |
| Priory C In W Primary School | 0.970 | | | | | | 0.970 |
| Open Door Former Oldford School | 0.537 | | | | | | 0.537 |
| Play Opportunities Grant | 0.199 | | | | | | 0.199 |
| | 1.766 | 0.000 | 0.000 | 0.000 | 0.000 | 0.000 | 1.766 |
| Adult Services, Commissioning | | | | | | | |
| Care Homes | 0.320 | 0.100 | 0.110 | | | | 0.529 |
| Arlais/Lant Avenue | 0.023 | | | | | | 0.023 |
| Substance Misuse Funding | 0.058 | | | | | | 0.058 |
| Telecare | 0.000 | 0.112 | | | | | 0.112 |
| Mobile Working and Transformation | | 0.100 | | | | | 0.100 |
| Innovative Use of Robotics | | 0.400 | | | | | 0.400 |
| Community Equipment | 0.130 | | | | | | 0.130 |
| Castell Y Dail, Newtown | 0.098 | | | | | | 0.098 |
| | 0.628 | 0.712 | 0.110 | 0.000 | 0.000 | 0.000 | 1.450 |
| Corporate | | | | | | | |
| Small Capital Bids | 0.000 | 0.500 | 0.500 | 0.500 | 0.500 | 0.500 | 2.500 |
| Pipeline Projects | 1.268 | 5.547 | 0.750 | 0.540 | | | 8.105 |
| Mid Wales Growth Deal | | 2.000 | 2.000 | 2.000 | 2.000 | 2.000 | 10.000 |
| Unallocated | 0.183 | | | | | | 0.183 |
| Transformation | 3.600 | | | | | | 3.600 |
| | 4.868 | 8.047 | 3.250 | 3.040 | 2.500 | 2.500 | 24.205 |
| Total | 70.970 | 63.326 | 66.527 | 51.633 | 32.423 | 19.964 | 304.843 |
| Financed by | | | | | | | |
| Supported Borrowing | 10.254 | 5.748 | 4.595 | 4.595 | 4.595 | 4.595 | 34.382 |
| Prudential Borrowing | 18.296 | 24.230 | 14.715 | 9.289 | 12.738 | 3.522 | 82.790 |
| Welsh Government Grant | 19.753 | 17.097 | 26.465 | 25.865 | 5.184 | 3.000 | 97.364 |
| General Capital Grant | 4.598 | 3.167 | 4.598 | 4.598 | 4.598 | 4.598 | 26.157 |
| Other Grants | 4.947 | 6.575 | 11.720 | 0.486 | | | 23.728 |
| Capital Receipts | 4.266 | 2.248 | 2.248 | 1.248 | 1.248 | 1.248 | 12.506 |
| Revenue/Reserves | 8.856 | 4.260 | 2.185 | 5.552 | 4.060 | 3.001 | 27.914 |
| | 70.970 | 63.326 | 66.527 | 51.633 | 32.423 | 19.964 | 304.843 |

| | 2021-22 £'m | 2022-23 £'m | 2023-24 £'m | 2024-25 £'m | 2025-26 £'m | 2026-27 £'m | Total £'m |
|--------------------------------|----------------|----------------|----------------|----------------|----------------|----------------|----------------|
| Housing Revenue Account | | | | | | | |
| Welsh Housing Quality Standard | 8.216 | 8.852 | 7.018 | 5.645 | 5.693 | 6.646 | 42.070 |
| Community Alarms | | 0.300 | 0.300 | | | | 0.600 |
| Compliance 100 | 0.370 | 0.500 | 0.500 | 0.350 | 0.250 | 0.250 | 2.220 |
| Fit For Life | 2.430 | 1.950 | 1.650 | 1.450 | 0.250 | 0.250 | 7.980 |
| Green Powys | 0.450 | 0.415 | 0.425 | 0.575 | 0.575 | 0.500 | 2.940 |
| Rapid Response Fund | 0.100 | 0.100 | 0.100 | 0.100 | 0.100 | 0.100 | 0.600 |
| Love Where You Live | 0.488 | 1.275 | 1.350 | 0.950 | 0.650 | 0.250 | 4.963 |
| Enable (HRA) | 0.096 | | | | | | 0.096 |
| Replacement Sewage Plant | 0.015 | | | | | | 0.015 |
| Housing R&M System | 0.220 | | | | | | 0.220 |
| Housing Vehicles | | 1.037 | | | | | 1.037 |
| New Builds / Repurchase | 12.822 | 11.122 | 21.780 | 24.363 | 16.125 | 13.756 | 99.968 |
| | 25.208 | 25.550 | 33.123 | 33.434 | 23.643 | 21.752 | 162.710 |
| Financed by | | | | | | | |
| Prudential Borrowing | 8.951 | 12.881 | 20.491 | 20.802 | 12.011 | 10.120 | 85.256 |
| Welsh Government Grant | 9.425 | 5.832 | 5.832 | 5.832 | 5.832 | 5.832 | 38.585 |
| Capital Receipts | | | 1.000 | 1.000 | | | 2.000 |
| Revenue/Reserves | 6.831 | 6.837 | 5.800 | 5.800 | 5.800 | 5.800 | 36.868 |
| | 25.208 | 25.550 | 33.123 | 33.434 | 23.643 | 21.752 | 162.710 |

Appendix B - Capital Receipt Policy

Introduction

This policy is introduced to provide guidance to Senior Managers on the rules governing the application of Capital Receipts in Powys County Council. This guidance has been drafted in line with the two codes of practice issued by the Chartered Institute of Public Finance and Accountancy (CIPFA). These publications are:

- The Prudential Code for Capital Finance in Local Authorities
- The Code of Practice on Local Authority Accounting

The two publications referred to above contain guidance on capital receipts and local authority accounting that complements guidance issued by the Welsh Government.

In England and Wales, capital receipts are defined by Section 9(1) of the Local Government Act 2003 to include all instances where property, plant or equipment is disposed of for cash (subject to a £10,000 de minimis). All references to Capital Receipts in this policy therefore refers to this definition.

Application

This guidance should be read alongside any relevant direction issued by Welsh Ministers.

Use of Capital Receipts

The current policy for the use of Capital Receipts is contained in the Corporate Asset Policy.

- Capital Receipts will normally be credited to the Central Fund and will be used to progress the Council's principal objectives defined in the Corporate Improvement Plan. However, up to 4% of the capital receipt may be reclaimed by Property as permitted and approved costs of sale.
- Capital receipts from the sale of Farm or Agricultural land under the County Farm Estate and property vested in the HRA will be subject to the following apportionment:

This policy proposes the use of Capital Receipts to continue to be based on the following:

| Type | Service Area | Corporate |
|------------------------|--------------|-----------|
| Agricultural | 0% | 100% |
| HRA Dwellings and Land | 100% | 0% |
| Home finder receipts | 100% | 0% |
| Vehicles | 100% | 0% |

Appendix C – Economic Background - 22nd December 2021

The Council has appointed Link Group as its treasury advisor who have provided the following Economic Background.

COVID-19 vaccines.

These were the game changer during 2021 which raised high hopes that life in the UK would be able to largely return to normal in the second half of the year. However, the bursting onto the scene of the Omicron mutation at the end of November, rendered the initial two doses of all vaccines largely ineffective in preventing infection. This has dashed such hopes and raises the spectre again that a fourth wave of the virus could overwhelm hospitals in early 2022. What we now know is that this mutation is very fast spreading with the potential for total case numbers to double every two to three days, although it possibly may not cause so much severe illness as previous mutations. Rather than go for full lockdowns which heavily damage the economy, the government strategy this time is focusing on getting as many people as possible to have a third (booster) vaccination after three months from the previous last injection, as a booster has been shown to restore a high percentage of immunity to Omicron to those who have had two vaccinations. There is now a race on between how quickly boosters can be given to limit the spread of Omicron, and how quickly will hospitals fill up and potentially be unable to cope. In the meantime, workers have been requested to work from home and restrictions have been placed on large indoor gatherings and hospitality venues. With the household saving rate having been exceptionally high since the first lockdown in March 2020, there is plenty of pent-up demand and purchasing power stored up for services in sectors like restaurants, travel, tourism and hotels which had been hit hard during 2021, but could now be hit hard again by either, or both, of government restrictions and/or consumer reluctance to leave home. Growth will also be lower due to people being ill and not working, similar to the pingdemic in July. The economy, therefore, faces significant headwinds although some sectors have learned how to cope well with Covid. However, the biggest impact on growth would come from another lockdown if that happened. The big question still remains as to whether any further mutations of this virus could develop which render all current vaccines ineffective, as opposed to how quickly vaccines can be modified to deal with them and enhanced testing programmes be implemented to contain their spread until tweaked vaccines become widely available.

A SUMMARY OVERVIEW OF THE FUTURE PATH OF BANK RATE

- In December, the Bank of England became the first major western central bank to put interest rates up in this upswing in the current business cycle in western economies as recovery progresses from the Covid recession of 2020.
- The next increase in Bank Rate could be in February or May, dependent on how severe an impact there is from Omicron.
- If there are lockdowns in January, this could pose a barrier for the MPC to putting Bank Rate up again as early as 3rd February.
- With inflation expected to peak at around 6% in April, the MPC may want to be seen to be active in taking action to counter inflation on 5th May, the release date for its Quarterly Monetary Policy Report.
- The December 2021 MPC meeting was more concerned with combating inflation over the medium term than supporting economic growth in the short term.
- Bank Rate increases beyond May are difficult to forecast as inflation is likely to drop sharply in the second half of 2022.
- However, the MPC will want to normalise Bank Rate over the next three years so that it has its main monetary policy tool ready to use in time for the next down-turn; all rates under 2% are providing stimulus to economic growth.
- We have put year end 0.25% increases into Q1 of each financial year from 2023 to recognise this upward bias in Bank Rate - but the actual timing in each year is difficult to predict.
- Covid remains a major potential downside threat in all three years as we ARE likely to get further mutations.

- How quickly can science come up with a mutation proof vaccine, or other treatment, – and for them to be widely administered around the world?
- Purchases of gilts under QE ended in December. Note that when Bank Rate reaches 0.50%, the MPC has said it will start running down its stock of QE.

MPC MEETING 16th DECEMBER 2021

- The Monetary Policy Committee (MPC) voted 8-1 to raise Bank Rate by 0.15% from 0.10% to 0.25% and unanimously decided to make no changes to its programme of quantitative easing purchases due to finish in December 2021 at a total of £895bn.
- The MPC disappointed financial markets by not raising Bank Rate at its November meeting. Until Omicron burst on the scene, most forecasters, therefore, viewed a Bank Rate increase as being near certain at this December meeting due to the way that inflationary pressures have been comprehensively building in both producer and consumer prices, and in wage rates. However, at the November meeting, the MPC decided it wanted to have assurance that the labour market would get over the end of the furlough scheme on 30th September without unemployment increasing sharply; their decision was, therefore, to wait until statistics were available to show how the economy had fared at this time.
- **On 10th December we learnt of the disappointing 0.1% m/m rise in GDP** in October which suggested that economic growth had already slowed to a crawl even before the Omicron variant was discovered in late November. Early evidence suggests growth in November might have been marginally better. Nonetheless, at such low rates of growth, the government's "Plan B" COVID-19 restrictions could cause the economy to contract in December.
- **On 14th December, the labour market statistics** for the three months to October and the single month of October were released. The fallout after the furlough scheme was smaller and shorter than the Bank of England had feared. The single-month data were more informative and showed that LFS employment fell by 240,000, unemployment increased by 75,000 and the unemployment rate rose from 3.9% in September to 4.2%. However, the weekly data suggested this didn't last long as unemployment was falling again by the end of October. What's more, the 49,700 fall in the claimant count and the 257,000 rise in the PAYE measure of company payrolls suggests that the labour market strengthened again in November. The other side of the coin was a further rise in the number of vacancies from 1.182m to a record 1.219m in the three months to November which suggests that the supply of labour is struggling to keep up with demand, although the single-month figure for November fell for the first time since February, from 1.307m to 1.227m.
- These figures by themselves, would probably have been enough to give the MPC the assurance that it could press ahead to raise Bank Rate at this December meeting. However, the advent of Omicron potentially threw a spanner into the works as it poses a major headwind to the economy which, of itself, will help to cool the economy. The financial markets, therefore, swung round to expecting no change in Bank Rate.
- **On 15th December we had the CPI inflation** figure for November which spiked up further from 4.2% to 5.1%, confirming again how inflationary pressures have been building sharply. However, Omicron also caused a sharp fall in world oil and other commodity prices; (gas and electricity inflation has generally accounted on average for about 60% of the increase in inflation in advanced western economies).
- **Other elements of inflation are also transitory** e.g., prices of goods being forced up by supply shortages, and shortages of shipping containers due to ports being clogged have caused huge increases in shipping costs. But these issues are likely to clear during 2022, and then prices will subside back to more normal levels. Gas prices and electricity prices will also fall back once winter is passed and demand for these falls away.

- Although it is possible that the Government could step in with some **fiscal support for the economy**, the huge cost of such support to date is likely to pose a barrier to incurring further major economy wide expenditure unless it is very limited and targeted on narrow sectors like hospitality, (as announced just before Christmas). The Government may well, therefore, effectively leave it to the MPC, and to monetary policy, to support economic growth – but at a time when the threat posed by rising inflation is near to peaking!
- This is the adverse set of factors against which the MPC had to decide on Bank Rate. For the second month in a row, the MPC blind-sided financial markets, this time with a **surprise increase in Bank Rate from 0.10% to 0.25%**. What's more, the hawkish tone of comments indicated that the MPC is now concerned that inflationary pressures are indeed building and need concerted action by the MPC to counter. This indicates that there will be more increases to come with financial markets predicting 1% by the end of 2022. The 8-1 vote to raise the rate shows that there is firm agreement that inflation now poses a threat, especially after the CPI figure hit a 10-year high this week. The MPC commented that “there has been significant upside news” and that “there were some signs of greater persistence in domestic costs and price pressures”.
- On the other hand, it did also comment that “**the Omicron variant is likely to weigh on near-term activity**”. But it stressed that at the November meeting it had said it would raise rates if the economy evolved as it expected and that now “these conditions had been met”. It also appeared more worried about the possible boost to inflation from Omicron itself. It said that “the current position of the global and UK economies was materially different compared with prior to the onset of the pandemic, including elevated levels of consumer price inflation”. It also noted the possibility that renewed social distancing would boost demand for goods again, (as demand for services would fall), meaning “global price pressures might persist for longer”. (Recent news is that the largest port in the world in China has come down with an Omicron outbreak which is not only affecting the port but also factories in the region.)
- On top of that, there were no references this month to inflation being expected to be below the **2% target in two years' time**, which at November's meeting the MPC referenced to suggest the markets had gone too far in expecting interest rates to rise to over 1.00% by the end of the year.
- These comments indicate that there has been a material reappraisal by the MPC of the inflationary pressures since their last meeting and the Bank also increased its forecast for inflation to peak at 6% next April, rather than at 5% as of a month ago. However, as the Bank retained its guidance that only a “**modest tightening**” in policy will be required, it cannot be thinking that it will need to increase interest rates that much more. A typical policy tightening cycle has usually involved rates rising by 0.25% four times in a year. “Modest” seems slower than that. As such, the Bank could be thinking about raising interest rates two or three times next year to 0.75% or 1.00%.
- In as much as a considerable part of the inflationary pressures at the current time are indeed **transitory**, and will naturally subside, and since economic growth is likely to be weak over the next few months, this would appear to indicate that this tightening cycle is likely to be comparatively short.
- As for the timing of the next increase in Bank Rate, the MPC dropped the comment from November's statement that Bank Rate would be raised “in the coming months”. That may imply another rise is unlikely at the next meeting in February and that May is more likely. However, much could depend on how adversely, or not, the economy is affected by Omicron in the run up to the next meeting on 3rd February. Once 0.50% is reached, the Bank would act to start shrinking its stock of QE, (gilts purchased by the Bank would not be replaced when they mature).
- **The MPC's forward guidance on its intended monetary policy** on raising Bank Rate versus selling (quantitative easing) holdings of bonds is as follows: -

- Raising Bank Rate as “the active instrument in most circumstances”.
 - Raising Bank Rate to 0.50% before starting on reducing its holdings.
 - Once Bank Rate is at 0.50% it would stop reinvesting maturing gilts.
 - Once Bank Rate had risen to at least 1%, it would start selling its holdings.
- **US.** Shortages of goods and intermediate goods like semi-conductors, have been fuelling increases in prices and reducing economic growth potential. In November, **CPI inflation hit a near 40-year record level of 6.8%** but with energy prices then falling sharply, this is probably the peak. The biggest problem for the Fed is the mounting evidence of a strong pick-up in cyclical price pressures e.g., in rent which has hit a decades high.
 - **Shortages of labour** have also been driving up wage rates sharply; this also poses a considerable threat to feeding back into producer prices and then into consumer prices inflation. It now also appears that there has been a sustained drop in the labour force which suggests the pandemic has had a longer-term scarring effect in reducing potential GDP. Economic growth may therefore be reduced to between 2 and 3% in 2022 and 2023 while core inflation is likely to remain elevated at around 3% in both years instead of declining back to the Fed’s 2% central target.
 - Inflation hitting 6.8% and the feed through into second round effects, meant that it was near certain that the **Fed’s meeting of 15th December** would take aggressive action against inflation. Accordingly, the rate of tapering of monthly \$120bn QE purchases announced at its November 3rd meeting. was doubled so that all purchases would now finish in February 2022. In addition, Fed officials had started discussions on running down the stock of QE held by the Fed. Fed officials also expected three rate rises in 2022 of 0.25% from near zero currently, followed by three in 2023 and two in 2024, taking rates back above 2% to a neutral level for monetary policy. The first increase could come as soon as March 2022 as the chairman of the Fed stated his view that the economy had made rapid progress to achieving the other goal of the Fed – “maximum employment”. The Fed forecast that inflation would fall from an average of 5.3% in 2021 to 2.6% in 2023, still above its target of 2% and both figures significantly up from previous forecasts. What was also significant was that this month the Fed dropped its description of the current level of inflation as being “transitory” and instead referred to “elevated levels” of inflation: the statement also dropped most of the language around the flexible average inflation target, with inflation now described as having exceeded 2 percent “for some time”. It did not see Omicron as being a major impediment to the need to act now to curtail the level of inflationary pressures that have built up, although Fed officials did note that it has the potential to exacerbate supply chain problems and add to price pressures.
See also comments in paragraph 3.3 under PWLB rates and gilt yields.
 - **EU.** The slow roll out of vaccines initially delayed **economic recovery** in early 2021 but the vaccination rate then picked up sharply. After a contraction of -0.3% in Q1, Q2 came in with strong growth of 2%. With Q3 at 2.2%, the EU recovery was then within 0.5% of its pre Covid size. However, the arrival of Omicron is now a major headwind to growth in quarter 4 and the expected downturn into weak growth could well turn negative, with the outlook for the first two months of 2022 expected to continue to be very weak.
 - **November’s inflation figures** breakdown shows that the increase in price pressures is not just due to high energy costs and global demand-supply imbalances for durable goods as services inflation also rose. Headline inflation reached 4.9% in November, with over half of that due to energy. However, oil and gas prices are expected to fall after the winter and so energy inflation is expected to plummet in 2022. Core goods inflation rose to 2.4% in November, its second highest ever level, and is likely to remain high for some time as it will take a long time for the inflationary impact of global imbalances in the demand and supply of durable goods to disappear. Price pressures also increased in the services sector, but wage growth remains subdued and there are no signs of a trend of faster wage growth which might lead to *persistently* higher services inflation - which would get the ECB concerned. The upshot is that the euro-zone is set for a prolonged period of inflation being above the ECB’s target of 2% and it is likely to average 3% in 2022, in line with the ECB’s latest projection.
 - **ECB tapering.** The ECB has joined with the Fed by also announcing at its meeting on 16th December that it will be reducing its QE purchases - by half from October 2022, i.e., it will still be providing significant stimulus via QE purchases for over half of next year. However, as inflation will fall back

sharply during 2022, it is likely that it will leave its central rate below zero, (currently -0.50%), over the next two years. The main struggle that the ECB has had in recent years is that inflation has been doggedly anaemic in sticking below the ECB's target rate despite all its major programmes of monetary easing by cutting rates into negative territory and providing QE support.

- The ECB will now also need to consider the impact of **Omicron** on the economy, and it stated at its December meeting that it is prepared to provide further QE support if the pandemic causes bond yield spreads of peripheral countries, (compared to the yields of northern EU countries), to rise. However, that is the only reason it will support peripheral yields, so this support is limited in its scope.
- The EU has entered a **period of political uncertainty** where a new German government formed of a coalition of three parties with Olaf Scholz replacing Angela Merkel as Chancellor in December 2021, will need to find its feet both within the EU and in the three parties successfully working together. In France there is a presidential election coming up in April 2022 followed by the legislative election in June. In addition, Italy needs to elect a new president in January with Prime Minister Draghi being a favourite due to having suitable gravitas for this post. However, if he switched office, there is a significant risk that the current government coalition could collapse. That could then cause differentials between Italian and German bonds to widen when 2022 will also see a gradual running down of ECB support for the bonds of weaker countries within the EU. These political uncertainties could have repercussions on economies and on Brexit issues.
- **CHINA.** After a concerted effort to get on top of the virus outbreak in Q1 2020, economic recovery was strong in the rest of **2020**; this enabled China to recover all the initial contraction. During 2020, policy makers both quashed the virus and implemented a programme of monetary and fiscal support that was particularly effective at stimulating short-term growth. At the same time, China's economy benefited from the shift towards online spending by consumers in developed markets. These factors helped to explain its comparative outperformance compared to western economies during 2020 and earlier in 2021.
- However, the pace of economic growth has now fallen back in **2021** after this initial surge of recovery from the pandemic and looks likely to be particularly weak in 2022. China has been struggling to contain the spread of the Delta variant through using sharp local lockdowns - which depress economic growth. Chinese consumers are also being very wary about leaving home and so spending money on services. However, with Omicron having now spread to China, and being much more easily transmissible, this strategy of sharp local lockdowns to stop the virus may not prove so successful in future. In addition, the current pace of providing boosters at 100 billion per month will leave much of the 1.4 billion population exposed to Omicron, and any further mutations, for a considerable time. The **People's Bank of China** made a start in December 2021 on cutting its key interest rate marginally to stimulate economic growth. However, after credit has already expanded by around 25% in just the last two years, it will probably leave the heavy lifting in supporting growth to fiscal stimulus by central and local government.
- Supply shortages, especially of coal for power generation, were causing widespread power cuts to industry during the second half of 2021 and so a sharp disruptive impact on some sectors of the economy. In addition, recent regulatory actions motivated by a political agenda to channel activities into officially approved directions, are also likely to reduce the dynamism and long-term growth of the Chinese economy.
- **JAPAN.** 2021 has been a patchy year in combating Covid. However, recent business surveys indicate that the economy has been rebounding rapidly in 2021 once the bulk of the population had been double vaccinated and new virus cases had plunged. However, Omicron could reverse this initial success in combating Covid.
- The Bank of Japan is continuing its **very loose monetary policy** but with little prospect of getting inflation back above 1% towards its target of 2%, any time soon: indeed, inflation was negative in July. New Prime Minister Kishida, having won the November general election, brought in a supplementary budget to boost growth, but it is unlikely to have a major effect.
- **WORLD GROWTH.** World growth was in recession in 2020 but recovered during 2021 until starting to lose momentum in the second half of the year, though overall growth for the year is expected to be about 6% and to be around 4-5% in 2022. Inflation has been rising due to increases in gas and electricity prices, shipping costs and supply shortages, although these should subside during 2022.

While headline inflation will fall sharply, core inflation will probably not fall as quickly as central bankers would hope. It is likely that we are heading into a period where there will be a **reversal of world globalisation** and a decoupling of western countries from dependence on China to supply products, and vice versa. This is likely to reduce world growth rates from those in prior decades.

- **SUPPLY SHORTAGES.** The pandemic and extreme weather events, followed by a major surge in demand after lockdowns ended, have been highly disruptive of extended worldwide supply chains. Major queues of ships unable to unload their goods at ports in New York, California and China built up rapidly during quarters 2 and 3 of 2021 but then halved during quarter 4. Such issues have led to a misdistribution of shipping containers around the world and have contributed to a huge increase in the cost of shipping. Combined with a shortage of semi-conductors, these issues have had a disruptive impact on production in many countries. The latest additional disruption has been a shortage of coal in China leading to power cuts focused primarily on producers (rather than consumers), i.e., this will further aggravate shortages in meeting demand for goods. Many western countries are also hitting up against a difficulty in filling job vacancies. It is expected that these issues will be gradually sorted out, but they are currently contributing to a spike upwards in inflation and shortages of materials and goods available to purchase.

Appendix D – Interest Rate Forecasts – 22nd December 2021

The Council has appointed Link Group as its treasury advisor and part of their service is to assist the Council to formulate a view on interest rates. These are forecasts for certainty rates, gilt yields plus 80bps:

| Link Group Interest Rate View 20.12.21 | | | | | | | | | | | | | | |
|--|--------|--------|--------|--------|--------|--------|--------|--------|--------|--------|--------|--------|--------|--------|
| | Dec-21 | Mar-22 | Jun-22 | Sep-22 | Dec-22 | Mar-23 | Jun-23 | Sep-23 | Dec-23 | Mar-24 | Jun-24 | Sep-24 | Dec-24 | Mar-25 |
| BANK RATE | 0.25 | 0.25 | 0.50 | 0.50 | 0.50 | 0.75 | 0.75 | 0.75 | 0.75 | 1.00 | 1.00 | 1.00 | 1.00 | 1.25 |
| 3 month ave earnings | 0.20 | 0.30 | 0.50 | 0.50 | 0.60 | 0.70 | 0.80 | 0.90 | 0.90 | 1.00 | 1.00 | 1.00 | 1.00 | 1.00 |
| 6 month ave earnings | 0.40 | 0.50 | 0.60 | 0.60 | 0.70 | 0.80 | 0.90 | 1.00 | 1.00 | 1.10 | 1.10 | 1.10 | 1.10 | 1.10 |
| 12 month ave earnings | 0.70 | 0.70 | 0.70 | 0.70 | 0.80 | 0.90 | 1.00 | 1.10 | 1.10 | 1.20 | 1.20 | 1.20 | 1.20 | 1.20 |
| 5 yr PWLB | 1.40 | 1.50 | 1.50 | 1.60 | 1.60 | 1.70 | 1.80 | 1.80 | 1.80 | 1.90 | 1.90 | 1.90 | 2.00 | 2.00 |
| 10 yr PWLB | 1.60 | 1.70 | 1.80 | 1.80 | 1.90 | 1.90 | 2.00 | 2.00 | 2.00 | 2.10 | 2.10 | 2.10 | 2.20 | 2.30 |
| 25 yr PWLB | 1.80 | 1.90 | 2.00 | 2.10 | 2.10 | 2.20 | 2.20 | 2.20 | 2.30 | 2.30 | 2.40 | 2.40 | 2.50 | 2.50 |
| 50 yr PWLB | 1.50 | 1.70 | 1.80 | 1.90 | 1.90 | 2.00 | 2.00 | 2.00 | 2.10 | 2.10 | 2.20 | 2.20 | 2.30 | 2.30 |
| Bank Rate | | | | | | | | | | | | | | |
| Link | 0.25 | 0.25 | 0.50 | 0.50 | 0.50 | 0.75 | 0.75 | 0.75 | 0.75 | 1.00 | 1.00 | 1.00 | 1.00 | 1.25 |
| Capital Economics | 0.25 | 0.25 | 0.50 | 0.75 | 0.75 | 0.75 | 0.75 | 1.00 | 1.00 | - | - | - | - | - |
| 5yr PWLB Rate | | | | | | | | | | | | | | |
| Link | 1.40 | 1.50 | 1.50 | 1.60 | 1.60 | 1.70 | 1.80 | 1.80 | 1.80 | 1.90 | 1.90 | 1.90 | 2.00 | 2.00 |
| Capital Economics | 1.40 | 1.40 | 1.50 | 1.50 | 1.60 | 1.70 | 1.70 | 1.80 | 1.90 | - | - | - | - | - |
| 10yr PWLB Rate | | | | | | | | | | | | | | |
| Link | 1.60 | 1.70 | 1.80 | 1.80 | 1.90 | 1.90 | 2.00 | 2.00 | 2.00 | 2.10 | 2.10 | 2.10 | 2.20 | 2.30 |
| Capital Economics | 1.60 | 1.60 | 1.70 | 1.70 | 1.80 | 1.80 | 1.90 | 2.00 | 2.00 | - | - | - | - | - |
| 25yr PWLB Rate | | | | | | | | | | | | | | |
| Link | 1.80 | 1.90 | 2.00 | 2.10 | 2.10 | 2.20 | 2.20 | 2.20 | 2.30 | 2.30 | 2.40 | 2.40 | 2.50 | 2.50 |
| Capital Economics | 1.80 | 1.80 | 1.90 | 1.90 | 2.00 | 2.10 | 2.10 | 2.20 | 2.30 | - | - | - | - | - |
| 50yr PWLB Rate | | | | | | | | | | | | | | |
| Link | 1.50 | 1.70 | 1.80 | 1.90 | 1.90 | 2.00 | 2.00 | 2.00 | 2.10 | 2.10 | 2.20 | 2.20 | 2.30 | 2.30 |
| Capital Economics | 1.40 | 1.50 | 1.60 | 1.70 | 1.80 | 1.90 | 2.00 | 2.20 | 2.30 | - | - | - | - | - |

Powys County Council Reserves Policy

Introduction

This policy establishes a framework within which decisions will be made regarding the level of reserves held by the Council and the purposes for which they will be maintained and used.

The requirement for Financial Reserves is acknowledged in statute. Sections 32 and 43 of the Local Government Finance Act 1992 requires authorities to have regard to the level of reserves needed for meeting estimated future expenditure when calculating the budget requirement.

There are also a range of safeguards in place that help prevent local authorities over committing themselves financially. These include:

- The balanced budget requirement
- Chief finance officers' duty to report on the robustness of estimates and adequacy of reserves when the authority is considering its budget requirement (Section 25 of the Local Government Act 2003)
- The legislative requirement for each local authority to make arrangements for the proper administration of their financial affairs and that the chief finance officer has responsibility for the administration of those affairs as set out in Section 151 of the Local Government Act 1972.
- The requirements of the Prudential Code.

These requirements are reinforced by section 114 of the Local Government Finance Act 1988 which requires the chief financial officer to report to all the authority's councillors if there is or is likely to be unlawful expenditure or an unbalanced budget. This would include situations where reserves have become seriously depleted and it is forecast that the Authority will not have resources to meet its expenditure in a particular financial year.

Definitions

Reserves are sums of money held by the Council to meet future expenditure.

Types of Reserve

General Fund Reserves – to meet short term, unforeseeable expenditure arising from unexpected events or emergencies. To enable significant changes in resources or expenditure to be properly managed over the period of the Medium Term Financial Strategy.

Earmarked and Specific Reserves – to meet known or predicted requirements, or established by statute.

Unusable reserves – these arise out of the interaction of legislation and proper accounting practice either to store revaluation gains or as adjustment accounts to reconcile requirements driven by reporting standards to statutory requirements. These reserves are not backed by resources and cannot be used for any other purpose.

Reserves should not be held without a clear purpose.

General Fund Reserves

In assessing the appropriate level of reserves the Authority will ensure that the reserves are not only adequate but also necessary and will be appropriate for the risk (both internal and external) to which it is exposed.

In assessing its financial risk the Chartered Institute of Public Finance and Accountancy (CIPFA) has issued guidance on the factors that should be considered:

- Budget Assumption for inflation and interest rates
- Estimates of the level and timing of capital receipts
- The treatment of demand led pressures
- The Authorities track record in budget and financial management
- Treatment of planned efficiencies/savings
- The financial risk inherent in any significant new funding partnerships, major outsourcing and capital developments
- The likely level of Government support to deal with major unforeseen events
- The adequacy of the authority's Insurance arrangements
- The Authority's virement and end of year procedures in relation to budget under and over spends
- The general financial climate and future funding assumptions

The risk assessment will be reviewed annually.

The appropriate level of General Fund Reserves will be determined annually as part of the Budget Setting process and Medium Term Financial Strategy and will be subject to approval by the Cabinet and Full Council.

The Financial Strategy will set out the level of planned reserve balances including financial arrangements for any replenishing of reserves, it will also confirm acceptable thresholds above and below the balance. If the balance falls outside of these thresholds a plan will be agreed by Cabinet to restore balances to the appropriate level.

Earmarked and Specific Reserves

These are required for specific purposes and are a means of building up funds to meet known or predicted liabilities. By nature these reserves balances do not have minimum and maximum thresholds. Creation of such reserves must be approved by the Strategic Director of Resources.

Balances should be reasonable for the purpose held and must be used for the item for which they have been set aside, if circumstances arise to which the reserve is no longer required for its original purpose they will transfer to the General Fund Reserve.

Ringfenced Reserves

Housing Revenue Account

The Housing Revenue Account is ringfenced this means that HRA resources may only be expended with the HRA. Councils are not allowed to transfer resources between the HRA and their general funds. The Balance on the HRA is held in a ringfenced reserve.

Schools Reserves

Schools are able to carry forward surplus and deficit balances from one year to the next and utilise these balances for managing changes in pupil numbers and funding, or the funding of projects and future liabilities. The balances are held by individual schools, they are not for general Council use. Guidance on the level of balances held, and possible clawback of funds by the Authority is documented within section 4 of Powys' Scheme for the Financing of Schools.

Reporting of Reserves

The balances and movement of all reserves is required to be reported within the Authorities Annual Statement of Accounts.

The balance held and projected movement of useable reserves is reported monthly as part of the Budget Monitoring Report to Cabinet, this includes the level of reserves held against the threshold set for the year.

This page is intentionally left blank

The header image shows a close-up of several banknotes, including a £10 note, on a wooden surface. The text "Arolwg Cyllideb Cyngor Sir Powys" and "Powys County Council Budget Survey" is overlaid in bold black font. A small Powys logo is in the bottom right corner of the image.

Arolwg Cyllideb Cyngor Sir Powys Powys County Council Budget Survey

This report contains the findings from the Budget survey conducted from 22nd November 2021 to 19th December 2021.

The survey was advertised to stakeholders via external communications channels including press, email, and regular social media posts and internally to staff.

There were 493 respondents in total.

Please note: Not all questions were answered by all respondents.

Background

The Council has faced unprecedented challenges over the last 20 months due to the impact of the Covid-19 pandemic, which has dominated our activities and that of the county's communities. We want to hear the opinions of residents, businesses, and other stakeholders, as part of the budget setting process so that we can support our communities, where needed, in the coming financial year.

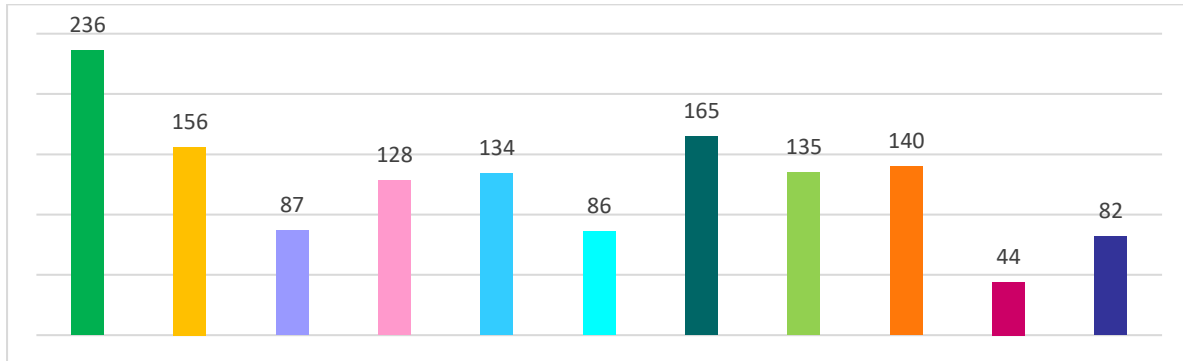
As we continue to focus on post Covid-19 recovery, balancing the limited funding against growing demand for our services, using resources effectively to deliver the best outcomes for local people, and achieving the Councils key priorities, this is your opportunity to provide us with your views and insights on our funding priorities, Council Tax levels and recovery plan. Our aim is to align our communities' visions and expectations with those of the Council and Councillors, making Powys a fantastic place in which to live, learn, work and play.

Our budget survey happens every year and allows us to understand what our residents, businesses and communities feel is important and should be prioritised in the coming years.

Through this engagement exercise stakeholders were also able to find out more about the services we provide, and how they are funded through a short animation: <https://youtu.be/30gBsIPy5R0>

Post-Covid Priorities

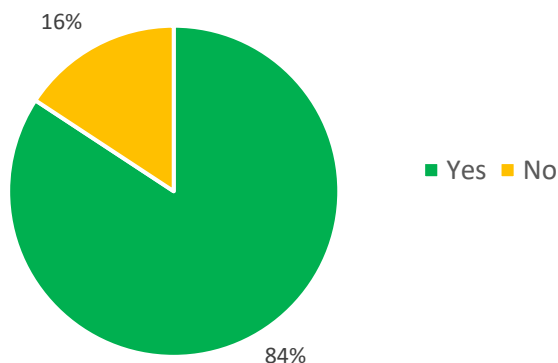
Q1. As we emerge from the Covid-19 pandemic, which of the following priorities do you think we should focus our budget on? (Please select a maximum of three options)



- Improving health and care for our local communities
- Supporting the older and vulnerable people
- Supporting people to live active, healthy lives
- Prioritising mental health
- Making more good quality homes available for our residents
- Supporting young people - Upskilling (for example - Digitally) which will lead to sustained employment
- Supporting the local economy to recover from the pandemic
- Creating opportunities for employment within our communities
- Education
- Supporting cultural services and tourism
- Developing and maintaining our open spaces

Q2. The pandemic has shown us new ways of working, with many services being delivered digitally and via homeworking. Do you think we should continue to push forward with new modern ways of delivering council services, not only cutting costs but cutting carbon omissions too?

| | |
|-----|-----|
| Yes | 412 |
| No | 77 |



Q3. Are there any other changes to council services that you would like to remain permanent or be developed? Please tell us the name of the service and the change you would like to see:

| |
|--|
| Stop second home and holiday home/AirBNB ownership across Wales - it is destroying local communities and will deprive us of services in the medium to long-term. |
| Further development of the councils leisure centre offering, physical activity is great for overall health and well-being and reducing pressure on healthcare services |
| Having council employees just respond would be a start |
| That more Welsh speakers to take on point of contact services eg Council Tax. |
| need to empty the street litter bins more often they are always overflowing |
| Public libraries as information and digital support hubs, open and accessible for long hours |
| Tesco and coop are recycling flimsy plastic please can powys start to collect and do the same. Also the bin timetable doesn't read for my postcode and with a collection once every three weeks this is really difficult as someone with impaired executive function. I need to be able to look it up online! |
| <ul style="list-style-type: none"> - Offer tax discount for those that don't use public transport or other services and also for those on greener energy source etc. Tax is very expensive and takes significant part of the wage - Live and let live (whether vaccinated or not) - promote living wages - Introduce vending machines with drinks snacks, and things like hand sanitizers - more self service points across towns and villages - Thank you for looking into it |
| Make them all work from home |
| The council tax is a ridiculous amount of money every month to be paid with not much in return |
| <p>I like the idea that care services are provided within communities and not day centres.</p> <p>I would like to see more kerbside recycling - eg fabric items that can't be reused, all plastics including soft plastics</p> <p>Don't grit dry roads - gullies could be emptied and roadside edges swept to keep water off road surfaces</p> |
| Refuse service could do with supervising properly, once the recycling people have been round there is a vast amount of rubbish left on the roads! |
| I don't want to see services added. Council tax is already far too high. ALL incomes are under pressure at the moment (and have been for years) inflation is about to rise rapidly and we as a population do not have the ability to demand extra income unlike the council which has the legal position of issuing a demand which then becomes a debt on a population that mostly does not have the ability to pay. |
| There is a vital need in all public sector service provision to abandon centralised command and control and embrace delegation to those delivering services. |
| Less councillors less tax |
| Go back to face to face meetings in the housing services . Tenant participation is not through a screen . |
| I'd love for you to actually fix the back roads please instead of just filling them with temporary fillers that get worn away a month later |
| <p>General.</p> <p>Employment on ability not face fits as is currently used.</p> <p>Review and appraise all levels staff annually. Help under performers (more than is aparent) but prepare to replace as necessary. Empower the good ones.</p> |
| Council Tax reduced majorly |
| Yes get rid of the highly paid fat cats |
| Free garden rubbish collection Not eco friendly to drive into potters |
| Cheaper car parking for workers |

| |
|---|
| More services and information online is very helpful |
| Council meetings should stay online but councillors wages cut accordingly |
| why pay council highways employees full wages for sitting in vehicles doing nothing and working very little not all but the bad ones need to be weeded out |
| I feel we have poor value for money |
| More support for mental health. More support for older people Needing care (such as day centres) |
| More investment in schools especially opportunities fir children to get out of schools on trips to get life lessons |
| I don't know |
| Household rubbish bins collected once every 4 weeks |
| I would like to see Pavements cleared of debris on a regular basis in order for Mobility Scooter Users & Pedestrians to use safely. |
| Council tax costs are crazy, need to be reduced. |
| Look at the structure with in the council far to many cheifs not enough indians! |
| Don't bump up the cost too much it's a struggle as it is |
| Paying council support workers more money out in the community in all weather's |
| Tenancy related Floating support |
| 3 choices are a bit limiting. It might help to group the choices by Statuary obligations and "the rest". |
| Less services |
| Free childcare from age 2 |
| ASSIST for adults services |
| Cut the number of high paid workers and use the money saved and put it towards the day centres for the elderly. |
| As far as possible an individual we can talk to who can make decisions |
| I would like to see more services accessible online |
| Online meetings which will save on excessive travel to County Hall |
| Social services especially children's services it's clear it's been poorly managed with the increasing costs & overspend of budget |
| start saving money-it's so easy to spend taxpayers money on things that are not totally essential! It might be nice and beneficial to some - but are they essential? |
| More transparency within the Council Services, Councillors being more involved, public being more involved through consultations about their own areas. Eg. COUNCIL & Public come up with a series of ideas for their locality. Committees set up of cross section of public, community council, county council, decide on a few feasible projects, then consultations to allow public to decide what is important to their area. Not like BIDS & Projects that have just had funding..... Theatre Brycheiniog etc..... That's just gaining funding to prop off Powys' own business!!! |
| Reduce the number of people employed by the council to save money. Start by contracting out highways maintenance and ask does this person add value if the answer is maybe or no get rid of them. If the council was as efficient as the private sector it would employ fewer people or deliver significantly better services |
| Improve recycling centres - queues much too long, meaning that people are put off from recycling |
| Homeworking doesn't always cut carbon. |
| online everything please |
| Flexible home working with help towards costs of home working, i.e, heating, electricity, etc |
| More support services for children and families, family centres and early intervention, more playground facilities and play opportunities for children in the Ystradgynlais area |

| |
|--|
| schools, education are rubbish, lazy teacher did nothing last year, yet get a pay rise. primary and highs schools poor quality standards, not pushing kids to develop, no activities for them. gwernyfed finishd at 3 pm, what are kids going to do for the next 2 hours. |
| NA |
| Home working makes alot of sense for most, especially team meetings and such like. Pushing more admin onto the customer and online could help minimise pressure on staff. More localised service delivery too e.g. town councils stepping up or using local contactors more and things like community asset transfers for public open spaces and community buildings makes alot of sense to decentralise and reduce travelling for officers and operatives. The flexibility of redeployment and sharing staff is good too, bit more variety for people stuck in the same role for decades and sharing resoruces more, its really broken down the silos and shown that the public sector can deliver rapidly when pushed and red tape is removed. |
| Mental health is low due to Pandemic in young people especially. I think they should bring back Music Service |
| Housing - make more housing available |
| i would like to see powys work closer with voluntary groups who do alot of work and save powys alot of money by supporting people in the community so they dont need powys services example Mid Powys Mind groups like this should have more help and funding from powys as they take and look after alot of social care needs not met by care packages or the hazels |
| paying council tax online continued |
| Switch streetlights back on, roads should be fixed, a policy of only considering closing a school if the numbers fall below 40. |
| All the items in question 1 are important. I hope that by asking for a selection of only 3, you will not neglect the areas which don't get many 'votes'. |
| A recycling centre close to me. Our nearest one is an hour's drive away and that is neither useful nor ecologically friendly. If we cannot have a recycling center nearby, then I would like the council to collect bulky waste items for free. The current system invites fly-tipping or forces people to drive long distances just to go to the tip, which will do nothing to reduce CO2 levels. In addition, having to pay for bulky waste collection feels like a tax on people like me who do not drive. |
| More accountability for failures. |
| More investment in youth services |
| Road safety is a huge issue on our road as it is hazardous to locals and vulnerable home owners due to the speed of traffic dangerously racing along our narrow lane, as a short cut to the A40. |
| Sensible rules regarding who can use the School Bus services and better road maintenance (I've now had 2 broken springs on my car in the last 2 years). |
| Hardship grants very good. Support for pensioners and others on benefits to afford high council taxes. |
| None |
| More efforts to maintain health services |
| More online access |
| keep the possibility of attending meetings via a video link. reduces transport environmental damage and allows people to be involved. |
| Continue being able to see or speak to a real person and not make it difficult to access help if required. |
| Certainly being aware of your carbon footprint and waste management. |
| A lot of cuts are happening within society and a lot of people have worked from home and have had less expenses and so have saved money perhaps people within the council do not need such a big pay rise as usual |
| Improve services not change for the sake of it |
| No comments |
| Refuge collection |

| |
|--|
| Affordable rental housing |
| I would like question 2 to be about emissions not omissions! |
| Employment for young people and more opportunities. |
| The abolishment of the Planning department as it is not fit for purpose |
| Support libraries and extend opening hours Support or create children's and family centres Support or create youth clubs, train and employ youth workers Support and develop community centres as community hubs for both services and leisure |
| Would like to see more extensive recycling facilities available. We should be aiming to recycle anything and everything that can be recycled. The amount of materials such as metals and electronic goods that are currently going to landfill from households is appalling. |
| Cutting the number of highly paid Directors etc |
| Improve public bus service provision |
| Social services doing their jobs properly. |
| Keep up your communication by these questionnaires. Well done. |
| Biodiversity and climate change. The Strategy is all words we want to see actual action |
| Recycling services to remain permanent. |
| Considerable improvement in road maintenance, particular minor roads, and drainage maintenance which is currently woefully inadequate |
| Community Engagement |
| Where possible colocate services (eg libraries) in buildings already used by the public such as supermarkets, one stop shop council access |
| Ways for engagement with cultural, leisure and tourism organisations to communicate what Powys has in an aligned approach. Find ways for organisations to be active all year round no just in the peak season. We need to sell and celebrate our beautiful blue and green spaces. |
| Footpath protection and development - service has seriously deteriorated |
| I would like to see council meetings continue to be online and staff where possible work from home. |
| Question 2 is a loaded question! Modern ways of delivering services should not preclude being able to meet or talk with somebody face to face. |
| Current refuse collection every 3 weeks unsuitable for holiday businesses |
| I would like to see greater financial support for the local community councils so that they can deliver some much needed services in times not only of emergencies. They are best positioned to understand the needs of their individual communities - something that is often lost on the wider County Council. During the various lockdowns there was a considerable amount of community adhesion and support - much of which was based on individuals volunteering their time, resources and energies. This was perhaps one of the positive things of the pandemic. A little bit of financial support to these local volunteers would go a long way to make their efforts more sustainable. Building communities is what Powys Council ought to be putting at the head of their agenda. |
| Highway Maintenance |
| More recycling facilities at Parish level. Local bus services are under-used; most elderly people do not use the service and if they did then they should pay something. Medical prescriptions should be charged for; free medicines only encourage wastefulness. Public lavatories should be retained, not closed Street lighting in rural areas should be reduced Community Councils do very little of value and seem to be unnesaary |
| Better energy choices |
| More buses and reliable update facility!! Currently if a bus is late or cancelled it just drops off the electronic timetable and you're stood waiting like a wally and often stranded and then you have to |

| |
|---|
| <p>get a taxi or go back to work and lose your evening waiting for the next bus. Its unacceptable, especially when you're disabled and reliant on these services and despite complaints to my Councillor and the bus company and the senedd nothing is being done. We also need more buses not just every few hours between built and Llandrindod and later in the evening as non-drivers deserve access to cultural facilities the same way drivers do.</p> |
| <p>Really consider Council charges for older people -Why can't there be a discount for people who pay by Direct debit. At least the council can rely on that payment coming in regularly -even though our pension rises each year it is immediately taken by rising council tax rises.</p> |
| <p>All departments to remove all senior managerial consultants</p> |
| <p>We have not emerged from the covid pandemic</p> |
| <p>NHS Dental Services. In mid Powys these are virtually non-existent. We travel to Hereford for ours. We lived previously in Galloway, which was the same, and the Health Board there set up its own dental practices and employed salaried dentists under the State. We need something similar.</p> <p>Transport. I've put a great deal of thought into this. You recognise the importance of an effective and frequent public transport network, both local trains and buses. However in rural areas there are not many customers providing fares to support the service. If we were to accept the loss implied by removing fares the cost of service provision would not therefore be all that heavily impacted, but the usage of the service would, I suggest, be massively increased. We would then have a truly useful public service, used by many, for very little more than the current cost of one which is little-used. Think road traffic, think pollution, think true service.</p> <p>Small rural towns like Llandrindod (where we live) have car parks to encourage off-street parking, but charge for them with the result that they are little-used. We need to encourage people from outlying rural areas to visit our towns. We need to keep them free of cluttering parking. Let's make the car parks free to use.</p> <p>The life of small Towns is enriched by regular street markets. Let's have a strategy for encouraging and developing them.</p> <p>Let us embrace the digital age by developing an internet news board on which events can be advertised, items offered for sale and services advertised. I would suggest it should be FoC, but if necessary a small fee can be charged to use.</p> |
| <p>Not sure of what services have been implemented since the pandemic</p> |
| <p>Highways - Gearing up to provide a lot more electric vehicle charging points and zero emission vehicles for the Council vehicle fleet</p> |
| <p>Libraries</p> |
| <p>Recycling soft plastics from home collection.</p> <p>Creating easy access and interesting open spaces in order to assist in supporting people, especially young people, mental health issues</p> |
| <p>Continue to develop recycling services.</p> |
| <p>Greater support for services that support climate change - eg, investment in electric car charging points</p> |
| <p>With regard to the way you have to contact the council for larger problems.</p> <p>I understand that it maybe cheaper to use digital interfaces for communication with PCC, but from what I've noticed while talking to community members a little human contact goes a long way. Simple chat with helpful people is very beneficial to both the sides.</p> |
| <p>Refuse collection: on bin day, where possible, all households could bring their bins to one location (ie, top of cul de sac) meaning the collection lorry only had to stop / start once. This could save large amounts of fuel and emissions over 12 months by eliminating manoeuvres in streets.</p> |
| <p>Children's services - more preventative work family centres</p> |
| <p>You are running a very poor social services at the moment and would like to see that improve immensely</p> |
| <p>We need an A&E for the health service</p> |

| |
|--|
| Please don't isolate people who have chosen to or can't use the internet. Modern ways are fine if you know how to use them. |
| I think you should have less bosses and more workers! I also think there should be more money put into all schools not just the Welsh stream. Village schools are vital and need the support. |
| Provide day care centres again for elderly/ dementia- supporting and combatting loneliness |
| Some services such as progress approvals for building inspector services or approving minor details, drainage, etc and indeed other services that had necessitated a visit pre pandemic have been discovered to be perfectly ok using emailed pictures, streamed video etc saving hours of travel time and delays. For all services the question is 'can this be done just as well using electronic media?' Very often it can at much lower cost. |
| people being redeployed from things that the public don't find of any value to things that they do. |
| Lower taxes for individuals |
| Re question 2. Learn to spell! |
| car park should be free no bus service in rural areas you go to town park up find out you have no change go and get some come back to a ticket |
| Consider waste in all respects, not just recycling but within services generally. |
| N/A |
| Environmental services |
| online meetings first |
| Education- not closing schools and planning super schools which are culturally inappropriate. |
| Children Services |
| Resources in the county need urgent support particularly in the care sector. Reablement needs more staff in order to provide more frontline, short intervention services. There needs to be more domiciliary care and micro-enterprises as there is currently a significant lack of resources which significantly impacts on being able to support the older and more vulnerable citizens of Powys. |
| The opportunity to visit the Council Offices for help and assistance should remain. |
| Better communication with residents |
| I've just had dealings with what I suspect are PCC departments working from home. Not impressed by the service I received. |
| Making the area more attractive, more welcoming to encourage tourism |
| better maintenance of PRoWs |
| Remote working as a fixed but flexible option for Social Service staff. Develop the recycling centre in Brecon to house a facility to sell good quality items so that they don't end up in land fill. Just like the recycling centre in Ystradgynlais. |
| The council should re evaluate the school transport system. As it currently stands, many children are driven to school and back from the rural areas. This while the bus on the route to school is not entirely full. In light of the question 2, surely cutting the community's cost of living and carbon omissions would be factors in the school transport future plans? |
| Public transport should be improved |
| Question 2 has obvious bias and trying to lead respondents by the nose to choose 'yes' - which I believe is clear evidence that the council does not listen to people. This needs to change. We need more social housing in Powys for young families so they are not pushed out of the area as well as more job opportunities so they have reasons to stay. While tourism can bring in money, supporting local business that provide goods and services should be more beneficial as they will not be as seasonal - so we should try to make mid Wales more attractive to businesses. |
| HR and Payroll could be outsourced. |
| We would like the County Council to talk more to the Town and Community Councils and take more account of our thoughts in how the county council could improve the overall delivery of services at a lower cost. We have several examples in our community area where the County Council has spent significant sums in the last two years replacing the surface of minor roads, it is our view that if the |

| |
|---|
| council had been more proactive in the previous years through the provision of more regular patching then the outcome could of been achieved at a lower cost. |
| Cut recycling down to fortnightly collections. |
| We should see the changes that have been necessarily imposed by COVID as opportunities and push to make Powys a more digital place. There will be no doubt some objections from the elderly, these objections should not stop or slow the process but provision to support those residents should be provided as there will be those that struggle with digital services whatever. |
| do away with some of those with non jobs and focus on those that deliver something tangible for the residents who dont care whether you have a strategy for this that and the other |
| We are very impressed with the services council provides. |
| A lot more effort into getting affordable homes for our young people in county. Lower or severely penalise second homes and the ever increasing holiday lets resulting in many homes remaining empty six or month's of the year. My children cannot start on the property ladder, even with deposits ready as they are being gazumped by developers / holiday home folk |
| Council Officers should be based at a work place, home working results in poor productivity and lack of opportunities to learn on the job |
| There are still areas that could be slimmed down |
| More available PHONE NUMBERS to the Council !!!! |
| services being out and available in the community eg- in community hubs/libraries |
| More dentists |
| Road maintenance |
| I would like the council to take an interest in our environment, by taking care of drainage, verges etc. in Guilsfield many of the drains have been blocked by vegetation which causes issues during periods of flooding. I would also like the council to take an interest in reducing speeding in villages especially near schools. |
| I think that the benches that have been put onto the streets like in Crickhowell have been a great idea. I would like to see older people helped with things like on line grocery shopping and with other on line services which can be daunting for them. |
| Permanent |
| The "on-line" meetings such as "POWYS CC and Town & Community Councils Meeting" & Powys CHC Executive Committee Meeting provide an insight into the matters under discussion and allows "outsiders" to ask questions and understand reasons behind decisions. |
| Pot holes to be fixed properly not patched by cowboys |
| During the pandemic I have attempted to contact officers across Planning, Licensing and Environmental Health. It was s my view with home working you have lost accountability. The service that has stood up well is the local Library. Many people need face to face services in our rural communities. The small charity of which I am a trustee stayed open throughout the lockdown doing jobs the Council should have done. |
| I would like to see a Powys Care Service rather than contracted out domiciliary care. I would like to see more healthy activities for young people. |
| Planning, make it easier and quicker to arrive at a conclusion and to sort out the Phosphate issue ASAP. |
| NA |
| Repair of roads |
| Digital or On line services are all well and good for those who can access them or have the confidence to do so but face to face options must remain for those members of the community not able to access digital services |
| Stop wasting money, some projects such as roads cost huge amounts of money. Surely it's possible to do this for less |

| |
|---|
| For school transport to be accessible for all rather than the select few |
| I would like to see a much more positive attitude to the environment eg leaving wild flowers to grow on roadside verges. |
| Improving the Broad Band coverage within Powys |
| I would like PCC to look at the impact of tourism on public services and am keen that the council increases revenue from this industry. For example charging holiday lets and holiday homes full council tax - as they are using public services fully. It's unfair that residents have to foot the bill. Equally, there are opportunities for PCC to increase revenue into the public purse from tourists, for example, increasing parking fees, but offering locals free permits for parking. At the moment the balance seems to benefit the tourist more than the resident. Residents need to see more evidence of public funding supporting them. |
| Social isolation has become a bigger issue during the pandemic, the Council should focus its services on the founding and funding of community network groups with special attention given to lone home dwellers in rural areas who have become increasingly isolated. Efforts should be made to ensure council staff in service provision and public protection are based in their local communities where they are better placed to offer support |
| Council tax - make sure this is within a persons ability to pay - not the size of property. Small business start-ups should not be subject to the same rates as multi nationals or chains. |
| With reference to Q2, council services need to be accessible to all - not everyone has access to or can use services delivered wholly digitally. Similarly if home working by council employees is going to be encouraged they need to be able to access internal resources so that the location of the employee is "invisible" to the users. |
| Countryside services budget needs to be augmented. At present PCC is failing to meet its statutory duty to maintain rights of way due to insufficient staff and budget |
| Road drainage needs to be maintained by keeping roadside drains cleared on a regular basis to eliminate surface water on roads and flooding. |
| planning-officers could be more diligent in ensuring that planning permission is given in accordance with PCC's own policies such as para 4.6.7 of the LDP-for example making sure that applications for 9 houses and another 9 houses immediately next door by the same applicant are treated as one application-and the implications for an 18 house development [such as contributing to infrastructure such as recreation space or a village car park] are insisted upon |
| I am not aware of any change in services |
| I suggest if home working continues that you use the many half empty buildings to increase the range of accommodation. |
| I would like every officer where possible to have the opportunity each day to choose to work from home or work from the office |
| 3 year education admissions go back to having the settings in charge rather than powys admissions. This year has been a shambles and many settings find it very difficult. The system wasn't broken before! |
| Please develop a plan to open an eatery where all unused food from supermarkets can be given to the community or sold at a cost to main the space where food is being collected. |
| Disability services in North Powys. |
| We need to abolish "the Board" system of decision making, it has proven to be undemocratic and unfair. |
| re establish Publishing all public comments on planning applications on-line |
| Help and support with getting good internet access especially for remote areas |
| Don't know. I only use the recycling, refuse collection and the roads. there is a big pot hole that's not been addressed properly. |
| Reduce the number of councillors and officers so that the wage bill is significantly reduced |

| |
|--|
| <p>I would like essential maintenance tasks to be undertaken. I have been trying for over 3 years to get blocked drains cleared and to get the road bridge over the stream by our house enlarged to reduce the high water levels which now occur during heavy rainstorms, but to no avail. It is pointless to have a system for reporting such issues and then totally ignoring the problems. The system you operate for outside council responsibilities is very poorly managed and grossly inefficient. The people working in these areas need to have targets set for time to complete the activities and monitoring of quality standards. At the beginning of 2021 road potholes were supposed to be repaired. The people performing this task should be given a lifetime achievement award for the time it took them. Most of the time they were either in their cabs or propping up their shovels talking to each other. The so called 'repaired' roads still have many potholes and those that have been addressed are now like speed humps. The asphalt around these repairs have not been sealed and will crumble again this winter due to rain and frost. The roadsides are not swept and so drains which can potentially work are unable to.</p> <p>The service is so poor that I should be receiving a council tax rebate because, other than refuse collection, nothing is done. I consider that we pay excessively for what little service we receive. All drain clearance that has been performed has been by myself on a regular basis to try to safeguard our property. I am 70 years of age and should not have to be doing tasks which are your responsibility. I am contracted to you to pay Council tax and you are contracted to me to provide maintenance and remedial services. At present this is a one way system and you are in breach of contract.</p> |
| home maintenance, at the moment you can't get repairs done |
| Extending the sustainability agenda across all services |
| A much more efficient service required. Stop wasting our money. A maximum salary of thirty thousand per annum for any employee and maximum five thousand expenses and allowances for any councillor |
| Better and quicker methods of repairing potholes |
| Free car parking in town centres, this would help to rejuvenate local businesses in town centres, people would visit more often |
| Administration - Communication and physical contact point with Community. As more Powys CC staff work from home, the Council must maintain and advertise effective physical contact points with the Community - e.g. in the offices in Brecon etc. |
| I'd like to see a shake up of the council tax banding where properties are allocated the correct banding according to their latest sold price recorded on the land registry website. Instead of simply adding a blanket percentage each year, figure out which properties are underpaying- some of them for decades! |
| Focus on projects/services that will generate wealth/income/jobs rather than spend money on services that absorb money with no financial returns. |
| Concentrate on basics please. Stop messing around with schools making some all Welsh speaking so Powys kids have to go over the border to England to get a proper education. |
| It would be good to have libraries be open and have events there again |
| It is vital that we retain in person schooling and seek to reduce the overreach of the technology sector into the lives of our younger generation. The success of experiential learning is demonstrable in forest school programmes such as the highly successful Messy Mondays run at Rhayader Primary School for the Welsh stream pupils. Allowing technology companies to harvest data from our young people through the continued use of online learning tools does not amount to educational "equity" and cannot serve their hopes and imaginations as in person, experiential learning can. |
| Affordable home for people who want to stay local and not move into the area |
| More recycling facilities for green waste |

| |
|--|
| <p>Please continue to support Library Services. Please amend (Q 2. above) "carbon omissions" to "carbon emissions"</p> |
| <p>The state of many country lanes are in a very poor condition, upgrade as resources permit. Tourism is essential, link up and renovate the canal system up to Newtown.</p> |
| <p>Better links between Council and local community activities - we, not us and them</p> |
| <p>Definitely continue to encourage home working and to hold meetings virtually. Could be improved by provision of local hubs in communities - community spaces that allow people to work remote from their office, but providing space and other services for people that do not have enough space for an office at home.</p> |
| <p>Carry out policies to counteract climate Change e.g. ensuring all new build homes are fully equipped with solar panels, ground source heat pumps etc. and look at ways of introducing these and similar systems to existing buildings</p> |
| <p>Develop social clubs for vulnerable/lonely persons</p> |
| <p>Sensory services - this needs retaining and development. Support for carers. Support for disabled people.</p> |
| <p>More active policing of illegal off-road motor bikers who are doing extensive damage to wildlife, terrain and environment.</p> |
| <p>I would like to see communications to both councils/residents improved. I am Chair of Carreghofa CC which is a small council and tends to be "lost" against the larger Councils. We have an older population so publication of decisions may require greater clarification/"deeper" explanation.</p> |
| <p>Powys should seek to reduce climate emissions and promote use of low carbon materials in construction.</p> |
| <p>Better maintenance of public footpaths to support outdoor activities which contribute to mental and physical health</p> |
| <p>Re the above - more modern ways of delivering services are a good thing as long as this does not mean job losses and poorer quality of service if everything is electronic and you can never speak to an actual person.</p> |
| <p>If only you can speak to someone that would be a bonus, also don't phone in the school time ie 9-9;45 or 2;45 to 4 pm as it's impossible [it would be fantastic if they would get back to you when they say, [awaiting a call back since March 2021 !!!</p> |
| <p>Less spraying of herbicide on verges and green areas. This is damaging to biodiversity and often unnecessary.</p> |
| <p>More focus on climate change</p> |
| <p>Community gardening and growing, support for community projects that support well being.</p> |
| <p>Long term highway repair. Filling potholes in correctly by digging out square and not just chucking tarmac in the pothole. Long term it lasts longer</p> |
| <p>Cynnal mwy o bwyllgorau ac ati drwy gyfrwng cyfarfodydd rhithiol (cyfrifiadurol) ar y rhyngwyd.</p> |
| <p>Cyflogi fwy o fobol sydd yn gallu'r Gymraeg. I bob afran y Cyngor I aros o fewn eu gwariant . I beidio fod yn dibynnol ar godi y treth cyngor i dalu am gor war isn't.</p> |

Vision 2025

Vision 2025: “By 2025 Powys will be widely recognised as a fantastic place in which to live, learn, work and play”

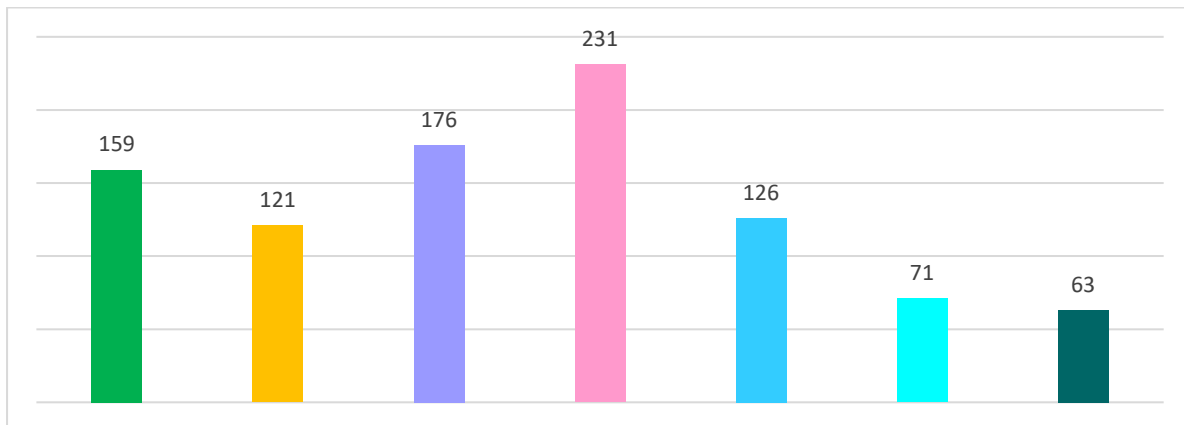
Our Corporate Improvement Plan sets out our vision for the future of Powys and includes four well-being objectives to help make our vision a reality, This plan helps us set the outcomes we aim to achieve, and how we will deliver these through activities planned to meet our objectives.

The four well-being objectives are:

- Economy: we will develop a vibrant **economy**
- Health and Care: we will lead the way in providing effective integrated **health and care** in a rural environment
- Learning and skills: we will strengthen **learning and skills**
- Residents and communities: we will support **residents and communities**

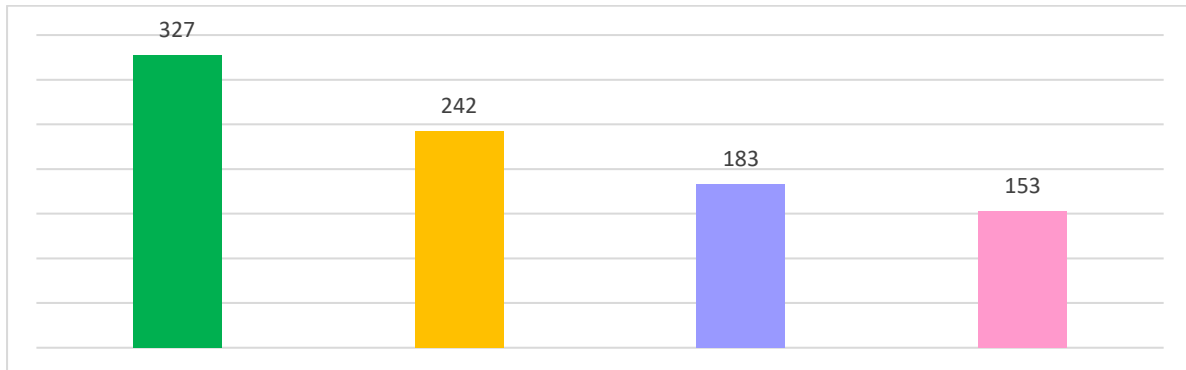
For more information please read more on our website: <https://en.powys.gov.uk/vision2025>

Q4. As part of our Vision 2025 under ‘Economy: we will develop a vibrant economy’, we have the following objectives. Which do you think the council should focus on? (Please tick a maximum of two options)



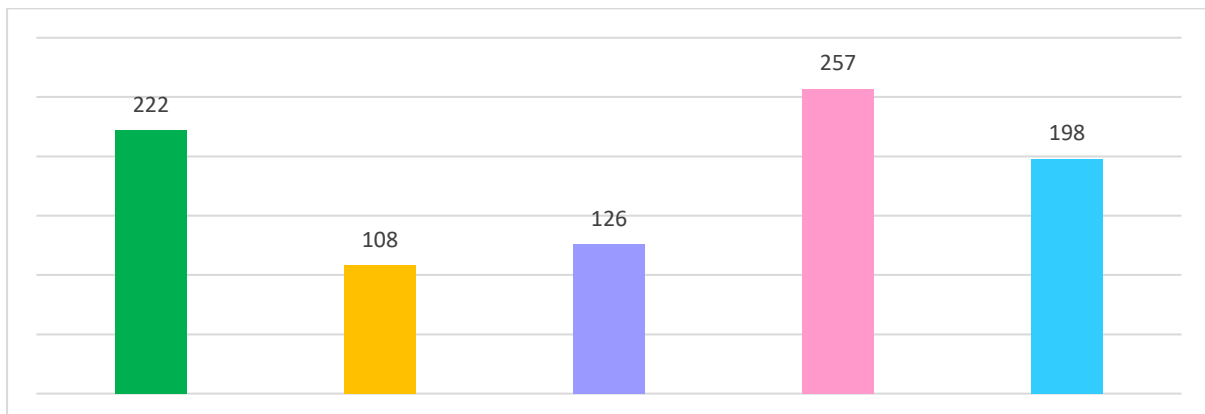
- Provide support for businesses to grow
- Promote Powys as a place to live, visit and do business
- Improve the availability of affordable and sustainable housing
- Improve our infrastructure to support regeneration and attract investment
- Improve skills and support people to get good quality jobs
- By 2024 we will enable people with a disability to have improved opportunities for valued occupation including paid employment
- Creating equality of opportunity for all our staff and take action to close the pay gap

Q5. As part of our Vision 2025 under ‘Health and care: We will lead the way in providing effective, integrated health and care in a rural environment’, we have the following objectives. Which do you think the council should focus on? (Please tick a maximum of two options)



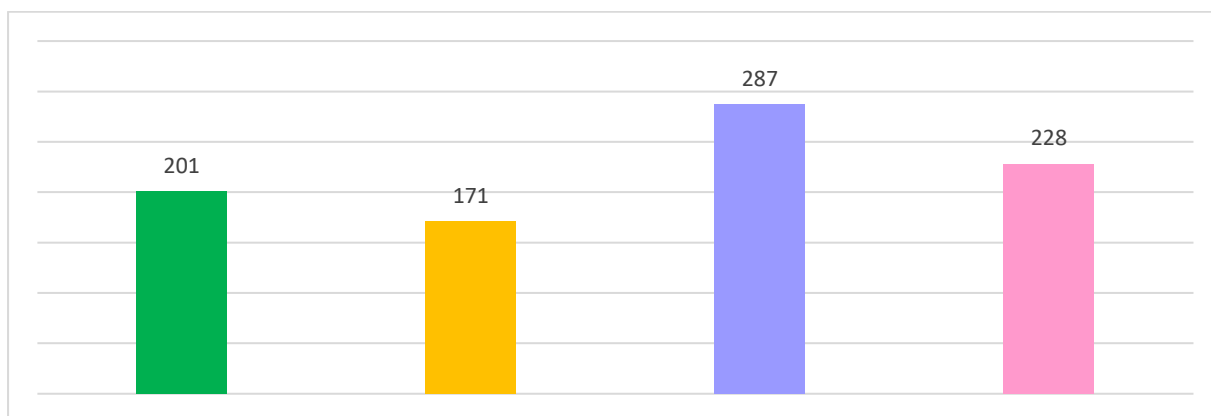
- Ensure that Powys children and young people are safe, healthy, resilient, learning, fulfilled and have their voices heard, valued and acted on
- Ensure that Powys adults are safe, resilient, fulfilled and have their voices heard, valued and acted on
- By 2024, we will improve the availability of accessible homes, adaptable homes, and life-time homes, that provide suitable and sustainable accommodation for future generations
- By 2024, we will help people to get the support they need to prevent homelessness

Q6. As part of Vision 2025 under ‘Learning and skills: We will strengthen learning and skills’, we have the following objectives. Which do you think the council should focus on? (Please tick a maximum of two options)



- Improving educational attainment of all pupils
- Improving the evaluation, planning and coordination of provision for learners with special educational needs and other pupils who may require extra support
- Improving our schools' infrastructure
- Improving the skills and employability of young people and adults
- Improving opportunities and outcomes for children living in poverty

Q7. As part of Vision 2025 under ‘Residents and Communities: We will support our residents and communities’, we have the following objectives. Which do you think the council should focus on? (Please tick a maximum of two options)



- Strengthening community development and resilience
- Strengthening our relationship with residents and communities
- Safeguarding and enhancing the natural environment for residents and communities
- Improving opportunities for our residents and communities to become more digitally inclusive, enabling them to easily access the services they need and participate fully in everyday life

Spending Plans

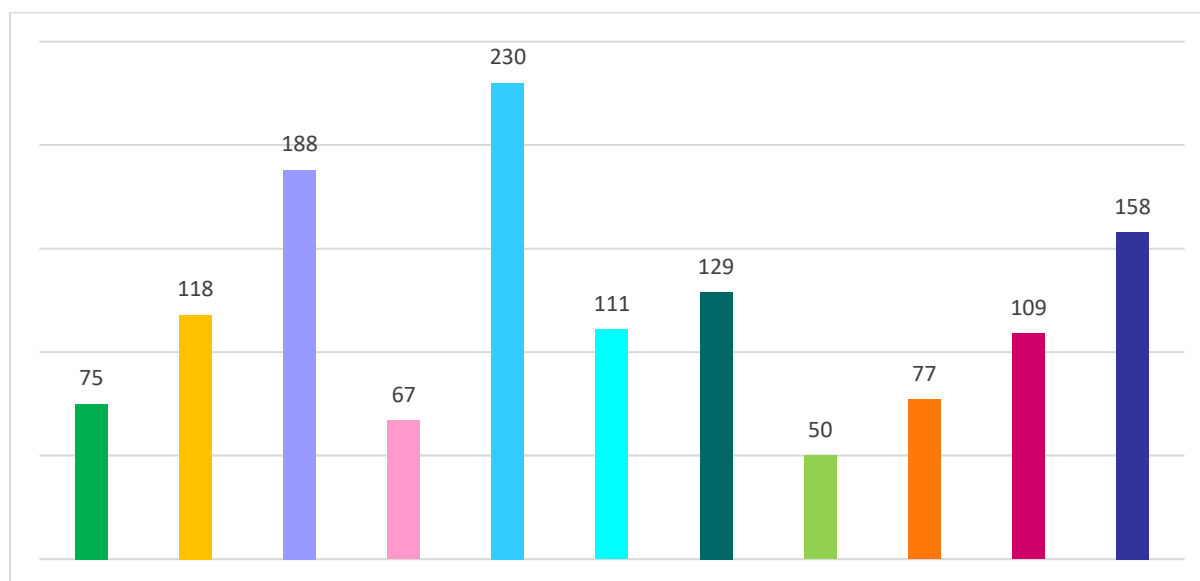
We have two pots of money that make up our budget:

1. Our ‘Capital Budget’, is specifically to invest in major projects and this is funded mainly through grants and borrowing from central government. Interest is charged on the amount we borrow, and this cost is then charged to our Revenue Budget. This means that the more Capital projects we fund, the greater the demand on the Revenue Budget, resulting in less money available for council services.
2. Our ‘Revenue Budget’ pays for all our ongoing council services, and this is funded through the Council Tax you pay, Welsh Government grants and business rates.

Capital Budget

Currently we have a five-year plan to spend £400 million on our Capital Programme. It is expected that this will help to accelerate schools’ transformation and economic recovery, whilst continuing to support local residents, businesses, and communities. We have also been successful in bidding for ‘Levelling Up’ Capital funding which will bring a further £7 million into the county.

Q8. Which of the following three priorities do you think we should focus our Capital spending on? (Please tick a maximum of three options)



- Develop business units for local businesses to establish and expand
- Building new schools and refurbishing existing schools
- Climate change - to become Carbon Neutral by 2030
- Work with partner housing associations to secure the development of extra care housing schemes across the county
- Town centres and regeneration to improve the local economy and tourism
- Creating more facilities for sustainable transport and active travel such as cycling
- Building more council houses
- Improving the leisure centre facilities
- Setting up care homes and facilities to care for children in care
- Support the delivery of improved digital connectivity and encourage businesses and communities to take advantage of technology
- Improving our road networks and maintain bridges

Revenue Budget

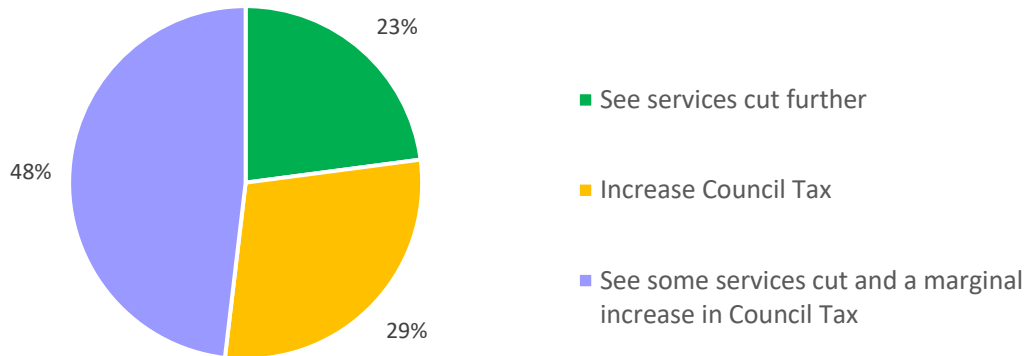
Our net revenue budget is funded in the following way:

| Funding Streams | £million |
|--|-----------------|
| Council Tax | 87.9 |
| Welsh Government Revenue Support Grant and Redistributed Business Grants | 191.9 |
| Total Funding | 279.8 |

We are reliant on funding from Welsh Government and each year it decides how much each council will receive. We have to predict what this figure will be and plan how to fund council services and their pressures. We will get an indication of the funding from Welsh Government in late December 2021 and confirmation of the final allocation in early March 2022.

Q9. If we receive less funding from Welsh Government than planned, how would you like to see this addressed?

| | |
|--|-----|
| See services cut further | 110 |
| Increase Council Tax | 139 |
| See some services cut and a marginal increase in Council Tax | 231 |

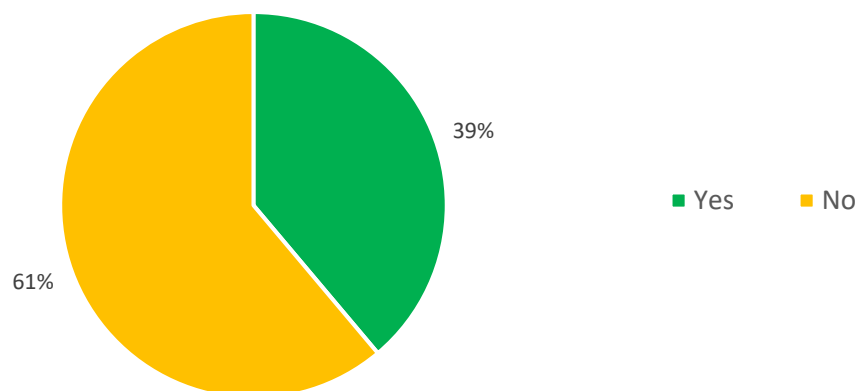


Climate Change

We have recently been successful in bidding for £1 million Community Renewal funding from UK Government to help in the fight against climate change across the county.

Q10. Do you think we (the Council) are doing enough to help with the global challenge of climate change?

| | |
|-----|-----|
| Yes | 412 |
| No | 77 |



Q11. What other initiatives do you think we should investigate/invest in?

| |
|--|
| <p>It should be part and parcel of everyday working and form part of commissioning packages, for example where we engage housing builders to build our houses they should do so with trees in mind (avoiding high-maintenance stuff like grass and shrubbery which the council will then need to regularly cut)</p> <p>Housing development (private or public) should also be judged on thier access to play spaces (green land & play parks) which should become standard in all housing developments (over an appropaiate size or next to estates with limited access to playspaces) to ensure they are appealing to families, again consideration should be given to tree planting and solar panels as standard. Making playspaces a key consideration will also mean powys is dedicated in it's aim of becoming a child-friendly county as well as being a big appeal for families wishing to locate to Powys.</p> |
| Electric vehicle charging points in every town and village. |
| Greening all council vehicles incl school buses & maintaining roads in very rural areas so pot holes & poor surfaces are addressed so cycling is safer especially at night |
| Need to consider the global impact, decisions being made in Powys are having. So granting planning to more intensive poultry farms being developed will continue to have an increasing impact on deforestation in the Amazon as forests are destroyed to grow Soya. Soya being the main feed the chickens on these IPU's consume. |
| Moving fleet to electric vehicles |
| Better transport options |
| There's probably more to do but I would say PCC is doing stuff and taking the issues seriously. Electric fleet, grass verges left to flower wherever possible, active travel projects etc.. are all good. Maybe supporting some tree planting in communities working in partnership with various third sector groups maybe... |
| Solar PV farms and wind farms to generate income streams for the Council, more community woodlands and allotments/food waste/composting/growing/redistribution/local food/farmers markets initiatives |
| Grants and support to help residents transition to new sources / methods. A buyer consortium for residents, for supply of green energy at affordable prices |
| The Robert Owen fund is great but over complicated to sign up for. Recycling of flimsy plastic from home rather than coop or tesco, no new builds without solar/ heat pump/ etc, some local North powys trains would be nice but I know that's pie in the sky but no reason more local community busses shouldn't exist even on a ring first basis! |
| Promote use of green energy and other ways of cutting carbon etc by offering discount to taxes and other benefits |
| Think more about unnecessary transport - ie closing schools and creating more bus journeys. |
| Mass Vaccination Centres too far and no family appointments - this should be rectified. |
| Not sure - but seeing large council buildings sitting empty with the lights on is not encouraging. Support digital working etc and reduce reliance on buildings. Where buildings are needed they need to be sustainable - this includes schools. |
| None, I think the people of Powys need a break from excessive council taxes that don't deliver a service! People are struggling to make ends meet and the council keep wasting money! Criminal! |
| I think you should seriously consider NOT expanding what the council undertakes. Councils are very bad at involving themselves in business as can be examples by the many projects councils get involved with and spend money in a wasteful way. I have seen examples over the years as a Powys resident of gross waste, indeed I have been looking at a project in Welshpool that is currently ongoing and far too much money is being spent. It is very easy to spend "other peoples money" council tax needs to be reduced not increased! |
| The Council needs to focus on the nuts and bolts of providing services today as it's primary focus. Secondary to this climate and environment needs to be a part of every decision made, not and |

| |
|---|
| additional project in it's own right. The grants should be used to facilitate this and to mitigate the costs of making services provided more climatically efficient rather than be separate unconnected projects. |
| Nothing for kids to do. We get less services for more council tax. |
| Stop making people travel further for schools and health |
| Question 9 needs another option to choose from! I don't think anyone would be happy to lose the very limited services we have now, definitely no raise in council tax, we already pay far far too much and paying a little bit more and also losing services really sounds like you are taking the mickey! Option 4 would be use the money you do get better!! |
| You could start by having more Tetra recycling facilities available, as any Tetra packaging is near impossible to recycle but it's everywhere. |
| Addressing global challenge proportionally. Powys is an insignificant part with no influence. Grandiose personal vanity projects should be resisted. Cost:benefit all the way and under performance should be addressed quickly and decisively. Stop promoting failures within the system. |
| Banning HGVs off roads to use bypass only, reduce the amount of traffic lights, stop putting council tax up |
| More ev charging points |
| More electric charging points Support stopping Buttington Incinerator unleashing CO2 and gases into the environment by halting the proposals for good |
| More electric vehicles |
| Public transport there's little promotion of bus routes, no availability of them in most areas on Sundays. More frequency and look at creating new routes with providers. Trains are unreliable at present focus on that too and put more pressure on TFW to up their game and improve stations. While nice to have cycle lanes a lot of towns aren't suitable (or have lots of hills so many people don't have bikes). |
| more frequent bin collections. no more selling off public property. make the library in welshpool a library again and turn the museum back into a museum |
| Force transport for wales to have better services. We are encouraged to use public transport but when trains are late or cancelled and no bus replacement is available then it is officially for me to be green. Encourage more council meetings in the future to be online. Install solar panels on council buildings |
| Recycling bins in town |
| Need to focus on people's health and jobs not climate change |
| Revitalise our road network to support cycling and walking. Public transport like buses and trains are infrequent and not reliable so people revert to using their car. |
| Reducing waste. More focus on re enable energy sources. |
| Return free swimming for the over sixties and summer holiday children |
| Community projects for local people do undertake |
| Create more parking areas close to older housing areas as these residents will struggle to park and charge electric cars in the future unless something is done now. |
| Build more recycling facilities. |
| By all accounts powys are leading the way. And compared to surrounding counties that's very true. Sustaining these levels should be paramount! |
| More money for support workers out in the community |
| Rail network, cutting emissions from towns and villages, getting rid of chicken farms! |
| Water power generation |
| Just use common sense |

| |
|---|
| Pressure all businesses to take responsibility |
| Solar.on houses. Absolutely NO more wind farms! |
| Recycling |
| Library services |
| I don't know, but what I do know is your pricing hard working class families out of decent family homes, my tax bill £2570 this year and your already talking about another increase. its getting ridiculous |
| Solar panel grants |
| More recycling options |
| Stop prattling on about climate change-in reality the council are not going to make any difference! |
| community energy schemes |
| Not sure I know what is being done, needs more publicising |
| None if they cost money. Again unless they add value to the economy or improving the skills of our young people they should be left to voluntary organisations or the private sector |
| The community renewal fund is funding for the community from UK government. This is not council spending. What has the council spent on climate change action? There are so many opportunities on climate change that are also lower cost. There are so many investments in renewable energy which are profitable. The council should be prioritising every project that is both economic and supporting climate change. For example, massive building refurbishment of it's own buildings, LEDs, solar panels on every economic roof, larger renewable energy deployments on council owned land. These can then create long term economic stability for the council with predictable income. Having an enterpenural council which is financially resilient with it's own income streams. |
| Energy efficiency eg. LED/insulation, active travel, home working (better connectivity, or working hubs), public transport, support green businesses more than others, protect and develop open spaces |
| Funding/Grants for residents to create renewable energy such as putting in solar panels, ground source heat pumps etc to decrease the need for as much electric, oil, gas etc. |
| shared broadband in housing units, car share scheme, concerts in the park |
| We own a huge land areas within Powys which could be utilised for all types of biodiversity gains etc. |
| All council buildings using renewable energy |
| More recycling options eg for crisp packets, foil cat food pouches, nappies |
| sell some buildings, pay staff to work from home, make kids walk cycle to school |
| NA |
| more dog poo bins needed county wide |
| Small community green energy projects that allow small communities who are not connected to all utilities to provide their communities with renewable energy as an alternative to the off grid power sources many of them have to rely upon at present. |
| Build low carbon council houses |
| Active travel and low carbon tourism |
| Re-cycling more. Reduced plastic and ban plastic bottles completely. All building works in National Parks to have wooden windows/doors. More bus/train links Ban plastic on fruit and veg. |
| recycling in schools is little but never gets done also i thought powys was going paperless that hasnt happened plus why close down rural schools that work and have strong communities around them who would help and do help with the cost of running them just to build a new school somewhere else not very environmentally friendly when you have above the question on how to look after rural settings and encourage people to move to the area how about if it aint broke dont fix it |
| Electric Vehicle Charging Hubs |
| better healthcare access |

| |
|---|
| Change the mood music - it's very bad seeing Conservative and Independent councillors moaning and playing politics with motions to combat climate change. |
| More extensive recycling opportunities |
| Put major effort into looking at all the ways in which the council and citizens can respond to climate change - e.g. land use, better recycling, renewable energy, home insulation ... |
| Better recycling depots |
| More and better recycling, especially from doorsteps. |
| Reuse, upcycling and recycling. Initiatives to mend/refurbish and sell furniture and electronic items that would otherwise have been thrown away, to salvage metals and minerals from items such as mobile phones for use in making new ones, and as a last resort to recycle more types of material (e.g. tetrapak cartons). |
| It's impossible to comment since there is insufficient data for me to review. |
| Educating households through information campaigns, eg leaflets about how to help the environment on a personal level. |
| Climate change is seriously negatively affecting our biodiversity, so every opportunity should be taken to improve habitats - including supporting farmers to change some of their practises, less mowing of verges, and allowing more wild areas on council-owned land. |
| Educate the public to accept more onshore wind power. |
| All council owned/leased vehicles to be electric incl refuse lorries etc. All council owned or rented buildings to be heated via air or ground source heat pumps. |
| Grants to households to improve house efficiency and sort out the Conservation Officer to enable those in listed houses to install energy saving measures |
| More recycling i.e. plastics that are at present not recycled |
| improve public transport, support home insulation, improve recycling, use less plastic |
| Help develop public transport - lobby got a train every 2 hours, consult on bus services, assist car share schemes. Do not agree to more intensive chicken farms, ensure education includes climate change issues |
| Stop the planned incinerator at Buttington, which will add to local pollution. |
| Encourage us to use more public transport. Introduce us to new bus locations that can be accessed locally eg) Newport, Cwmbran. |
| A lot of trees in area have been cut down maybe we could plant more trees which may not be too expensive as we have areas in area where trees can be planted without causing too much disruption |
| Keep peoples bill to a minimum reduce unnecessary spending . Forget climate change quangos that do nothing other than cripple economy and put people on the bread line. |
| electric car charging points |
| No comments |
| None - there is no climate emergency. The climate has been changing - and will continue to change - for as long as the earth has an atmosphere. It is wasteful of resources and dishonest to try and stop the climate changing by focusing on a gas (carbon dioxide) that makes up just 410 parts per million of the atmosphere and less than five per cent of greenhouse gases. Especially as it is a gas that is essential for life on earth. Temperatures even if they increase by two degrees centigrade will still be below those of the Medieval Period (which was followed by the Little Ice Age - 1400 through 1850). The Medieval Period was cooler than the Roman Period which in turn was colder than the Minoan Period. There is robust evidence that increases in CO2 follow - not precede - temperature rises. Climate is influenced among other things by the way the sun burns, the orbit of the earth around the sun, the relationship between the earth and other planets, oceanic and atmospheric oscillations, cloud cover, the tilt of the earth on its axis. It is risible to think that we can, by reducing by a tiny amount the tiny amount of CO2 in the atmosphere that we can outweigh the impact of all those other natural influences. |

| |
|--|
| For the Council to indulge in this really rather silly concept, fashionable though it may be and especially when it will have adverse impacts on our economic, social and environmental sustainability, is not what local (or indeed national) government should be doing. |
| I believe that you could do a lot more with solar and wind energy due to the vast land available and the number of farms owned by the council |
| Make supermarkets support local farmers and growers by legislating a % of their stock MUST be from close by. In county at most. |
| Better Internet and mobile phone coverage to further encourage home working. |
| Renewable energy |
| Help with promotion of recyclable packaging and products. |
| even looking at the way these questions in this survey are being asked shows that a focus on climate change is simply not there. People may well not chose options that are required for climate improvements but councils and governments must implement them regardless. You need to be clever and tackle problems regarding housing and infrastructure on revolutionary ways. We cannot build ourselves out of climate change |
| Working with farmers to promote sustainable methods that provide income for them and improve the environment Promote farmers' markets and local food box delivery schemes Improve education and training in environmentally sustainable farming and tourism |
| electric vehicles |
| Planting community woodlands. Improve the range of products and materials recycled. Aid the agricultural sector in moving away from carbon-generating methods. |
| More cost efficient and carbon neutral homes |
| Need more public transport, more electric charging points for cars |
| Electric car charging infrastructure |
| plant more trees, forests on Council owned land |
| Local power generation. |
| Growing more food locally . |
| You should first ensure that people involved FULLY understand the impact of the changes being proposed to combat so-called climate change (normally meaning warming). It is evident that the impact of measures such as battery powered vehicles is badly understood. The whole life impact on climate and environment is currently worse that that of fossil powered vehicles. People fail to understand the problems associated with the sourcing and production of the raw materials both for the vehicles and particularly for the battery systems used. Also, it is becoming clear that far from warming we can expect the planet to be cooling over the next 10 to 20 years but this is not properly publicised or promoted as it doesn't suit the agendas of the few. |
| Less second homes in the community. |
| Encourage the public with enthusiastic engagement. |
| We are only just starting to be aware of the challenge, this is a climate emergency and we should be responding accordingly. |
| An integrated network of traffic-free cycleways. Healthy activity for locals and massive attraction to Green Tourism. |
| Electric council vehicles. Electric charging points throughout county including on lamp posts. |
| Retrofitting premeses to make reduce energy consumption. Council vehicles to be electric. |
| Improve public transport. Discourage private car uses. Provide technical and planning advice to residents who rely on fosil fuels to heat there homes. |
| Reduce carbon emissions from agriculture |
| Na |
| a more robust move towards the use of sustainable energy in their own activities & transport - and attracting and supporting those industries that can produce such technologies across the county |

| |
|--|
| Drop the use of Welsh as a second language wherever possible. It is just an unnecessary use of resources to require the use of Welsh. It also limits the recruitment pool of employees if staff have to be bi-lingual in English and Welsh. Road signs are particularly annoying as there is too much to take in when driving even at 30 m.p.h. There is generally too much "street furniture" on the roads. This is costly and ineffective. |
| joined-up management so we don't have school children planting wild flowers in verges and Powys council cutting them down ! |
| Inward investment |
| Allow better energy saving measures to be installed on an older housing stock. |
| PUBLIC TRANSPORT |
| We desperately need a A & E department in a good sized hospital.We have to travel 50 miles whichever way we go .Doesn't Cardiff think we are ENTITLED to a good hospital. Do they realise there are people LIVING in MID WALES |
| Look at more realistic alternatives other then £400,000 electric rubbish wagons that have batteries that are unrecyclable and only last 8 -10 years |
| Stop closing local schools, this will only increase travel and emissions |
| Stop giving planning permission to high carbon footprint and polluting industries such as chicken farms. Promote green technologies including solar and wind power. All new buildings should have solar panels or community wind turbines. Promote environmentally, friendly and sustainable farming and provide funding to help farmers do this. Engage with local and national wildlife charities to help educate the general poulation about caring for nature and sutainable living. Encourage supermarkets to reduce food waste by ceasing to use pre packaged vegetables. Support local growers and promote buy local. Ban plastic bags, including bag for life. |
| Avoiding building on sites liable to flooding or with other environmental impact. Making provision to support electric vehicles suitable for agricultural use. Reducing speed limits on rural roads. |
| See my comments at start of survey. Additional thoughts might include: Walking and cycling tracks are well worth while. Leisure and sports facilities wherever deficient. Health services, particularly dental and general outpatient facilities. We have very good local hospitals which are under-utilised. (GP services are not too bad.) |
| Planting schemes above flooding area to absorb rainfall. Electric vehicles for buses and increase amount so more available.public transport,.therefore people more likely to use instead of cars |
| 1.Ensure Council buildings and vehicles are carbon neutral by 2030 2. Purchase sustainable & ethical products & services wherever possible 3. Provide grants and advice for residents and businesses to go carbon neutral |
| better broadband for all : cuts emissions by enabling remote work |
| Recycle soft plastics from home collection. Increase in electric public vehicles and charge points. |
| car pooling initiative to cut emissions, enabling community understanding of climate change and how individuals can help with changes to lifestyle through workshops and pop up info stations and children's play |
| A more sensible source of 'green' energy. Wind farms and Solar are NEVER going to provide the energy we need, focus should be on development of a cheap way to produce hydrogen, then people would not need to follow the UK government's 'pie in the sky' schemes to replace gas boilers with (useless) heat pumps etc - our housing stock is far too old to work with this unproven technology. We also need this irrational stupidity which says we will all have to drive electric cars challenged - in rural areas electric cars are worse than useless, even if they were green (which they are most definitely NOT - we just let other countries mine the rare earth metals needed for the batteries, with all the resultant pollution that causes, and presumably we will export the life expired batteries abroad to be dealt with, so we can 'virtue signal' that we are 'carbon neutral' when we are far from being so. |

| |
|---|
| Promote and subsidise solar heating. |
| Provide greater support to volunteers and value their contributions |
| There should be an additional answer to Q10 which states 'don't know'. I do not think you are actively informing people of what you are doing to help with the climate change. |
| Better links between towns and villages, to facilitate safe cycling and walking instead of motorized transport, for work and recreation. |
| Ensuring businesses and homes built have green initiatives installed |
| Powys is pretty green, you don't need to spend too much on it; I can only suggest keeping an eye on illegal dumping, be it farm waste or fly tipping. There is an abundance of cars in the county too, maybe you can look at that if climate change is something you're going for. |
| See earlier re refuse collection. More integrated public transport utilising low emission vehicles **Address the incessant overuse of traffic lights on the road network, especially where lights remain in place long before and /or after work has completed. This adds tonnes of unnecessary idle engine emissions to the atmosphere, and no doubt considerable extra cost to the works ** |
| keep people better advised on what you have done to help with this challenge |
| Greener council vehicle and contractor vehicles. |
| Use Council owned land for solar farms |
| more public toilets & HGV stops |
| We need cheaper bulk collections to lower dumping. More recycling but maybe have some in the housing estates. So if collections are missed it doesn't build up, |
| Reduction in council's carbon footprint eg extension of home working and digital meetings |
| Lead by example and get more electric vehicles |
| Support planning permission for small-scale renewables |
| I think Powys is doing everything it possibly can though we have too many cars per head of population. I'd like to see the numerous bus routes being promoted and fewer cars queuing (with their engines on) on Llanfaes Bridge. |
| Reduce bosses, if we have less money from government get rid of the bosses |
| public EV charging infrastructure |
| Keeping bilingual schools |
| We are in the midst of a climate crisis, we should be doing everything we can - from promoting sustainable travel and providing the infrastructure for rural communities to use it, to educating out children in schools and improving waste collections. We are a household of 4 adults and could cope with a monthly residual waste collection, for example, but with an increased range of recyclables collected at kerbside (e.g. Tetra Pak, plastic film, small weee and textiles). |
| Moving to better insulation for houses |
| Encourage reforestation of the bracken covered commons in the BBNP. Include basic financial literacy and awareness of climate issues in schools. |
| Provide the means for people to make good choices - active travel (for example) will hit health, well-being, resilience, mental health, poverty, community development. Be the facilitators of it, and then let people get on with it. Don't provide details telling us to cycle /walk more, provide crossings, cycle lanes etc. For example - the cycle path from Llanyre to Llandrindod has tens if not hundreds of people a day using it - that's what we need. Give people the tools. |
| Increase public transport availability |
| Discounted fees and taxes for single individuals |
| Increase EV charging points, public transport, support planning and building control to make housing upgrades easier. |

| |
|--|
| <p>Longer hours for recycling centre. Reduce charges for collection of waste from homes. More clarity in what and cannot be recycled. More information on where to recycle all waste including single use plastics. More information on damage caused in our community by burning, tipping etc.</p> |
| <p>Look at home-working as the new ways of working to decrease the amount of cars on the road. Look at having meetings delivered virtually so people aren't having to use carbon emissions to attend an hour long meeting a couple hours away from their home.</p> |
| <p>Agricultural regulation especially poultry units to fight pollution</p> |
| <p>Invest to save and improve local community allotments and provide more funding for local community and town councils to deliver what it needs.</p> |
| <p>Lead the way with making council properties/initiatives green ASAP. Get solar panel on every council building, switch to air and ground source heat pumps, use solar and tidal energy where possible. Start with yourselves to provide a good example, make bigger industries do the same, and help smaller businesses and residents to follow your lead.</p> |
| <p>Sell off more property for redevelopment.</p> |
| <p>Plant more trees .</p> |
| <p>See very few council vehicles running on battery power. Grants for domestic solar power and more efficient boilers.</p> |
| <p>More electric charging points. More investment in public and community transport to cut down on car use. Maybe bike or scooter schemes in larger towns. More community recycling centres. Stricter building regulations on carbon neutral and energy saving house building - and making sure green spaces are included in every housing development. MUCH stricter control on river pollution - no more large chicken farms and other polluters. Balanced tree planting initiatives - where they are needed not just for the sake of planting them (eg leave bogs as carbon sinks)</p> |
| <p>More recycling schemes and centres. Support for household energy initiatives.</p> |
| <p>More upcycling and recycling projects. For example, the change in the road structure in Brecon has reduced the accessibility to drop items off at the charity shops of your choice. I agree that traffic should not go through the centre of town. Pedestrians should have the ability to walk around the shop safely and that the shops have opportunities to increase their footfall by using the area in front of their shops. I love that European feel it brings to the community. If the charity shops had access to a warehouse in the industrial estate. Then people could drop off their unwanted items. They could be processed (creating job opportunities), then sorted to the different shops. As not all shops want big furniture, these could be given to homeless projects or low income families. Or sold to create more revenue to reinvest in different projects. Crafts recycle centre - which could also be used by schools.</p> |
| <p>Further education in Powys is shocking. Very few courses. Very few venues. Hereford looks to be the closest for my daughter. Set up online/digital colleges for rural learners.</p> |
| <p>As per question 3 answer</p> |
| <p>Better home and business insulation</p> |
| <p>Clean rivers and water courses</p> |
| <p>During CON29, new reports say that heating has the biggest impact on carbon emissions, so by making staff work from home they are now heating each of their own locations instead of being in one heated location - while of course the impact of this cannot be recorded, the fact that there will be an impact should be recognised by the council as its own doing. To offset this, it would be a good idea to start a insulation subsidy scheme for all Powys homes so if people are homeworking then they are not using so much energy. In particular as a lot of people are in rented homes, incentives for landlords to improve their housing stock.</p> |
| <p>New concrete mixes that do not add to Carbon footprint ie LC2 / LC3 and the new concrete that stores Carbon. (Available now).</p> |
| <p>Wind Turbine, Hydro and Solar Power initiatives</p> |

| |
|--|
| Re-evaluate how re-cycling is being provided and aggressively pursue improvements. Move to an all-electric fleet of vehicles as soon as possible. All new vehicles should be electric. Any unexpected replacements should also be electric. |
| Don't know the answer to #10. Know little about council's initiatives in this area. |
| Help for old housing stock to insulate and reduce heating - not just roof insulation which most of us can afford - it is double glazing, more efficient heating etc. |
| More public transport that is frequent and reliable, not for towns and city's, for those of us who want to play their part living semi rural and be able to leave the car on the drive. Failing that and again not in the major towns or cities, electric charging points. I don't live in a major town or city and I only see money and services being poured in those directions |
| supporting farmers environmental initiatives |
| Car power points |
| IF you want vibrant communities STOP closing village schools. If you want to improve education, STOP closing village schools- this unimaginative plan of closing what are hubs of communities goes against all that you say that you want to achieve. What is a community once you have taken the school? Children do well in small village schools - invest in them. Use imagination to perhaps make different schools centres of excellence- Seeing what the council is actually doing undermines all the grandiose promises. Invest in the communities and the children by keeping the village schools. |
| More cycle networks as a lot of the county's roads are narrow and winding being used by a range of vehicles. |
| more recycling initiatives |
| Solar panel fields |
| Provide more pre school staff. Develop a better pre school admission policy and prioritise locality over age. Currently we have children being driven 30 minutes to a setting because non local children who are months older were given the place over local children. This is not going to help climate change. |
| Increase the opportunities to recycle a lot of what currently goes into general waste and landfill |
| public transport improvements for isolated areas to reduce the number of private vehicles on the road |
| Promote buying hotel and wedding garden hotel |
| Insulate public buildings and use renewable sources of power everywhere. |
| Stop paying to have biomass boilers burning for the sake of it |
| grants to support residential households become more energy efficient e.g. insulation and double glazing and transfer to sustainable energy provision eg wood pellet boilers and air source heat pumps |
| As a small charity we acquired an electric wheelchair adapted vehicle with National Lottery funding during the pandemic. I do not see the same initiative in the Council. Street lights should be switched off after midnight. There should be initiatives to work with schools to reduce overnight lighting of premises. Work should be undertaken to work on initiatives to help people in their homes to reduce power usage. This was done during the 1970s during the power crisis and should be considered again. The Council should look to invest in community gardens/allotments. It should look at how it uses its own buildings rather than close them. It should support local power generation. There should be a focus on the environment and planning should address the rise of industrial farming by large companies in the County which are leading to road congestion with large chicken lorries and pollution of our natural environment in particular the Wye. |
| solar panels on all council buildings. |
| Help with insulating homes, there are a lot of v old buildings in Powys and they are hard to insulate, there needs to be a better more workable aim to help insulate whilst maintaining their historic value |
| More electric car recharging point in car parks. |
| Water and wind generation of power |
| Investigate realistic ways in which our communities can move forward to becoming sustainable and how the council delivers this practice. |

| |
|---|
| <p>Small Hydro electric stations on our waterways to power local communities.</p> <p>Encourage food closer to home</p> <p>Help support initiatives from local people who have carbon neutral ideas that could be scaled up</p> <p>Tree planting and green spaces built into any new build. But also plants trees and food producing trees and bushes on any council land so homeless can feed themselves...apple trees etc</p> <p>Encourage more recycling and upcycling schemes</p> <p>Use of wool as insulation</p> <p>Build houses fit for the future</p> <p>Encourage all schools to have their own veg garden tended by pupils</p> <p>Encourage eco farming</p> <p>Support young farmers to help change farming practices whilst remaining viable</p> <p>Create more allotments and community growing spaces which also helps mental health</p> <p>Support more health teams so that they have responsible for a more defined smaller community without having to drive all over part of the county. (like the village district nurse of old)</p> |
| <p>more ev charging points (free)</p> |
| <p>More recycling, currently there is a lot of plastic that is not recycled by the council</p> |
| <p>Allowing children to access schools within their local area rather than building huge schools which are further away and thereby increasing the need for transport</p> |
| <p>The environment - biodiversity eg ban the use of pesticides or herbicides this would save money.</p> <p>Tree planting. Encourage organic farming. Encourage community projects to set up growing and selling local produce.</p> |
| <p>Be much smarter about climate initiatives — https://copenhagenconsensus.com/copenhagen-consensus-climate</p> |
| <p>We need to establish better county wide coverage of Broad Band, encourage the development of the economy making Powys a place where companies want to locate to and operate from and we need to be providing sustainable and affordable housing to encourage our young people to stay within the County of Powys.</p> |
| <p>Alternatives to car transport</p> <p>Reducing the need to travel</p> <p>Green energy</p> <p>Local food production</p> <p>Supporting local business to generate local supply chains</p> <p>Supporting homes to be carbon neutral</p> <p>Investing in biodiversity</p> <p>Supporting the use of local natural resources, eg. wool and industries that could be developed for this</p> <p>Investing in the circular economy</p> <p>Investing in existing buildings rather than building new</p> <p>Supporting town centre regeneration to create a 'shop local' trend</p> <p>Tree planting (recently a lot of trees that were planted by volunteers were cut down in Brecon by PCC contractors)</p> <p>Carbon locking</p> <p>Committing to plastic free council run organisations - eg. schools</p> <p>Locally produced school meals</p> <p>etc. etc.</p> |
| <p>Sustainable employment through local businesses, with local people becoming stakeholders so money is reinvested in the local community with priority given to establishing local business over multinationals</p> |
| <p>Solar panels grants of say 50% to encourage people to get them</p> |
| <p>Support homes to become more eco friendly with double glazing and new boilers for ALL homes not just unemployed</p> |

| |
|---|
| Invest in proper recycling - don't export to China, Repair, Reuse and recycle here providing jobs and skills and use the recycled goods to produce a revenue stream. |
| Re-use centres such as that at the recycling centre at Lower Cwmtch should be expanded and replicated at council properties. 😊 |
| Restore rail links |
| Use local (Powys contractors and not just one like currently to install more car chargers and make The existing infrastructure more efficient ie energy saving solutions to all Housing and council buildings |
| Electric vehicles |
| PROVISION OF TRAINING FOR ADVISORS AND MAINTAINERS OF NEW TECHNOLOGIES IMPROVEMENT OF INSULATION OF COUNCIL HOUSING AND OFFICE STOCK |
| Electric charging points to support the infrastructure to run electric vehicles. |
| not sure what you are already doing-but supporting regenerative farming might be a good thing |
| Protecting the rivers being dumped into |
| Sustainable transport infrastructure, particularly cycling, and encouraging participation. |
| I don't really know what you are doing now. But providing better access to good digital solutions and better cycles tracks and places to park bikes in towns should help |
| Recycle soft plastics until these are actually replaced with more sustainable alternatives |
| Investment in buildings - lots of buildings and schools are single glazed, not insulated and leads to excessive heat being lost. Find a way to process soft plastics for recycling |
| Bike paths on the road and in the public fields/woodlands |
| plant trees |
| Wind, sun and hydro energy. |
| Increase opportunities for efficient recycling and reuse of items that still have plenty of life. Encourage sharing of resources so that people can loan seldom used equipment rather than own it. Invest in renewable forms of energy e.g. wind to power public buildings and communities. |
| More support for power generation from relatively small hydro schemes. |
| Do not close rural schools, this necessitates more transport hence more environmental damage |
| electric vehicles and charging points maybe hydrogen too, planting trees |
| You should investigate how and why there are so many IPUs in this county as compared with others across the nation - they not only create pollution but are also having a negative effect on tourism and residential amenity for a minimal amount of employment created (the bulk of which is construction and processing which takes place outside the county). A few are gaining large profits to the detriment of the many. |
| Improve energy efficiency and the long term cost savings this can bring. Deploy renewable energy and the income generation this can provide. Realise the cost savings from switching to electric vehicles. Consider social return on investment, use life time costing and consider the costs of inaction. Use the high level position of finance to bring together departments and find lowest cost solutions through integration. |
| Totally transform digital connectivity in Powys Car charging points Much enhanced local support, including financial support, for local residents in old housing stock, to address home heating issues Expanded and improved facilities for recycling Enhance public transport |
| You appear to miss out your primary task of maintenance and remedial work as highlighted earlier in this survey. This should be your No 1 activity with other topics lower down the pecking order. |
| Water generation of electricity |
| Community open spaces and outdoor family leisure places eg parks |

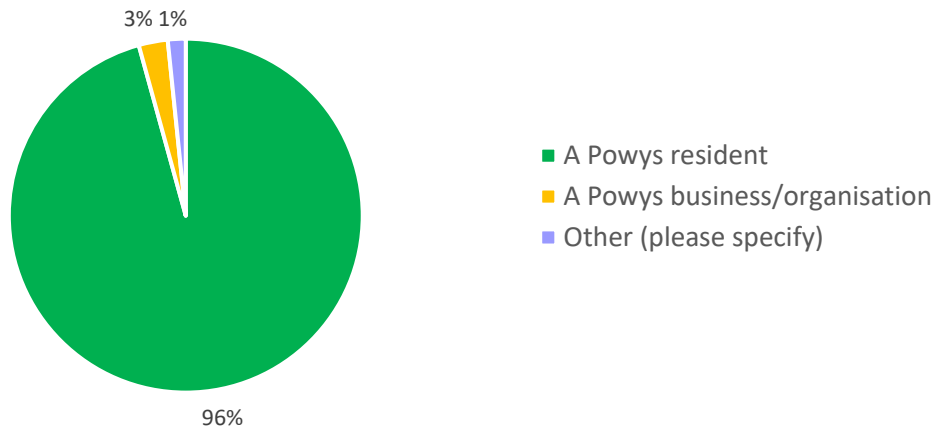
| |
|--|
| electric car charging points |
| Electric powered public transport and increased recharging electrical points for privately owned electric vehicles within residential areas and public parking areas. |
| Increase electrical microgeneration capacity on existing urban roof area. |
| Reducing carbon footprints - more electric vehicles |
| Concentrate on what we need now, not what the climate might be in a hundred years |
| the installation of solar panels and battery storage on every council house new and old improve insulation on all council houses and buildings |
| Electric/ hydrogen vehicles |
| Solar panels fixed to the roof of every new build property and grants available for home owners to fit to existing properties without them |
| - Supporting provision of electric vehicle charging points - Seeding / promoting local initiatives for improving home insulation |
| Cut the pay at the top thus saving the increase of council tax AGAIN. It has become extortionate! Check that every house is correctly banded, thus recouping hundreds of thousands. |
| Recycling of soft plastics (packaging/wraps etc) |
| Tree planting in council owned land. Let roadside verges go uncut so wildflower and insect habitat is protected. |
| I am concerned about the run-off of nitrogen rich effluent originating from Intensive Poultry Units (IPU) running into the River Wye and other water ways. |
| Plant many more trees. Trees are the lungs of the earth. Provide incentives to landowners to preserve mature trees on their property. |
| support communities, residents and farmers already doing this - ban glyphosate use, keep small schools open and assist them in becoming community energy hubs - with solar or wind - and even market gardens/aquaponics/organic eggs - this would be good education for the children and bind the community and it would create profit that would allow these local community schools to stay open and even reopen the ones you have already closed. |
| Support cultural organisations and projects that bring together the arts, learning, tourism and the natural environment to create a vibrant identity for Powys. |
| post 14 education, stop paying the higher management so much money, but most importantly why are there so many local councilors? and stop paying for their lunch!!! |
| Improve the public transport network. Ensure that new housing stock/office buildings are more environmentally-friendly. |
| Climate change seems to be the single biggest issue. The rest of this survey seems pointless if humanity are on the brink of an existential risk. |
| training for 'green' jobs, encourage the general public to be more aware of the climate crisis , perhaps more education, explanations of how much ordinary people can do |
| Retrofit insulation for old houses across all powys |
| Disinvest in fossil fuels. Put more investment to encourage renewable energy |
| Greater investment/subsidies for public transport. Improvements in road safety for cyclists and pedestrians |
| Grants to support wind and solar energy to private properties eg farms |
| Recycling tetra paks, home life skills so folk aren't dependent on ready meals, less plastic in supermarkets and more refillable stations. |
| More support for homeowners to make homes more energy efficient. Make roads safer for cyclists (lower speed limits, more pedestrianised areas), put PV on roofs of all the councils building stock, work with schools to increase walking and cycling to school, set up pilot "low carbon" smallholdings to refine a business model for hill farms to move away from livestock farming and develop other profitable revenue streams that could be replicated through the county. |

| |
|--|
| Declare a Biodiversity Emergency as the two are very much linked. Support for energy saving measures in all aspects of life, reduce consumption and ensure all materials purchased are truly sustainably sourced and locally produced where possible |
| Active travel (encouraging people to walk, cycle, use buses & trains) |
| Active response to reports of bad practice, planning violations in countryside, and environmental damage. I think you do well on recycling, need to put even more into control of fly-tipping. |
| I would like to see a list of potential initiatives which is circulated to residents/communities to have a say in what preferences they have. This will obviously vary across the County depending again on the size of Communities (Carreghofa has an estimated population of 300 max). |
| More electric car charging points in rural areas, to encourage rural communities to buy into electric vehicles. |
| Reducing carbon in construction and emissions from operation of Council buildings. Planting trees / agro forestry on the County Farms estate. |
| Provide public transport alternatives to private cars. |
| More promotion and support for green transport |
| affordable housing, improved transport network, availability of nearby schools, post offices, banks, etc., grants to improve insulation and renewable energy in private homes and public buildings |
| should have the wheely bins collected every 2 weeks, like the rest of the country |
| Reducing reliance on cars: improving cycle routes and public transport. Improving the quality of peoples' housing e.g. whole-house retrofit. More local food production. Local procurement. |
| Invest in renewable energy and new job opportunities it wd provide |
| Land for allotments, community growing, orchards, woodlands. |
| Resilience of electricity network in more remote parts of the county - push electricity distribution operators to invest more in the area. Provide more electric car charging facilities at car parks, in high streets, and at tourist destinations. |
| More kerbside recycling |
| n.a |
| (i) Creu / ail-agor ffosydd ar hyd ochr priffyrdd, i sicrhau bod dwr glaw yn llifo i ffwrdd oddi ar wyneb y ffyrdd - fel na fyddo llifogydd yn dinistrio wyneb y tarmac a chreu tyllau a phyllau peryglus, sy'n niweddiol a drud iawn i'w trwsio - o safbwynt teiars a pheirianwaith crogiant cerbydau. (ii) Torri gwrychoedd ochr ffyrdd lle bo llysdyfiant gwrych yn llwyr guddio arwyddion ffyrdd; gan beri trafferthion, dryswch a pheryglon difrifol i lawer o yrrwyr cerbydau sy'n ddieithr i'r ardal. |

About you

Q12. Are you answering this survey as...?

| | |
|-------------------------------|-----|
| A Powys resident | 469 |
| A Powys business/organisation | 13 |
| Other (please specify) | 8 |

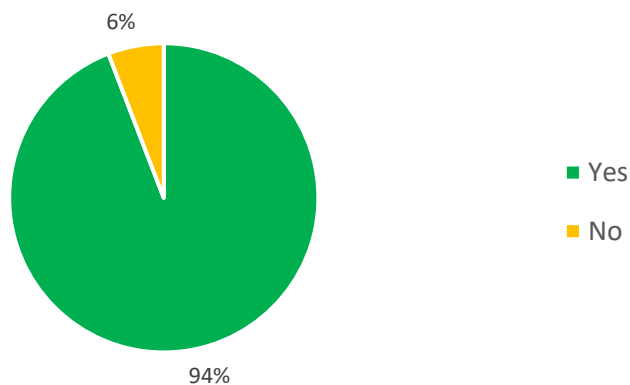


Those who answered 'other' included:

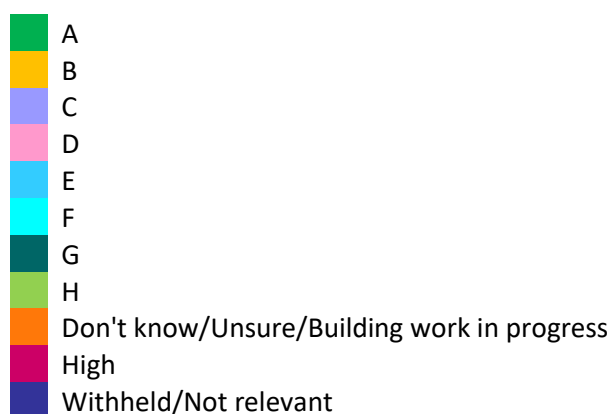
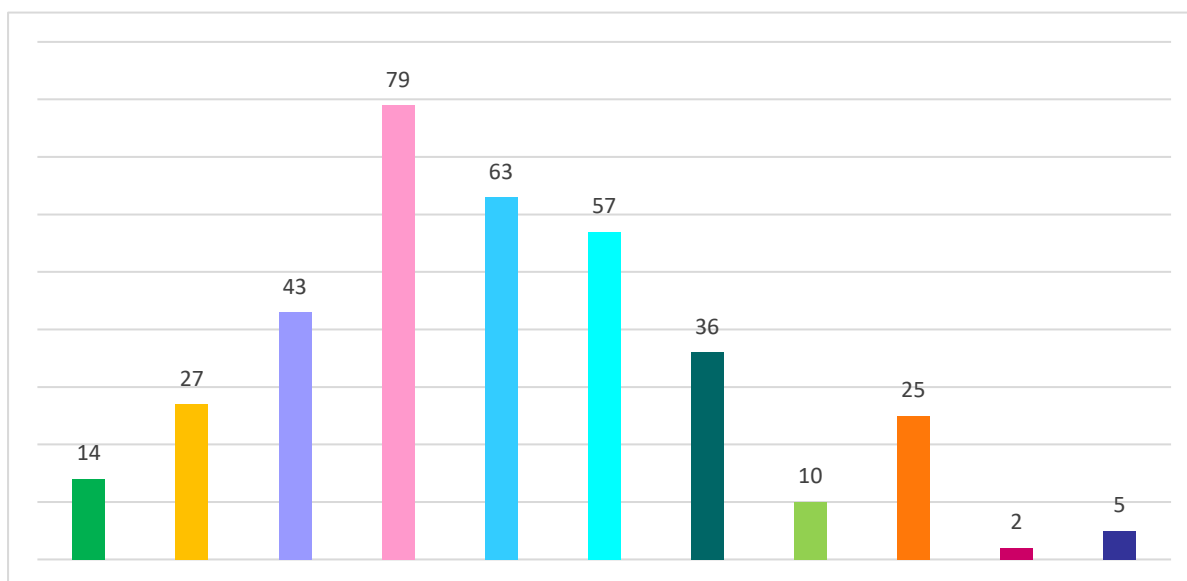
| |
|--|
| NA |
| Resident of a neighbouring county in mid-Wales. |
| Council Employee |
| On Behalf of Aberedw Community Council |
| Community Council |
| both |
| As Powys Action on the Climate Emergency - a network of community organisations working to address climate change. |
| Both as a resident of Carreghofa and Chair of Community Council |

Q13. Are you the Council Tax payer in your household?

| | |
|-----|-----|
| Yes | 412 |
| No | 77 |



Q14. If yes, what Council Tax band is your property in?



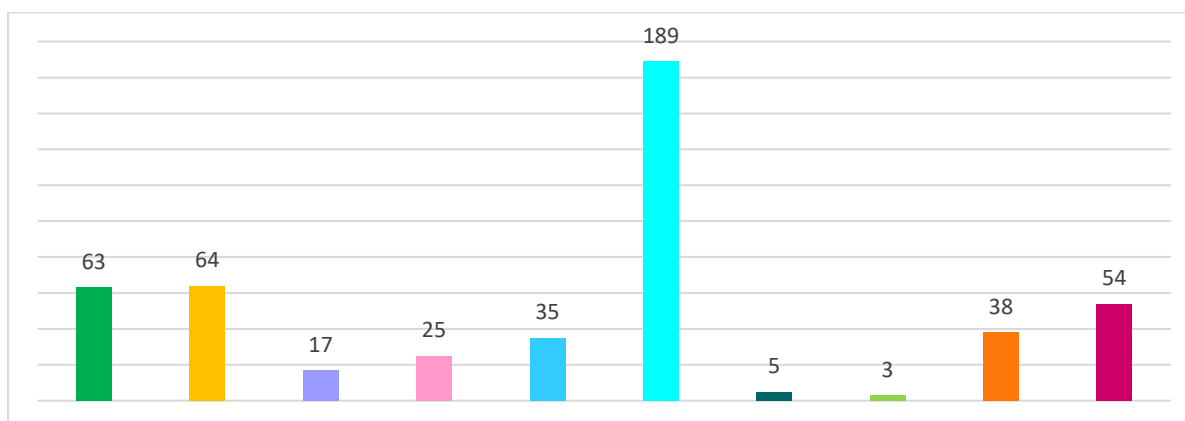
Q15. What is your postcode?

| | | | | |
|----------|----------|----------|----------|----------|
| LD1 5LG | SY10 0JZ | sy10 0DB | LD3 9BP | SY10 0AW |
| SY18 | Sy10 0js | Sy19 | LD2 | SY16 2TB |
| SY15 6DU | Sy16 2dr | SY100AG | Ld2 3 | LD6 |
| SY219NN | SY21 | Sy21 | SA9 1AR | SY21 9LJ |
| SY21 0JB | LD4 | SY219NW | N/A | SY21 |
| SY22 6SP | SY217 | SY21 7uz | SY21 | SY21 7QE |
| Sy21 | SY217ng | Sy22 5dq | SY22 6JP | Sy217nn |
| Sy16 1hh | SY21 7TN | SY218DU | Sy16 | Sy156pu |
| Sy219bx | SY21 7UP | Sy21 9qb | SY217 | SY17 5QG |
| Sy21 7uu | Sy16 4jn | Sy16 4pr | sy5 9bj | Sy16 |
| NA | SY22 6UH | SY22 6AJ | SY21 9QE | Sy5 9as |
| SY22 6NP | Sy217hn | Sy218ny | Sy210hf | Sy21 8hs |
| SY21 0RY | Sy16 3db | HR3 5LF | Sy163lq | Su21 9jb |
| SY21 | Sy16 1ns | SY217QZ | SY21 7SS | Sy21 8dh |
| SY21 7PL | Sy15 6up | Sy21 8lt | Ld15ex | Sy21 7rj |
| SY21 9HT | Sy16 | SY21 | SY217TJ | Sy219pa |

| | | | | |
|----------|----------|----------|----------|----------|
| SY21 8SG | SY16 | SY16 3HA | SY22 6RX | ld1 6ue |
| SY21 9QE | SY16 | LD1 | sy161hq | LD3 0 |
| LD3 9UA | LD1 6TA | SY16 2DT | SY16 2HY | LD3 |
| LD1 5bx | ld15bd | LD1 | LD7 | SA9 1HT |
| LD3 | ld3 7hr | SA9 1JB | SY21 3NS | LD3 8TD |
| LD3 | SA9 2PP | LD1 | LD3 8PJ | LD38LW |
| LD15DL | LD2 | ld15ll | NP8 1PS | Ld30ub |
| SY21 0RS | LD1 | SY17 | SY22 6NQ | LD3 9SX |
| Ld1 5sa | SY22 5JD | NP8 1BZ | Withheld | SY20 9EZ |
| SY22 5HG | LD15SH | LD37NQ | SY18 6RY | SY10 7QB |
| NP8 1DS | LD3 | SY16 1RG | SA9 1BJ | SY20 8LR |
| Sy175pw | SY18 6JQ | LD1 6AH | sy226dg | LD71HB |
| LD3 7HY | LD3 0AL | SY21 8EX | ld30bt | Ld1 6as |
| SY15 6NQ | LD1 5HB | LD30LA | ld5 4yh | Sa10 9ns |
| N/A | Ld6 1au | Sy20 8ns | LD6 5ND | Ld1 5ex |
| NP81SB | SA91LG | LD1 5NA | LD6 5LE | SY22 6RZ |
| LD3 9EY | NP8 1NQ | SA9 1NX | LD1 5SH | LD71SD |
| LD6 | HR3 5DL | SA9 1PE | Sy15 6bb | LD3 7RT |
| SY218FA | SY10 0PD | Ld8 2nt | LD7 1BD | LD1 6RJ |
| LD2 3NP | SY20 8BE | sy161qj | SY21 8TF | NP 8 1EW |
| SY22 | np8 1sy | LD3 | LD1 6 DN | SY10 0BA |
| SY18 6NU | SY21 7TG | LD4 4AT | Sy16 2dq | SY21 7NG |
| LD3 8DD | Sy15 6he | SY226SG | Np8 1nu | SY20 8BU |
| SY18 6NG | NP8 1NA | LD7 1RH | LD7 1ES | Sa11 5us |
| LD2 3JU | SY21 7SF | Ld3 9sx | Ld1 | LD1 5PU |
| SY22 6DX | LD1 5BN | LD1 6PU | LD15LG | SY10 |
| LD1 6ND | SY10 0AG | LD1 5NZ | LD7 1PR | LD3 9BQ |
| NP8 1EX | ld6 5nb | SY21 8DA | SY20 9PA | LD1 6BB |
| LD7 1LA | LD3 7NL | LD2 3UF | SY17 5EG | SY16 2AL |
| LD3 0YZ | Np81sw | HR5 3NT | sa91xr | SY22 6QS |
| ld8 2el | Ld15nt | SY21 7RJ | sy16 1hy | Ld3 9hr |
| LD7 1BD | LD5 4RL | sy16 2jg | LD3 9DF | SY17 5EW |
| E | sa9 1d | LD3 | Sy10 0al | LD1 6Dw |
| NP8 1SU | Sy161bh | LD1 | sa91sy | LD6 5BH |
| SY16 3DS | Sy208nr | sy225je | LD2 3SN | Hr3 5sb |
| SY18 6DD | LD16BN | LD8 2AJ | sy21 | np8 1sq |
| LD1 | SY21 | LD1 6UT | LD4 4EB | LD1 5LN |
| Sy16 3ep | SY15 6JS | SY18 6PQ | SY22 6XS | LD6 5HN |
| LD3 8BG | SY22 | LD3 9DG | LD3 8PH | LD1 6EW |
| SY197BW | NP8 1LJ | Ld39re | SY15 | SY109LB |
| Ld3 8da | LD1 5LP | LD1 6AY | LD1 6TY | LD2 3SQ |
| Np81lt | LD 1 6AU | SY16 3BT | LD3 9AP | SY219PB |
| SY16 1PX | SY21 7PE | LD1 5EW | sy21 9nh | NP8 1LU |
| sa9 1xb | Builth | LD1 6TA | HR3 5AB | HR3 5NR |
| SY21 | LD7 1NP | Sy16 | LDE 7GA | ld7 |
| ld3 9ue | Ld3 | LD16DT | LD2 3PH | LD30BW |
| LD30BG | Sy21 9nq | NP81AS | SY22 6BE | SY21 7QS |
| SY21 9NR | LD6 5BH | Ld5 4ra | SY22 6FD | LD3 7US |
| LD7 | LD3 7AX | SY20 8UN | Ld2 3BU | Sy21 9nu |

| | | | | |
|------------|----------|----------|----------|----------|
| LD8 2AT | LD3 7BZ | LD3 7PX | LD2 3SP | Ld3 8ed |
| LD3 7AJ | SY100BZ | LD3 7AJ | LD3 9QA | ld8 2tn |
| HR35NR | SY197AP | LD2 3ER | HR3 | LD1 5NA |
| LD3 8HR | LD3 | LD3 9BN | LD1 6EW | SY21 7RJ |
| SY100AD | SY21 9QA | SY21 8NN | Ld7 | LD4 4EB |
| SA9 1yx | LD3 9LH | SY22 6 | SY16 2QR | SY22 6XX |
| SY22 6SG | LD3 7RT | LD3 7AJ | sy22 6ql | Sy156nw |
| LD2 3SB | Ld65lw | LD3 7PP | LD6 5LZ | LD2 3SN |
| LD3 7UG | LD7 1HY | SY21 7PT | LD2 3NG | LD3 9SZ |
| NP8 1DQ | ld1 | SA9 1GP | SY21 7NB | LD8 2SA |
| LD7 | NP8 | Ld1 6ut | ld3 7sp | Sa91hh |
| LD1 5ET | SY20 8SH | SY18 6JT | Ls7 3sp | LD4 4DP |
| SY21 9JE | Ld30lx | SA9 1JB | LD2 3YF | LD8 2RG |
| SY21 8DZ | Ld7 1sr | NP8 1DU | Sy186dd | SY16 2QB |
| Not needed | LD3 7YB | LD | LD1 6NU | LD1 6NU |
| LD6 5LU | SY18 | SY21 0LF | SY21 8AF | LD1 %UA |
| Ld65pd | LD1 6NE | SY27QU | LD3 7UG | SY22 5NA |
| LD8 2EY | Ld65pd | SY17 5PU | SY18 6NZ | SY22 6JL |
| LD1 6AG | SY15 6LQ | LD3 8DA | SY21 9AR | SY21 9DZ |
| LD2 3PH | Sy21 9eu | SY18 6 | SY18 6JB | NP8 1NU |
| SY22 6FD | LD1 6YA | SY18 6DY | LD6 5LU | LD8 2HG |
| Ld3 7ff | LD8 2LW | SY175JT | SA9 1QY | SY20 8AS |
| SY20 8BY | LD8 2AT | Sy20 | ld3 9eh | SY10 0LR |
| LD1 5TL | hr | SY15 6JS | SY16 2TB | |

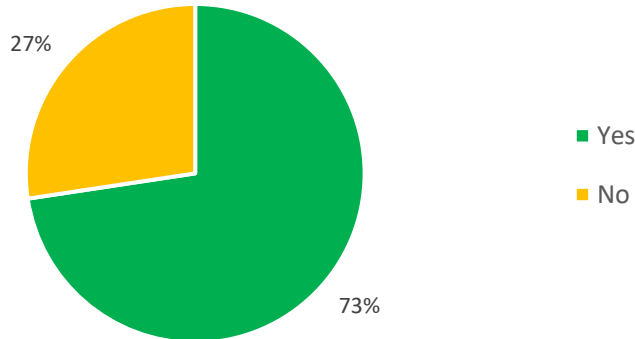
Q16. How did you hear about this survey?



- Council website
- Council social media accounts
- Newspaper/magazine
- Word of mouth
- Local town, community or county councillor
- Direct email/letter
- Powys People's Panel member
- Through the council's consultation hub
- I work for Powys County Council
- Other (please specify)

Q17. Are you happy to answer a few more questions about yourself?

| | |
|-----|-----|
| Yes | 358 |
| No | 135 |



Respondent who selected 'yes' answered the following questions. (Respondents who selected 'no' were directed to submit their survey answers and end the survey)

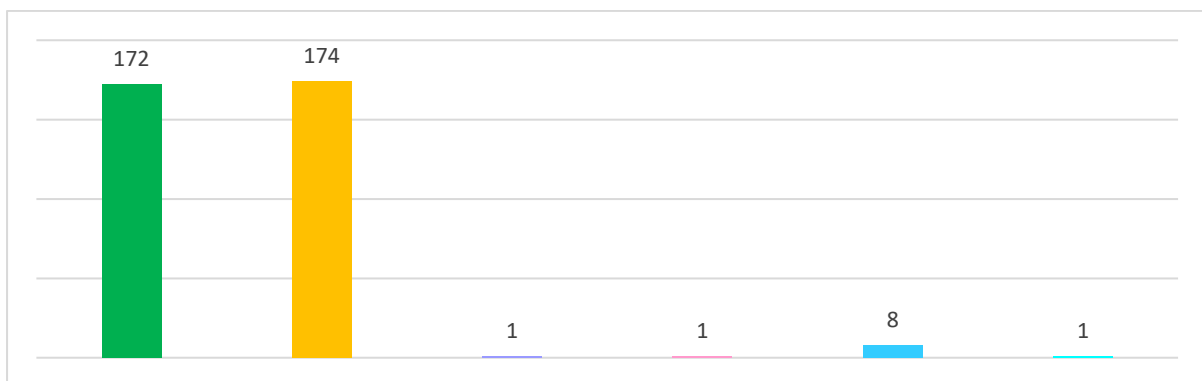
Equalities monitoring

In order to help us ensure that we are providing services fairly to everyone who needs them, we would be grateful if you could answer a few more questions about yourself.

The information you supply will be kept confidentially and will only be used for the purposes of equalities monitoring.


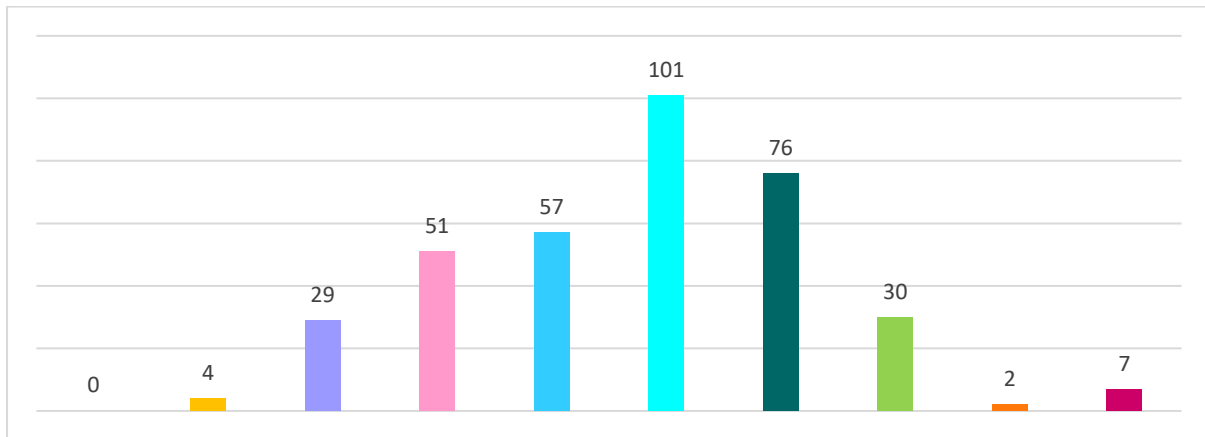
Completion of these questions is not required as part of the survey. You do not have to answer any of the questions if you do not wish to do so. Alternatively, you can choose to answer some and not others by selecting the 'prefer not to say' options.

Q18. What is your gender?

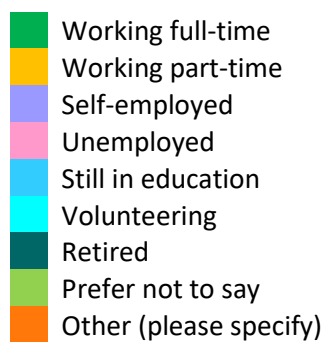
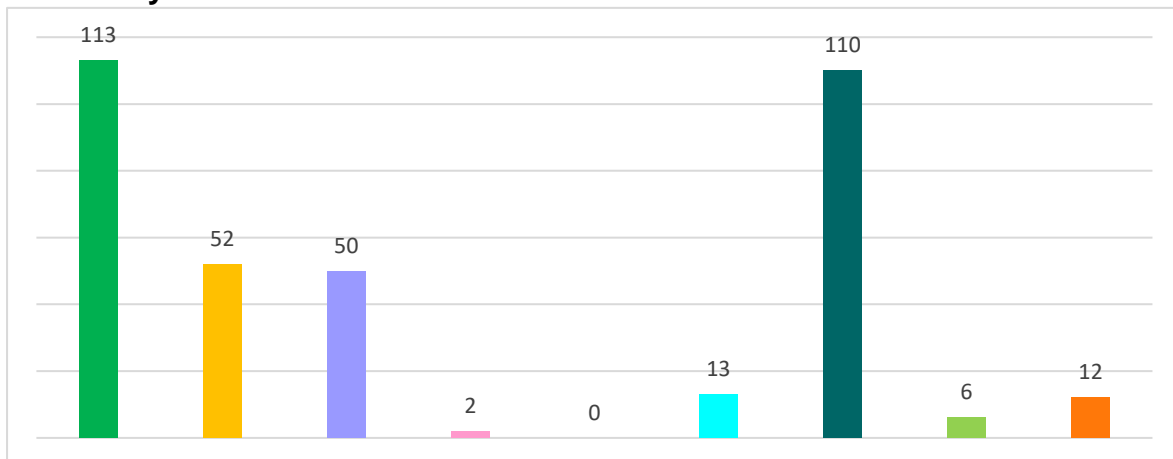


- Male
- Female
- Transgender
- Gender neutral
- Prefer not to say
- Other - Non-Binary

Q19. How old are you?



Q20. Are you...?



Those who answered ‘other’ included:

| |
|--|
| Full time parent carer |
| Disabled |
| Full time unpaid carer and disabled |
| Off sick waiting to see a neurologist, poor health service |
| Work part time, and part time self-emp |
| Not working due to disability. |
| Volunteering/Retired |
| Disabled because of cancer and receiving palliative care. |
| Formaly retired but partially self-employed |
| Carer |
| Disabled but looking at self employment |
| Yn edrych ar ol y wraig sydd a Cancr trefynnol. |

Q21. What is your preferred language?

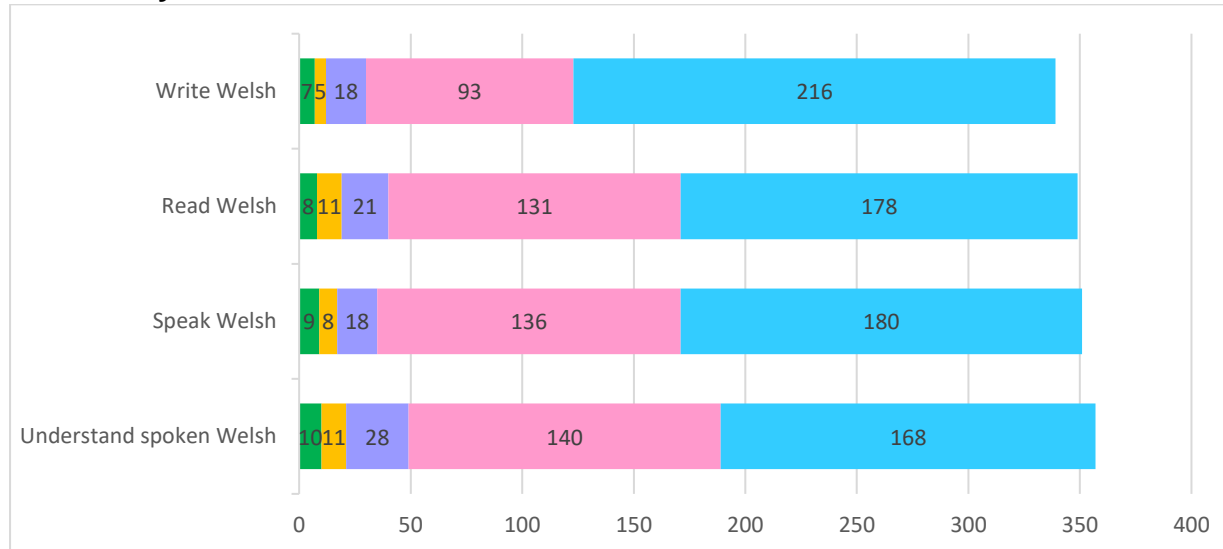


- English
- Welsh
- BSL - British Sign Language
- Prefer not to say
- Other (please specify)

Before you go

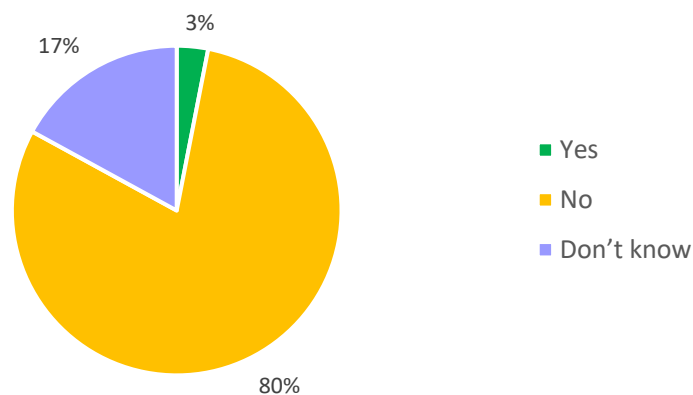
We have a couple of questions about the Welsh language that we would love to hear your views on.

Q22. Can you...?



Q23. Do you have any concerns or evidence to suggest that the council is treating/using the Welsh language less favourably than English?

| | |
|------------|-----|
| Yes | 358 |
| No | 135 |
| Don't know | |



Q24. If yes, please give details:

| |
|---|
| Council Tax dept contact . When phoning the wWelsh option was no one to answer but when opting for the zEnglish version it was answered within two minutes. |
| Taking away parental choice if you can not afford transport to stay in an English language stream school . |
| Often witnessing that Welsh isn't prioritised or lacking publicity |
| I think we need to create more Welsh medium schools and support the language much better than we have done historically . |
| All council signs and in fact all announcements in large chain supermarkets, train stations, sports centres - any public place should be made in Welsh first. |
| Powys has never embraced the Welsh language paying lip service |
| I do not believe learning the Welsh language should be compulsory in high school considering the majority of people born in Wales do not speak the language. It should be a choice. Just because school children HAVE to learn the language, doesn't mean they will continue to speak it when they leave school. It needs to be made an attractive option due to it being a beautiful language. |
| Review why there is new English only signage on the Groe in Builth Wells, a major tourist destination. Why has the Council allowed this to happen? |
| Welsh language is not prioritised in schools and teaching is inadequate |
| Pan trio cysylltu ar Adrian treth y cyngor a dewis yr opsiwn Cymraeg doedd neb ar gael. Ond yn mynd syth trwy gyda'r opsiwn Saesneg. |

Q25. What changes could be made so as to have a more positive effect on the Welsh language?

| |
|---|
| I speak English, French and Italian have found these skills much more of use in my business/working life than increasing my welsh language skills it needs to be a much more global leant & used language to make it useful. |
| Present Welsh and English side by side rather than before and after where possible |
| Employ/train people to use the Welsh language. |
| In England newcomers have free access to basic English courses in libraries and community centers the same should be offered for Welsh in Wales! Even free online zoom courses would be something to help. |
| I have no interest in Welsh language |
| None it is a waste of resources to socially engineer this in mainly anglophone communities. Current policies are very vexing and highly manipulative. Welsh language is being disproportionately favoured in policy making. |
| Should be done by choice not no other option . |
| Ask households if they wish correspondence to be in Welsh OR English and base any future communications on that basis thereby saving 50% costs on future communications as you are only sending out 50% of what you do now. |
| I think too much money has already been spent promoting a language that is rarely used. |
| Stilted questions here. Welsh is no good in the world economy. There are other mainstream languages our country needs to be equal on a world stage. Welsh is a night school language and drains vital resource from the countries success. Take one look at the forest of paperwork that arrives daily in two laguages. Only one needed and it's not Welsh. |
| I think too much is spent on keeping Welsh alive. More should be invested in key services |

| |
|--|
| More lessons in school. I used to have 1 lesson per week on Welsh which is not enough to be fluent. working in England, I'm proud of my Welsh heritage and language and wish i was more fluent. But it needs to be prioritised and celebrated which I don't feel it is. |
| Evening events held in Welsh for Welsh learners. |
| Don't know |
| Evening classes in Welsh |
| Sorry...I don't know the answer to that. |
| Provide better provisions in welshpool high school I have 2 daughters who are first language welsh and they don't even have a Welsh speaking teacher for Welsh! It's a disgrace! |
| First question/ greeting for any interaction with public bodies should ask whether Welsh or English should be used. Diloch yn fawr |
| Carry on as you are |
| Teaching Welsh in schools from infant age upwards |
| Accessible free online Welsh tuition |
| Stop insisting on using the Welsh language for everything! Everyone can speak English so get real- you cannot force people to learn and speak Welsh!! |
| Give people the choice English or Welsh, save on printing if say 40% just want English. |
| The anti English language discrimination is divisive and ensures that the council hires mediocre staff who speak Welsh rather than the best people for the job. If they speak Welsh great but you should recruit the best applicant regardless of their ability to speak Welsh. The amount of waste printing all council documents in Welsh must be staggering |
| I am concerned that the council spends and public sector in general waste too much money on the Welsh Language which would be better focused on recovery. |
| Stop using English place names, we call places in almost all other countries by their native name |
| More Welsh-medium schools |
| NA |
| Appreciate the Welsh speakers more and encourage them more so - there used to be a higher pay to speak Welsh years ago. |
| None - it is a dead language. |
| Opportunity to learn as low cost and local access |
| All the council staff and councillors should undertake mandatory training in Welsh. |
| I'm please my children learn welsh at school |
| Better access to Welsh language classes. |
| Simple, fun ways to help non-Welsh speakers of all ages learn the language. |
| More access to free and local Welsh lessons in public locations (schools, libraries and pubs). |
| Encourage non-Welsh speakers, such as myself to learn a few phrases, or have incentives to learn (reward system). Offer basic courses and advertise them in local communities. The Welsh speakers could teach the non-Welsh speakers as part of a community initiative. This would bring people together and show value of the language. |
| I don't know, but would support efforts to encourage and support the Welsh Language. |
| Keep using it, wherever possible. Revert more place names to Welsh versions. |
| Get rid of bilingual name place signs and just have the Welsh names |
| Reduce the insistence on bilingual publications and the associated costs |
| More Welsh at school to include comparing Welsh and English Grammar, reading stories, and more awareness of Welsh history |
| none those that wish to speak are welcome to do so, but it should be balanced with the majority or in line with those that speak english |
| Change road signs so that 1st language is Welsh. English 2nd. |

| |
|---|
| Free classes for people who could learn the language and would like to |
| keep the structures as they are. the use of welsh provides a cultural backbone for our community in many ways |
| No comments |
| Offer more Welsh speaking courses |
| Keep up the integrative approach to we 'incomers' you already have. Sponsor local initiatives to get us speaking more Welsh. |
| Surely this is something you should know! |
| Improve Welsh language teaching especially at secondary level and improve value and recognition of Welsh language attainment both within education and in the community |
| Free Welsh classes locally |
| Possibly support Welsh-language events and activities at a community level, particularly in the areas bordering England where the Welsh language is poorly represented. I do not imply language teaching here as that seems well provided by central (Welsh) government services. |
| Free courses for anyone who would like to learn the language. Thank you |
| None |
| Introducing the language from pre school age onwards |
| Being half Welsh, I have been exposed to the views of the Welsh side of my family all my life. They are not in favour of pushing the Welsh language in such a way that compulsion actually has a negative effect on those who may otherwise have been pleased to learn the language. The use of combined language road signs is actually quite dangerous in many situations and should be urgently reviewed. |
| Free public lessons |
| I think you do loads |
| I want to learn Welsh but find it very difficult, hearing about how other people or mentors would be really useful. |
| Provide Welsh lessons for English people |
| Keep it in perspective. Mustn't allow a contempt for English language culture to emerge. |
| Understand that the language is a vital part of Welsh identity, but also understand that in our ever expanding global world (and market) when our young people leave Wales they will most likely have greater success if they have a strong command when speaking and writing in English. Even if they remain in Wales having a strong command of English will quite possibly open many more doors than having a strong command of Welsh. As contentious as this might seem, if the country wants to move forward it will need to accept that at present English is the global language & business is now being done on a global stage. |
| Change the policy so as to have MUCH LESS emphasis on Welsh. Welsh should not be used as the medium for teaching in schools. Welsh could be an optional language in school. French, German, Spanish, Russian, Cantonese etc. are probably more useful than Welsh |
| Not relevant to my needs - sorry |
| Incorporate it more in schools not just in Welsh lessons |
| Wouldn't it be more sensible to ask Residents if they wish to have forms etc. in English or Welsh. This would save wasting paper and duplicating everything |
| While I strongly support the encouragement of Welsh language usage, as a household with English and Zulu as our home languages we are not really in a position to comment on this question. |
| Learning Welsh, but more available lessons |
| Encourage Welsh language learning for adults as well as children, maybe through online training courses? |
| I could do with learning at least some Welsh language, perhaps online learning courses could be introduced. |
| Begin a 'Cymraeg Yn Gyntaf' (Welsh First) campaign everywhere in the county. Improve Welsh learning facilities. |

| |
|---|
| more courses |
| I have lived here for 11 years now, and would have liked to learn Welsh, but as a shift worker there are no suitable facilities. By all means encourage the use of the Welsh language, but don't try to 'force' it on people. |
| People are already moving out of Wales because of the adverse effects of the imposition of the Welsh language on predominately English speaking areas. |
| Support more Welsh learners |
| To offer lessons for those who do not speak or write it. I moved into the area 7 years ago from England (best decision I made by the way!) but I have found that there is very little, and infrequent, opportunities for me to learn it (as I am self employed there is little opportunity for me to do day classes and i have little money left over every month to pay for the courses offered). My daughter is in the Welsh Setting at primary school which does help me (i read her books and ask her to teach me) but I think that more night, online classes should be offered at reasonable prices/free. |
| Try to promote a positive interaction between English and Welsh speakers to facilitate understanding between them and to counteract the sometimes confrontational relationship that can occur, often on social media. |
| Don't worry about it |
| None |
| Stronger planning policy protection for Welsh communities |
| Offer free lessons so we can learn |
| Free welsh lessons |
| I'm ashamed that I'm not more fluent. Could you offer a week long evening total immersion course? They do it at the Welsh Centre in Holborn, London. |
| Stop positive discrimination- Welsh language treated more favourably than English language - especially in schools - disgraceful to separate generation of children in school English & Welsh language segregated- PCC playing with social construct of our rural communities by segregation of languages in schools |
| Free Welsh lessons for people who have moved to the area who don't speak Welsh. |
| Not sure...I pick up the odd word or two but all my neighbours and local residents speak English at home for choice, including the truly Welsh ones. Some of my employees speak some welsh, but they use it very rarely. Perhaps encouraging more welsh in music especially popular music might help. It seems like a cultural/ identity thing, more than a useful thing. The stuff of politics rather than getting by and making progress on an everyday basis. Politicians obsess about it. Nobody else does. |
| Make it compulsory for people working for council to at least know basics of welsh language. |
| Don't know. |
| A basic home learning package to help with everyday use |
| More opportunities for people to learn Welsh. E.g an online session a week for an hour to go over the basics. |
| Ysgol Fythin pre- school playgroups etc using mainly Welsh |
| None |
| Stop selling homes as 2nd holiday homes. |
| More opportunities and local availability of courses and informal learning for welsh learners - maybe in partnership with NPTG or welsh medium schools? |
| I wish I spoke Welsh but didn't learn when I was young so support in schools and also schemes to help older people learn |
| More local beginners classes. I'm doing mine online but I wish there were more places to use the language. |
| Make all primary school's Welsh Language. |
| None at the moment |
| Free Welsh lessons for all residents |

| |
|--|
| Free classes for those who wish to learn the language |
| I don't believe it needs any more of a push from government - I already feel it is being stuffed down the throats of children who otherwise have no desire to use the language. There is a reason why the wellbeing survey shows a steep drop-off after 16, they don't forget what they've been taught, they just abandon it. |
| I don't agree with sending an English speaker anything in Welsh. Its a complete waste of my money and I am very against it. Your data base needs to be clever enough to sort out who want Welsh and who does not and I do not as I cannot understand it, so throw it in the bin. You can also replace ALL place names in Wales with Welsh names only. We do not need them bilingually. If you phase out the bilingual signs over 5 - 10 years I am sure people can learn the names of the places they want to go to. Bilingual signs is a complete waste of money and can cause confusion. |
| Provide free Adult learner classes for those wishing to learn the language |
| I do not believe that more needs to be done. |
| have adult classes in the language |
| I am very positive about the Welsh language, only regret I am unable to speak it fluently but envy those that can. |
| Ensure all childcare services provide services in Welsh starting with the youngest children and continue their education and childcare in Welsh as they grow |
| If anything the council does too much to prompt the Welsh language, maintaining the current level of provision or seeing where it is over applied and cutting back would be positive. |
| More noticeable advertising of Welsh course/siop siarad Visible indication of businesses, services and people who are willing /pleased to be addressed in Welsh |
| We are trying to learn Welsh through an online course! Non-Welsh speakers should be encouraged to do the same. |
| If we have to speak the language then it has to have some investment to help people learn at times that work for them. Again to an earlier point, all things happen in the larger towns and cities and getting to them is not easy |
| I think more than enough has been done already. |
| more classes once covid is over |
| Make sure Welsh is taught as an additional language |
| I have concerns about road signs. Please, from a road safety point, can Welsh words be in one colour (say, red) and English in another (say black) And be consistentWelsh above English(?) This needs to apply to road directions, names of places, and information Especially important if you intend to encourage more visitors to come to the area |
| No idea I don't think it is a major concern |
| taught from Primary School level as an addition to English |
| Teaching in school |
| I think things are OK as they are. |
| Stop forcing it on people leave it to choice |
| None. However You'd have a more positive effect on the environment if you stopped printing everything in Welsh and English. For goodness sake ask households their preference. I'm disgusted at the amount of wasted paper - surely a simple electronic system can be set up to log preferences |
| Support for the local learning initiatives such as the courses run by Aberystwyth University. |
| I think council is doing enough re: Welsh. Sex is a protected characteristic not gender. I think the council should save money by withdrawing from all Stonewall schemes as may other organisations are doing because of their stance against women rights. They are not an appropriate organisation to be associated with. |

| |
|---|
| It's a total waste of money to publish everything in both languages as all Welsh speakers read and speak English. Why not have more Welsh language festivals/events instead? |
| None at all, it wastes taxpayers money. |
| Not sure |
| Powys needs a Welsh Medium High School. |
| To support equal opportunity to learn both Welsh and English language so that the divide is negated. |
| As an English speaker it is unnecessary to send me all documentation in English and Welsh. Therefore, could money and time be saved by sending Welsh language printed material to those who understand it and English language material to those that do not understand the the Welsh language. |
| Not sure |
| Support a fully bilingual approach to education to prevent division in society between those that do and those that don't. Invest in welsh language teachers at schools |
| Make the Welsh language more accessible and less intimidating to non-Welsh speakers through fun, educational and inspiring programmes |
| having recently moved to the area (from England) it would be nice to be offered a beginner course in learning Welsh. |
| Ban Welsh completely - that way it would become trendy and everyone who wanted to could protest and learn it. My mother always said if she wanted me to do something she would forbid it - and I would do it to be contrary. |
| Stop trying to make the promotion of the Welsh language such a political issue. Those who want to speak/learn to speak Welsh will do so - shoving it down peoples' throats at every opportunity is a turn-off. Also, stop wasting money/resouces by sending out Council information in both languages - ask people for their preference and cut costs by 50%. |
| Encourage more use of incidental Welsh |
| All primary schools to be Welsh-medium |
| Lots being done to promote Welsh language but please do not let the addition of WM streams in EM schools be detrimental to welsh language schools. A reduction in number of pupils will lead to closure and ruin local communities, as we have are seeing currently in powys under school transformation. |
| Don't know. I wish the info PCC sends me was only in English to save the 50% of resources wasted in supplying the Welsh version. |
| In the current financial climate I'm afraid I just don't see how on earth this issue can be a spending priority. I already hear Welsh spoken everywhere, which is great, |
| don`t know |
| Current expenditure of duplicating every governmental letter content, traffic signs and place names into English and Welsh is already in place at great financial expense and carbon production. Once the pandemic costs have been recovered this subject can be focused on. |
| I don't think there is any other way than to teach it in schools. |
| Nothing. Stop wasting OUR money |
| Nothing more is needed from the Council |
| Currently the Welsh language feels a bit 'forced fed ' especially via schools and the better services Welsh schools offer. I think a better way to promote Welshness and the Welsh language would be to promote the cultural side of being Welsh and to let people decide for themselves to learn the language or not. |
| A lot of wasted money spent on unnecessary bilingual documents for a majority 90% English speaking council.I am Welsh and this money is wasted,needs to go into core services. |
| I am not a Welsh speaker but I see that more notices and material is written in the Welsh language than other countries that have two languages. |
| I am Welsh and already think Welsh speakers get plenty! |

| |
|--|
| Provision for more free or affordable courses for adults and young adults, perhaps short courses in community halls. |
| Cultural events and arts projects that are immersed in Powys communities offer opportunities to further embed the language, breaking down boundaries for older generations who have experienced less spoken Welsh in the past. |
| Stop sending ALL correspondence out in both in English and Welsh, you should be able to opt for one or the other. Waste of paper. |
| Free Welsh lessons for older people. |
| Try & get the younger generation interested. |
| Make adult Welsh language teaching free and available at all libraries. |
| Continue to Promote Welsh culture and encourage the learning of Welsh. Please do not make those of us who do not speak Welsh feel inferior. I am Welsh born with deep rooted Welsh ancestors. |
| Try to make it cool and trendy? Celebrate more Welsh festivals, develop our identity and culture? |
| More courses available |
| It is a choice to speak Welsh, not mandatory. If I request english correspondence, I still receive welsh as well as english - this is a waste. |
| Not sure. I think you do well on this. |
| Possibly consider canvassing communities to ascertain if they would be interested in Powys in promoting/financing language classes. |
| Bilingual text (e.g. road signs) should use a consistent convention to differentiate the languages. For an example of this see road signs in the Republic of Ireland where the two languages used different styles/fonts. This convention would need to be agreed and used consistently across the whole nation. |
| more widely available language courses, greater priority and better teaching in schools, raising awareness amongst English speakers of the importance of Welsh language and culture. |
| Stop forcing parents to have to send their children to welsh schools when they do not speak it stop pushing out the English streams and threatening parents. stop making the bus transport to schools unfair for English students. |
| More local learning classes for welsh |
| Slightly irrelevant as right on the border where Welsh never spoken (as far as I know) |
| Sicrhau fod prif swyddogion ac uwch-swyddogion Cyngor Sir Powys (cyflogedig ac anghyflogedig) yn rhugl ddwyieithog, bod Cymraeg glân a gloyw gan bob un ohonyn nhw (yn llafar ac yn ysgrifenedig), a bod hynny yn amod o'u cyflogaeth. |
| I gyflogi mwy sydd gyda'r Gymraeg, neu i wneud hi yn orfodol fod pawb sydd a dim y Gymraeg iw dysgu o fewn dwy flynedd o gael y swydd. |

Other correspondence

Emails received into the haveyoursay@powys.gov.uk inbox following the Budget survey (these have been anonymised for this report):

As a Powys Council tax payer I appreciate the opportunity of writing to you in the 'Budget Survey' in addition to your questionnaire which I have also completed. A particular issue that has arisen in recent years that has affected the service you provide I describe below.

Disposal of garden waste at Household Waste Recycling Centres (HWRCs).

In the past I was able to dispose of garden waste in several skips available at the Leisure Centre car park in Rhayader, more recently I have needed to go to the HWRC in Llandrindod Wells for all types of waste disposal. My particular problem is not being able to visit an HWRC site in a 'Land Rover Defender Station Wagon' pulling a trailer. Powys Council has chosen to define my particular make and model as a commercial vehicle, if I had chosen a similar vehicle made by Toyota, Isuzu or Suzuki my vehicle wouldn't be defined as a commercial by Powys Council. Please remember I am referring to a 6 seater estate car with side and rear windows behind the driver, the body type is actually described as an estate car on the DVLA V5C(W) certificate, it is not a van or pickup. I understand your need to prevent commercial users disposing of waste at the expense of council payers, but you have reasonable control of the amount of waste brought by CVT users by limiting trailers to 2.44 metres and permitting a maximum and 12 visits per year.

To put things in perspective I mulch down my grass cuttings and use the Powys green bin service but I need to trim the hedges that surround my property and dispose of about 6 trailer loads per year. This year I was fortunate that a friend burnt my cutting in his field along with his own. It would be good if you could revisit this commercial vehicle definition.

I am a resident of Powys living in St Harmon and would like to comment on the bus service along the B4518 between Rhayader and Llanidloes. In September 2018 the service along the B4518 part of the Celtic Travel X47 route was discontinued and replaced by a Simon Price minibus SP58. Our understanding was that the minibus service would essentially replicate the service previously provided by the X47, but regrettably this was not the case. The idea was the SP58 would meet the X47 at Rhayader so the passengers could continue on to Llandrindod Wells and meet the bus on its return journey at 13:42. Mostly this works well but sometimes when the bus is late the minibus cannot wait and on occasions I have been left stranded and had to walk 3.5 miles to St Harmon carrying shopping (I am 76). It would be less stressful if the changeover time could be adjusted to provide a greater safety margin.

Also there is no afternoon service from Rhayader to Llanidloes via St Harmon and Pant-y-dwr after 13.45. The previous service on the Celtic Travel X47 bus would leave Rhayader at approx 17.30 and similarly return from Llanidloes, in the late afternoon. It is impossible to have appointments in Llandrindod Wells during the afternoon i.e. hospital, dentist, optician etc. without incurring an expensive taxi journey from Rhayader.

In July 2018 I wrote to the Transport Dept. of Powys Council at County Hall setting out the above points and didn't receive a reply or an acknowledgement. I also attended a meeting at Pant-y-dwr community hall where a member of the Powys Transport was present and I outlined my same concerns. I would appreciate you reconsidering your schedules when next arranging a new timetable.

Rent and rate increases 2022

I would like you to address the above mentioned topic and if there is a consultation consider a freeze for the next two years in rents and rates.

Over the last couple of years we have seen quite a hike and further increase will no doubt follow. However since Mr Drakeford has seen fit to have further restrictions and kill the economy in certain sections then offer payments for then increases in cash to support this from central gov. However he does not seem to want the people most affected by this the workers who may have lost jobs and incomes let alone increases in fuel and shopping bills.

This is not a political statement it is a request that Powys push for more funding considering Mr Drakeford was sitting on a large amount of cash from central government.

It's time for consideration in my view to relieve the stress and burden on the average householder in view of this constant lockdown restrictions loss of revenue to give them some aid in these troubled times . Let gov tighten their belt and relieve powys of its financial burdens by giving more help to stop these increases.

This page is intentionally left blank

Please read the accompanying guidance before completing the form.

This **Impact Assessment (IA)** toolkit, incorporates a range of legislative requirements that support effective decision making and ensure compliance with all relevant legislation. **Draft versions of the assessment should be watermarked as “Draft” and retained for completeness. However, only the final version will be made publicly available. Draft versions may be provided to regulators if appropriate. In line with Council policy IAs should be retained for 7 years.**

| | | | | | | | |
|---------------------|---|------------------------|-------------|-----------------|--|-------------------------|------------------|
| Service Area | Council Wide | Head of Service | Jane Thomas | Director | | Portfolio Holder | Cllr Aled Davies |
| Proposal | Powys County Council 2022-23 Draft Budget | | | | | | |

BACKGROUND

By law the Council has to agree a balanced budget annually. This impact assessment concentrates on the net revenue budget for 2022-23.

The 2022-23 Budget has been developed, refined and challenged by a robust process involving Heads of Service, Executive Management Team, Cabinet and Scrutiny Committees. The full timetable set out at Appendix A shows the governance approach and challenge meetings that have taken place since July 2021 and include the formal meetings to agree draft and final budgets in February 2022.

The Draft Budget will be approved by Cabinet on 18th January 2022 and then be considered by the three Subject Scrutiny Committees and the Finance Panel through January / early February 2022. The Final Budget will be presented to Council for agreement on 24th February 2022.

Individual impact assessments have been completed for each cost reduction, this assessment assesses the cumulative impact of the budget on Powys residents, in respect of the funding allocated, the council tax proposed and the cost reductions proposed.

The Final Budget includes a 3.9% increase in the Council Tax in 2022-23, and then 5% for the following 4 years (£1.05 a week for a band D property). The Council Tax Resolution will be presented to Council on 3rd March 2022.

REVENUE BUDGET

The Council has received a 9.6% settlement increase from the Welsh Government and allows Services to manage its service pressures alongside achievable savings. The Council has developed its 2022-27 MTFS and revenue budget by seeking to focus resources on delivery of Vision 2025, service improvements and the Council’s statutory obligations using an Integrated Business Planning approach.

Inescapable Cost Pressures

The 2022-23 budget includes £26.5 million to meet inescapable cost pressures, including pay and price inflation as well as service specific pressures like the real living wage increase and demographic growth. These must all be recognised in the budget as the Council is required by law to set a viable and balanced budget.

4.2

Powys residents will benefit from investment in these pressures as they will ensure that services can be improved or maintained at current levels and the Council's statutory obligations can be delivered. However, the value of the pressures included in the budget exceed the funding settlement the Council has received from the Welsh Government creating a budget gap of £11.2 million.

Cost Reductions

To bridge the budget gap in 2022-23 all services were asked to identify possible cost reductions that could be made to reduce the Council's spending requirement. £7.7 million of cost reductions have been identified which are deemed to be achievable within an acceptable level of risk. This leaves a residual budget gap of £3.5 million which it is proposed is found by increasing Council Tax by 3.9% in 2022-23. If Council Tax was to be increased by less than 3.9% the Council would need to make further cost reductions, in addition to the £7.7 million already proposed and deemed to be deliverable. In looking for additional cost reductions the Council would need to consider whether the impact on residents from any cost reduction would be greater than the impact on households of an additional 3.9% per annum in Council Tax. Work to develop the Draft Budget suggests that every element of the budget has been explored so the scope for additional cost reductions in the short term is very limited.

Council Tax

The Council's net revenue budget is funded from Welsh Government grant known as Aggregate External Finance (AEF) and Council Tax. AEF is the total level of support that the Government provides to local authorities, comprising Revenue Support Grant (RSG) and the amount distributed from business rates (NNDR) and is distributed using a needs-based formula. Over the last decade the Council's finances have suffered, as the Council has received in many years the lowest AEF settlements compared to the other 21 counties in Wales primarily due to the costs of rurality not being adequately reflected in the formula. This is evidenced in the Council's [Rural Cost Analysis](#) which remains valid.

In 2021-22 all Welsh Councils received a settlement of around 4% and this has been further improved by the 2022-23 provisional settlement of 9.6% for Powys. The settlement formula is based on Standard Spending Assessment (RSG & NNDR plus notional Council tax). What has been seen in years is that the notional Council Tax element of the settlement has increased at a greater rate than the AEF element, this results in councils with smaller tax bases having a greater share of the grant element and areas with higher tax bases like Powys received less grant because they had a greater relative share of the council tax pot. However this year the opposite has happened where AEF has increased greater than the notional council tax increase. Therefore there is a reverse pattern.

Last year AEF was at a level of 68% of the Council's net revenue budget requirement and the remaining balances of 32% funded by Council Tax. This year that split has changed to 70:30 respectively.

Council Tax income comes from residents but not all residents pay full Council Tax. Many residents benefit from the Council Tax Reduction Scheme (CTRS). Our annual expenditure to provide this support for Powys residents exceeds the level of funding included in the settlement by £1.8 million. The level of support provided by this scheme has increased during the pandemic as more people became eligible. Any increase in Council Tax in 2021-22 will increase the CTRS shortfall and an allocation of £366,600 is included in the budget to cover a 3.9% increase in Council Tax.

In setting the Council Tax level each year the Council must strike an appropriate balance, the need to ensure the Council has sufficient funds to provide crucial often statutory services to local residents within a balanced budget (a legal requirement) with the ability of Powys taxpayers to afford to pay the level set.

Understanding the affordability of any Council Tax increase requires consideration of the cost of the increase in relation to household income. Council Tax can be measured in 'Band D' or in 'per dwelling' terms. Band D has historically been used as the standard for comparing Council Tax levels between and across local authorities. This measure is not affected by the varying distribution of properties in bands that can be found across authorities. The 'per dwelling' calculation uses chargeable dwelling figures which gives an indication of the average amount of Council tax that is actually paid per household. In 2021-22 the Average band D council tax set for Powys in 2021-22 was £1,747 which was above the Welsh average of £1,731. These figures include Community Council and Police authority precepts. Council Tax can also be measured as average Council Tax per dwelling. In Powys the average Council Tax per dwelling for 2020-21 is £1,887, £178 a year (£3.42 a week) above the £1,709 average for Wales.

National statistics¹ from the Office of National Statistics (ONS) show the average gross weekly earnings (full-time equivalent employees on adult rates) in Powys in 2021 to be £540.20 compared to an average for Wales of £536.80, placing Powys 5th lowest of 22 council areas in Wales.

2020-21
2021
2022
In real terms (adjusted for inflation), total and regular pay continues to grow at a faster rate than inflation, at 1.7% for total pay and 1.0% for regular pay. Average total pay growth for the private sector was 5.4% in August to October 2021, while for the public sector, it was 2.7%; all sectors saw growth, with the finance and business services sector seeing the largest growth rate at 7.7%. Since the end of 2019, the public sector generally had stronger growth than the private sector; but since April 2021, the year-on-year comparison with a low base period has meant the private sector now shows stronger growth.

ONS sets out that between August to October 2021 estimates show a continuing recovery in the labour market, with a quarterly increase in the employment rate, while the unemployment rate decreased. Total hours worked increased on the quarter, due to the relaxing of some coronavirus (COVID-19) restrictions, but are still below pre-coronavirus levels. The UK employment rate was estimated at 75.5%, 1.1 percentage points lower than before the coronavirus pandemic (December 2019 to February 2020), but 0.2 percentage points higher than the previous quarter (May to July 2021). The UK unemployment rate was estimated at 4.2%, 0.2 percentage points higher than before the pandemic, but 0.4 percentage points lower than the previous quarter.

CPI inflation is expected to reach 4.4 - 5 per cent next year, with the risks around that tilted to the upside and it could hit the highest rate seen in the UK for three decades.

Taking account of the above information the groups of people most likely to be impacted by an increase in Council Tax are families with children especially those headed by a working lone parent and people who rent their home (social or a private landlord). Those people less likely to be impacted by an increase in Council Tax are people on higher incomes and people wholly reliant on means tested benefits.

A 3.9% increase in Council Tax in 2022-23 for a Band D dwelling would be an increase of £54.77 for the year, equivalent to £1.05 per week (before Community Council and Police precept).

Based on previous years figures it would be reasonable to assume that only around 48% of Powys' 65,000 households would pay the full increase, while just over 52% would receive partial or total exemption from payment.

The Council conducted a residents survey which closed on the 19th December and focused on post Covid-19 recovery, balancing the limited funding against growing demand for our services, using resources effectively to deliver the best outcomes for local people, and achieving the Councils key priorities. It allowed the public to provide views and insights on funding priorities, Council Tax levels and recovery planning. With an aim to align our communities' visions and expectations with those of the Council and Councillors, making Powys a fantastic place in which to live, learn, work and play. There were 493 responses. The summary of responses:

1. As we emerge from the Covid-19 pandemic, which of the following two priorities do you think we should focus our budget on - 236 respondents said improving health and care for our local communities and 163 respondents said supporting the local economy to recover from the pandemic
2. 64% of respondents agreed that the Council should continue with its new ways of working and services being delivered digitally or home working
3. As part of our Vision 2025 we asked participants to say which were their priority objectives:
 - 'Economy: we will develop a vibrant economy' - 229 respondents favoured improve our infrastructure to support regeneration and attract investment
 - 'Healthcare: we will lead the way in providing effective integrated health and care in a rural environment' - 326 respondents favoured to ensure that Powys children and young people are safe, healthy, resilient, learning, fulfilled and have their voices heard, valued and acted on
 - 'Learning and skills: We will strengthen learning and skills' - 256 respondents favoured improving the skills and employability of young people and adults
 - 'Residents and Communities: We will support our residents and communities' - 285 respondents favoured safeguarding and enhancing the natural environment for residents and communities
4. Which of the following three priorities do you think we should focus our Capital spending on?
 - 228 responses - Town centres and regeneration to improve the local economy and tourism
 - 188 responses - Climate change - to become Carbon Neutral by 2030
 - 156 responses – Improving our road networks and maintain bridges
5. If we receive less funding from Welsh Government than planned, how would you like to see this addressed?
 - 48% of respondents said they would prefer to see some services cut and a marginal increase in Council Tax

6. Do you think we (the Council) are doing enough to help with the global challenge of climate change?

- 61% of respondents said no

A full report on the budget consultation is provided with the budget papers in the Cabinet agenda 18th January and Council agenda 24th February 2022

Conclusion

The Council's financial position and outlook continue to be challenging over the medium term. Although the financial settlement covers the main core pressures such as pay and price inflation, there have been additional obligations that are needed from this funding such as funding the Real Living Wage for all care workers on top of pay and price inflation and specific service pressures. The next two years settlements will be 3.5% and 2.4%, which are likely to be below inflation levels and leave the Council short covering the basic uplifts. As the net budget is only financed by the settlement and Council Tax the only other way the Council can balance its budget is by making cost reductions.

The Council has made more than £104 million cost reductions in the last decade making it harder each year to find more. A further £7.7 million of cost reductions are proposed for 2022-23, leaving £3.5 million budget gap which it is proposed should be met by a 3.9% increase in Council Tax.

Although any increase in Council Tax is likely to impact to some extent on many residents, not all pay Council Tax as there are a number of discounts and exemptions in place which means that only 48% pay full Council Tax.

Despite the average Band D Council Tax Bill in Powys being £16 per annum higher than the Wales average and the average Council Tax per dwelling is £178 above the average, these figures need to be considered against the fact that in Powys only 70% of the net budget is funded from AEF which means 30% of the net budget has to come from Council Tax which is higher than all but three other council in Wales.

In terms of affordability a 3.9% increase in Council Tax for a Band D property would be £1.05 per week and £1.05 represents only 0.19% of the average weekly wage and in view of the means tested reductions, discounts and exemptions that are available to residents this is considered to be in the realms of affordability for residents.

1. Version Control (services should consider the impact assessment early in the development process and continually evaluate)

| Version | Author | Job Title | Date |
|---------|---------------|---|----------|
| V1 | Anne Phillips | Interim Deputy Head of Financial Services | 24/12/22 |
| V2 | Jane Thomas | Head of Financial Services | |

Cyngor Sir Powys County Council

Impact Assessment (IA)

The integrated approach to support effective decision making



2. Profile of savings delivery (if applicable)

| £000 | 2022-23 | 2023-24 | 2024-25 | 2025-26 | 2026-27 |
|---|----------|----------|----------|----------|----------|
| Net budget - £k | £302,322 | £317,424 | £330,957 | £344,508 | £358,243 |
| Council Tax increase of 3.9% (plus tax base) rising to 5% year 2 £k | 4,166 | 4,601 | 4,851 | 5,074 | 5,327 |
| Cost reductions total required - £k | £7,683 | £4,781 | £4,586 | £4,498 | £4,112 |

3. Consultation requirements

| Consultation Requirement | Consultation deadline/or justification for no consultation |
|------------------------------|--|
| Public consultation required | <p>Budget engagement took place with the public by use of an online questionnaire. It was undertaken between 3rd December 2021 and 19th December 2021.</p> <p>Full details of the questionnaire and communications and findings can be found at Appendix H in the Budget papers pack</p> <p>Consultation on specific proposals will be undertaken where appropriate before introduced.</p> |

Page 232

Impact on Other Service Areas

| Does the proposal have potential to impact on another service area? (Including implication for Health & Safety and Corporate Parenting) PLEASE ENSURE YOU INFORM / ENGAGE ANY AFFECTED SERVICE AREAS AT THE EARLIEST OPPORTUNITY |
|---|
| The overall budget will see some service reductions, and each individual proposal has been scrutinised by the relevant committee to assess any detrimental effect on residents and the Council's delivery model. |

Cyngor Sir Powys County Council

Impact Assessment (IA)

The integrated approach to support effective decision making



5. How does your proposal impact on the council's strategic vision?

| Council Priority | How does the proposal impact on this priority? | IMPACT Please select from drop down box below | What will be done to better contribute to positive or mitigate any negative impacts? | IMPACT AFTER MITIGATION Please select from drop down box below |
|---|---|---|---|--|
| The Economy We will develop a vibrant economy | Each service has completed its own Integrated Business Plan that sets out the changing shape of the service delivery plan, and the need to fund pressures, and where service reductions can be achieved, and is expected to remain aligned to Vision 2025 | Neutral | The reductions are underpinned by individual Impact Assessments which will be scrutinised before approval to ensure a minimal, or acceptable level of impact on the Council priorities. | Neutral |
| Health and Care We will lead the way in effective, integrated rural health and care | See above | Neutral | See above | Neutral |
| Learning and skills We will strengthen learning and skills | See above | Neutral | See above | Neutral |
| Residents and Communities We will support our residents and communities | See above | Neutral | See above | Neutral |

Page 233

Source of Outline Evidence to support judgements

Individual Impact Assessments for all savings will be published as part of the budget papers

Cyngor Sir Powys County Council

Impact Assessment (IA)

The integrated approach to support effective decision making



6. How does your proposal impact on the Welsh Government's well-being goals?

| Well-being Goal | How does proposal contribute to this goal? | <u>IMPACT</u> Please select from drop down box below | What will be done to better contribute to positive or mitigate any negative impacts? | <u>IMPACT AFTER MITIGATION</u> Please select from drop down box below |
|--|--|---|---|--|
| <p>A prosperous Wales: An innovative, productive and low carbon society which recognises the limits of the global environment and therefore uses resources efficiently and proportionately (including acting on climate change); and which develops a skilled and well-educated population in an economy which generates wealth and provides employment opportunities, allowing people to take advantage of the wealth generated through securing decent work.</p> | <p>The budget contains growth for schools' budgets and education remains a priority for the Council and the public. Delegated schools have no savings to deliver and have had all their pressures funded. But Workforce Development are proposing to charge for Health & Safety advice to schools and for DBS fees to schools - this will be a pressure to schools of £115k, this could be funded by savings from school closures.</p> <p>The central schools budget is proposing to deliver than £55,000 cost reductions but have had pressures and transformation funded totalling £1.6 million. There is no impact on schools.</p> <p>Schools continue to have a major capital programme of build and renovation. The wider programme recognises the Mid Wales Growth Deal and Levelling up funding now confirmed and the Vision 2025. Community Regeneration funding supports the purchase of electric road sweepers</p> | <p>Neutral</p> | <p>The capital programme continues to focus on 21st Century Schools and the building and modernisation of schools linked to a newly updated transformation strategy that could see an additional £350 million spent on schools over the next ten years.</p> <p>It is likely that the capital programme will bring up to £200 million capital funding to the regime over the next 15 years for economic growth and tourism.</p> <p>Levelling up funding of £23m has been approved for capital schemes in the county. This allows on the job training, and support the jobs market</p> | <p>Neutral</p> |
| <p>A resilient Wales: A nation which maintains and enhances a biodiverse natural environment with healthy functioning ecosystems that support social, economic and ecological resilience and the capacity to adapt to change (for example climate change).</p> | <p>Travel budgets £48k are being cut as the new ways of working sees more staff work from home and less travelling is taking place that improves our carbon emissions. In addition pool cars have been returned to deliver £26k of savings as these are not now used</p> <p>Remedial works funding of £500k for Council offices will ensure energy efficiency is improved</p> <p>The budget supports an additional Climate change officer post to help the Council develop its action in response to Climate change.</p> | <p>Poor</p> | <p>The capital strategy continues to fund an additional £1 million for street lighting and £5 million for the HAMP annually until 2030, and further capital bids will be considered to support this area.</p> <p>Community Regeneration funding supports the purchase of electric road sweepers</p> | <p>Neutral</p> |

Page 234

| Well-being Goal | How does proposal contribute to this goal? | <u>IMPACT</u> Please select from drop down box below | What will be done to better contribute to positive or mitigate any negative impacts? | <u>IMPACT AFTER MITIGATION</u> Please select from drop down box below |
|--|---|---|--|--|
| <p>A healthier Wales: A society in which people's physical and mental well-being is maximised and in which choices and behaviours that benefit future health are understood.</p> | <p>Social Care budgets are the main deliverer of this goal, alongside leisure and public protection. Both Adults and Children's Services have cost reductions to deliver but mainly linked to new models of delivery linked to early intervention and prevention and providing new facilities closer to home:</p> <ul style="list-style-type: none"> • Strength based reviews/assessments to maintain independence with the right sized level of care, using technology, direct payments and maintaining life in own homes • Using health funding where available to support service user need through continuing healthcare • TEC - To deploy (TEC) Technology Enabled Care in order to cost avoid . TEC includes lifelines emergency phones/alarms and sensors which support people to live independently in their own homes. These systems enable people to live at home for longer and for next of kin / informal carers to be assured of the individual's wellbeing. • Bringing services closer to home, which may involve building facilities in county • Recommissioning and decommissioning - We will continue to work in partnership with all service providers to review the way services are delivered in Powys to ensure that such services are accessible, of the right quality and at an affordable cost for all people who need to arrange their support. Alongside this, and to generate further efficiencies we will continue to promote reablement and recovery throughout all services to ensure that resulting support packages are appropriate to a people's needs. | <p>Neutral</p> | <p>Funding all carers the real living Wales will help retain and attract care workers to the profession. To support more vulnerable and frail service users. This is estimated at £2.3 million cost to the council and will fund external providers and direct payment carers.</p> <p>Joint commissioning arrangements to support a seamless service. In line with Vision 2025, we are committed to developing pooled budgets and joint commissioning arrangements to ensure those in need of care receive a seamless service. This will include resolution of ordinary residence challenges and to work with health boards to support accessing correct funding for care.</p> | <p>Neutral</p> |

Cyngor Sir Powys County Council
Impact Assessment (IA)

The integrated approach to support effective decision making



Page 236

| Well-being Goal | How does proposal contribute to this goal? | IMPACT Please select from drop down box below | What will be done to better contribute to positive or mitigate any negative impacts? | IMPACT AFTER MITIGATION Please select from drop down box below |
|---|--|---|---|--|
| A Wales of cohesive communities: Attractive, viable, safe and well-connected Communities. | Housing in the main is ring fenced through the Housing Revenue Account (HRA). Annual rent increases are set independently of the general fund budget process. The HRA business plan includes the cost of borrowing to enable an additional 250 dwellings to be built and increase the overall stock of social housing. Housing do not have any savings to deliver. Digital transformation is expected to address how residents want to engage with the council, whether that be face to face, by telephone or by 24/7 digital access. Digital service have additional funding of £1.7 million to cover pressures and transformation and only a small saving of £25k | Neutral | Extra care facilities continue to take priority from the Supported Housing Capital grant funded through Welsh Government and a number of new sites are now being built. | Neutral |
| A globally responsible Wales: A nation which, when doing anything to improve the economic, social, environmental and cultural well-being of Wales, takes account of whether doing such a thing may make a positive contribution to global well-being. | Overall the budget proposed makes a positive impact on the well-being of our residents across all the services. Despite there being some reductions to budgets, most are to be achieved through service redesign. There are plans to address any negative impacts arising through working proactively with partners and the public to develop new ways of working using new commissioning models and digital technology. | Neutral | | Neutral |
| A Wales of vibrant culture and thriving Welsh language: A society that promotes and protects culture, heritage and the Welsh language, and which encourages people to participate in the arts, and sports and recreation. | | | | |
| Opportunities for persons to use the Welsh language, and treating the Welsh language no less favourable than the English language | N/A | Neutral | | Neutral |
| Opportunities to promote the Welsh language | N/A | Neutral | | Neutral |

Cyngor Sir Powys County Council
Impact Assessment (IA)

The integrated approach to support effective decision making



| Well-being Goal | How does proposal contribute to this goal? | IMPACT Please select from drop down box below | What will be done to better contribute to positive or mitigate any negative impacts? | IMPACT AFTER MITIGATION Please select from drop down box below |
|--|--|---|--|--|
| <i>Welsh Language impact on staff</i> | | Neutral | | Neutral |
| <i>People are encouraged to do sport, art and recreation.</i> | There is a proposal to reduce funding to some Arts third part contributions to organisations £63k. Leisure contract will save £50k next year this is part of the agreed contract and will have no effect on the service | Poor | These are savings that were identified last year and part of a longer term budget reduction plan | Poor |
| A more equal Wales: A society that enables people to fulfil their potential no matter what their background or circumstances (including their socio economic background and circumstances). | | | | |
| <i>Age</i> | N/A | Neutral | | Neutral |
| <i>Disability</i> | N/A | Neutral | | Neutral |
| <i>Gender reassignment</i> | N/A | Neutral | | Neutral |
| <i>Marriage or civil partnership</i> | N/A | Neutral | | Neutral |
| <i>Race</i> | N/A | Neutral | | Neutral |
| <i>Religion or belief</i> | N/A | Neutral | | Neutral |
| <i>Sex</i> | N/A | Neutral | | Neutral |
| <i>Sexual Orientation</i> | N/A | Neutral | | Neutral |
| <i>Pregnancy and Maternity</i> | N/A | Neutral | | Neutral |

Page 237

Source of Outline Evidence to support judgements

Cyngor Sir Powys County Council

Impact Assessment (IA)

The integrated approach to support effective decision making



7. How does your proposal impact on the council's other key guiding principles?

| Principle | How does the proposal impact on this principle? | <u>IMPACT</u> Please select from drop down box below | What will be done to better contribute to positive or mitigate any negative impacts? | <u>IMPACT AFTER MITIGATION</u> Please select from drop down box below |
|--|---|---|--|--|
| Sustainable Development Principle (5 ways of working) | | | | |
| Long Term: <i>Looking to the long term so that we do not compromise the ability of future generations to meet their own needs.</i> | Although the focus of this impact assessment is the 2022-23 budget the Council is also being asked to approve the Medium Term Financial Strategy which extends the revenue forecasting to 2027 and the capital programme to 2027, both of which help the Council to take a longer term view. The Integrated Business Planning approach involves developing operational service and resource plans for the next three years which again encourages the organisation to take a medium term view of planning which should lead to better outcomes for the citizen and future generations. | Good | | Choose an item. |
| Collaboration: <i>Working with others in a collaborative way to find shared sustainable solutions.</i> | The budget will support significant collaborative working in terms of the Regional Partnership Board in respect to our shared Health and Care Strategy; the Public Service Board in delivering Towards 2040; and with Ceredigion Council to develop the Mid Wales Growth Deal. In social care around 20% of the proposed cost reductions are predicated on closer working and realigning services in collaboration with others particularly health. | Good | | Choose an item. |
| Involvement (including Communication and Engagement): <i>Involving a diversity of the population in the decisions that affect them.</i> | There was stakeholder engagement in the budget development process, including a public survey, and advertising that reached out to business rate payers for their input. | Good | | Choose an item. |

Page 238

Cyngor Sir Powys County Council

Impact Assessment (IA)

The integrated approach to support effective decision making



Page 239

| Principle | How does the proposal impact on this principle? | IMPACT Please select from drop down box below | What will be done to better contribute to positive or mitigate any negative impacts? | IMPACT AFTER MITIGATION Please select from drop down box below |
|--|--|--|---|---|
| Prevention: Understanding the root causes of issues to prevent them from occurring. | The transformation of Adult and Children's Services is predicated on early intervention and prevention to help maintain independence. This is evidenced by the focus on early years and the developments around Technology Enabled Care and the development of extra care. | Good | | Choose an item. |
| Integration: Taking an integrated approach so that public bodies look at all the well-being goals in deciding on their well-being objectives. | The budget has been developed using an integrated business planning approach during which each service assessed how best to achieve their wellbeing goals as defined in Vision 2025 CIP. | Good | | Choose an item. |
| Preventing Poverty: Prevention, including helping people into work and mitigating the impact of poverty. | The Vision 2025 Update report sets out a number of actions that will be taken to help people into work and mitigate poverty | Good | | Choose an item. |
| Unpaid Carers: Ensuring that unpaid carers views are sought and taken into account | The Adults and Children's Service is engaging unpaid carers in the design and delivery of new service models. | Good | | Choose an item. |
| Safeguarding: Preventing and responding to abuse and neglect of children, young people and adults with health and social care needs who can't protect themselves. | The Children's and Adult Services transformation plans which underpin their budgets are design to strengthen our arrangements for safeguarding vulnerable children and adults | Good | | Choose an item. |
| Impact on Powys County Council Workforce | There will be some work force reductions as a consequence of staff restructures that will deliver greater efficiency, resilience and agile working | Neutral | The Council is also implementing an Apprenticeship programme to encourage all entrant level posts being filled this way | Neutral |
| Source of Outline Evidence to support judgements | | | | |

Cyngor Sir Powys County Council

Impact Assessment (IA)

The integrated approach to support effective decision making



| Principle | How does the proposal impact on this principle? | IMPACT Please select from drop down box below | What will be done to better contribute to positive or mitigate any negative impacts? | IMPACT AFTER MITIGATION Please select from drop down box below |
|---|---|--|--|---|
| <p>The Local Government Act 2003 requires the Chief Finance Officer, Section 151 Officer (the Head of Financial Services), to make a report to the Council when it is considering its budget and Council Tax. The report must provide assurance on the robustness of the estimates, highlighting the risks associated with its deliverability and the adequacy of the reserves allowed for in the budget proposals, and fundamentally a balanced budget must be set each year. Council can propose and consider alternative budget suggestions, these would have to be fully costed with identified funding to maintain a balanced budget, this is likely to mean other service reductions and changes to Council Tax.</p> <p>Council Tax is agreed at Council, and is a political decision based on an assessment, not only between balancing council tax and service reductions, but also making spending choices that meet the immediate needs with those that meet future generation's needs.</p> | | | | |

Page 240

8. What is the impact of this proposal on our communities?

| Severity of Impact on Communities | Scale of impact | Overall Impact |
|-----------------------------------|-----------------|----------------|
| Low | Low | Low |
| Mitigation | | |

9. How likely are you to successfully implement the proposed change?

| Impact on Service / Council | Risk to delivery of the proposal | Inherent Risk |
|-----------------------------|----------------------------------|---------------|
| Low | Low | Low |
| Mitigation | | |

Cyngor Sir Powys County Council

Impact Assessment (IA)

The integrated approach to support effective decision making



| Risk Identified | Inherent Risk Rating | Mitigation | Residual Risk Rating |
|--|----------------------|--|----------------------|
| An unacceptable risk is Council not agreeing a fully balanced and agreed budget | Medium | The budget has been prepared by Cabinet and The Senior Leadership Team with engagement and consultation with the public and the wider council membership. The proposals (pressures and reductions) have been subject to scrutiny and challenge and provide a balanced budget within the funding envelope from Welsh Government, with an affordable increase in Council Tax | Low |
| Council tax collection levels may reduce due to the 3.9% increase, deemed unaffordable by some residents | Low | CTRS and certain discounts are available, in addition there are flexible ways to pay the bill over 12 months. The council have trained money advice officers to support those struggling to make ends meet. | Low |
| | Choose an item. | | Choose an item. |
| Overall judgement (to be included in project risk register) | | | |
| Very High Risk | High Risk | Medium Risk | Low Risk |
| | | | X |

Page 24

10. Overall Summary and Judgement of this Impact Assessment?

| Outline Assessment (to be inserted in cabinet report) | Cabinet Report Reference: |
|---|---------------------------|
| Low risk. There are individual risk assessments for each cost reduction proposal contained in the budget which shows they are deliverable within an acceptable level of risk and impact on residents. | |

11. Is there additional evidence to support the Impact Assessment (IA)?

| What additional evidence and data has informed the development of your proposal? |
|--|
| N/A |

12. On-going monitoring arrangements?

| What arrangements will be put in place to monitor the impact over time? |
|---|
| Customer satisfaction and continued consultation through surveys; formal and informal assessment and monitoring of the services reduced |
| Please state when this Impact Assessment will be reviewed. |
| Budget delivery and consequences are reviewed as part of the budget forecast |

13. Sign Off

Cyngor Sir Powys County Council
Impact Assessment (IA)

The integrated approach to support effective decision making



| Position | Name | Signature | Date |
|-------------------------|---------------|---------------|------|
| Impact Assessment Lead: | Anne Phillips | Anne Phillips | |
| Head of Service: | Jane Thomas | Jane Thomas | |
| Director: | | | |
| Portfolio Holder: | Aled Davies | Aled Davies | |

14. Governance

| Decision to be made by | Date required |
|------------------------|------------------|
| Council | 24 February 2022 |

FORM ENDS

2022/23 BUDGET PLANNING TIMETABLE

| Date | Meeting/Responsibility | EMT, SLT and Cabinet Activities |
|----------------------|---------------------------------|---|
| 19th May | EMT | Recap, Welsh budget projections, impact on FRM, approach to bridging the gap, projects? allocations? Financial Resilience outcomes. Reserves. |
| 9th June | SLT | Feedback and their views on shaping the process. When to start IBPS - using performance info, agree when might scrutinise the IBPs ? |
| 15th June | Cabinet Seminar | Recap on FRM and assumptions for next 4 years, agree modelling assumptions, update on Capital Review and implications |
| 23rd June | EMT | Review Cabinet / SLT proposals |
| 25th June | Finance Panel | Review Outturn Reports |
| 7th July | EMT / SLT | Update on FRM and cabinet assumptions for modelling, agree timetable and what is to be completed - IBP delivery commences |
| July | Finance Panel and Group Leaders | Workshop - confidential - scrutinise outturn, savings delivered etc to set the scene for delivery by services on 2022/23 budget proposals |
| 13th July | Cabinet / EMT | Agree worked up proposals |
| 26th July | IBP Board | OBB Activity - reporting progress to Board |
| 27th July | Cabinet | Sign off updated MTFs |
| 27th July | Cabinet Seminar | Capital Review work (2 hrs)- Provide revised FRM and agree stance for SLT on budget savings / growth etc, capital review (OBB) update and impact on FRM |
| 11th Aug | SLT | Budget update if needed |
| End date 31st Aug | SLT | IBP 1st draft - need to provide guidance on what to include etc and OBB / change activities driving budget movements |
| 16th August | IBP Board | OBB Activity - reporting progress to Board |
| Early Sept | Political Groups | S151 and political groups - updates on budgets |
| 7th Sept | Cabinet / EMT | Budget update if needed |
| Sept | WG | Autumn spending review |
| 13th Sept | Finance | Collate all savings and growth proposals in IBPs |

Page 243

Cyngor Sir Powys County Council

Impact Assessment (IA)

The integrated approach to support effective decision making



| | | |
|-------------|-----------------------|---|
| 13th Sept | Finance | Collate the capital proposals identified through the IBP - if any as we know bids can be submitted through the year |
| 15th Sept | SLT | FRM and updates re WG / WLGA |
| Sept | Scrutiny | Scrutiny (ECR 9th, LS 15th, HC 24th, FP 30th) |
| 22nd Sept | EMT / Finance / Comms | Decide on public engagement re budgets and work up approach |
| End Sept | SLT | Agrees public engagement budget draft questions |
| 27th Sept | IBP Board | OBB Activity - reporting progress to Board |
| 30th Sept | Finance Panel | Budget consultation and budgets |
| October | IBP Service Panels | Various dates - Each Head has a panel challenge event in Oct |
| November | Group Leaders | Alternative budgets timetable agreed |
| 02-Nov | Cabinet / EMT | Budget workshop |
| 8th Nov | Council | Budget seminar |
| 10th Nov | SLT/Comms | Planning the budget consultation |
| November | Scrutiny | Scrutiny (ECR 29th, HC 1st FP 26th) if needed |
| 25th Nov | Group Leaders | Budget Update |
| December | Comms | Budget consultation with public goes live |
| 6th Dec | Group Leaders | Budget Update |
| 07-Dec | Cabinet / EMT | Budget workshop |
| 8th Dec | SLT | Update on budget FRM |
| 14th Dec | Cabinet | Approve council tax base, update of FRM provisional settlement |
| 19-Dec | Comms | Consultation closure |
| 21-Dec | Comms | Finalise consultation responses and feedback findings |
| 21-Dec | WG | Draft Budget Settlement |
| 21-Dec | Cabinet / EMT | Budget workshop |
| 23rd Dec | Group Leaders | Budget Update |
| Dec | Audit Committee | Update if needed on agenda |
| December | Finance | Prepare draft capital & TM strategy inc PIs and MRP |
| 2022 | | |
| Jan | Head of Finance | Business rates consultation |

Page 244

Cyngor Sir Powys County Council

Impact Assessment (IA)

The integrated approach to support effective decision making



| | | |
|----------------|------------------|---|
| Jan | Finance | Community council precepts finalised |
| 6 - 12 Jan | Cabinet/EMT | Finalise draft budget - informal meetings |
| 10th Jan | Group Leaders | Budget Update |
| 10th Jan | Council | Budget workshop |
| 12-Jan | Clerks | Publish cabinet agenda |
| 18-Jan | Formal Cabinet | Approve draft budget (MTFS & FRM), reserve policy, capital strategy and Fees & Charges Register (income and charging schedule) and recommend to full council for approval |
| 19 Jan - 2 Feb | Political Groups | Preparation of Alternative Budget & discussions with HoS re Impact assessments |
| 27th Jan | Group Leaders | Budget Update |
| 31st Jan | ERC Scrutiny | Scrutiny of draft budget - ensure meeting long enough for robust scrutiny |
| 01-Feb | H & C Scrutiny | Scrutiny of draft budget - ensure meeting long enough for robust scrutiny |
| 02-Feb | L & S Scrutiny | Scrutiny of draft budget - ensure meeting long enough for robust scrutiny |
| 02-Feb | Finance panel | Scrutiny of draft budget - ensure meeting long enough for robust scrutiny |
| 04-Feb | Head of Finance | Discussion of alternative Budget with S 151 officer |
| 07-Feb | Finance / Groups | Last date for submission of alternative budget with Final Impact assessments |
| 07-Feb | Clerks | Issue Scrutiny Agenda for Alternative Budget (papers to follow) |
| 08-Feb | Cabinet | Informal Cabinet to consider Scrutiny Comments on Cabinet Budget |
| 09-Feb | Head of Finance | Last date for Alternative budgets to be approved by s151 officer |
| 09-Feb | Clerks | Send Alternative Budget papers to Scrutiny if approved by s151 officer |
| 09-Feb | Group Leaders | Budget Update |
| 11-14 Feb | Scrutiny | Scrutiny Of Alternative Budgets |
| 14-15 Feb | Finance | Prepare Scrutiny Report for alternative budget |
| 15-Feb | Cabinet | Cabinet consider Alternative Budget |
| 18-Feb | Clerks | Publish Cabinet and any alternative Budgets |
| 24-Feb | Council | Approve final budget (MTFS & FRM) and capital strategy, reserve policy and Fees & Charging Register (income & charging schedule). |
| 01-Mar | WG | Final budget settlement published |

Page 245

Cyngor Sir Powys County Council

Impact Assessment (IA)

The integrated approach to support effective decision making



| | | |
|-----------|---------|---|
| 03-Mar | Council | Council approve council tax |
| 08-Mar | WG | Final settlement budget agreed |
| Mid March | Finance | Full budget included in the finance system |
| Mid March | Finance | Full budget set out in the budget book available on the website |

Appendix B - Economic Background - 22nd December 2021

The Council has appointed Link Group as its treasury advisor who have provided the following Economic Background.

COVID-19 vaccines.

These were the game changer during 2021 which raised high hopes that life in the UK would be able to largely return to normal in the second half of the year. However, the bursting onto the scene of the Omicron mutation at the end of November, rendered the initial two doses of all vaccines largely ineffective in preventing infection. This has dashed such hopes and raises the spectre again that a fourth wave of the virus could overwhelm hospitals in early 2022. What we now know is that this mutation is very fast spreading with the potential for total case numbers to double every two to three days, although it possibly may not cause so much severe illness as previous mutations. Rather than go for full lockdowns which heavily damage the economy, the government strategy this time is focusing on getting as many people as possible to have a third (booster) vaccination after three months from the previous last injection, as a booster has been shown to restore a high percentage of immunity to Omicron to those who have had two vaccinations. There is now a race on between how quickly boosters can be given to limit the spread of Omicron, and how quickly will hospitals fill up and potentially be unable to cope. In the meantime, workers have been requested to work from home and restrictions have been placed on large indoor gatherings and hospitality venues. With the household saving rate having been exceptionally high since the first lockdown in March 2020, there is plenty of pent-up demand and purchasing power stored up for services in sectors like restaurants, travel, tourism and hotels which had been hit hard during 2021, but could now be hit hard again by either, or both, of government restrictions and/or consumer reluctance to leave home. Growth will also be lower due to people being ill and not working, similar to the pandemic in July. The economy, therefore, faces significant headwinds although some sectors have learned how to cope well with Covid. However, the biggest impact on growth would come from another lockdown if that happened. The big question still remains as to whether any further mutations of this virus could develop which render all current vaccines ineffective, as opposed to how quickly vaccines can be modified to deal with them and enhanced testing programmes be implemented to contain their spread until tweaked vaccines become widely available.

A SUMMARY OVERVIEW OF THE FUTURE PATH OF BANK RATE

- In December, the Bank of England became the first major western central bank to put interest rates up in this upswing in the current business cycle in western economies as recovery progresses from the Covid recession of 2020.
- The next increase in Bank Rate could be in February or May, dependent on how severe an impact there is from Omicron.
- If there are lockdowns in January, this could pose a barrier for the MPC to putting Bank Rate up again as early as 3rd February.
- With inflation expected to peak at around 6% in April, the MPC may want to be seen to be active in taking action to counter inflation on 5th May, the release date for its Quarterly Monetary Policy Report.
- The December 2021 MPC meeting was more concerned with combating inflation over the medium term than supporting economic growth in the short term.

- Bank Rate increases beyond May are difficult to forecast as inflation is likely to drop sharply in the second half of 2022.
- However, the MPC will want to normalise Bank Rate over the next three years so that it has its main monetary policy tool ready to use in time for the next down-turn; all rates under 2% are providing stimulus to economic growth.
- We have put year end 0.25% increases into Q1 of each financial year from 2023 to recognise this upward bias in Bank Rate - but the actual timing in each year is difficult to predict.
- Covid remains a major potential downside threat in all three years as we ARE likely to get further mutations.
- How quickly can science come up with a mutation proof vaccine, or other treatment, – and for them to be widely administered around the world?
- Purchases of gilts under QE ended in December. Note that when Bank Rate reaches 0.50%, the MPC has said it will start running down its stock of QE.

MPC MEETING 16th DECEMBER 2021

- The Monetary Policy Committee (MPC) voted 8-1 to raise Bank Rate by 0.15% from 0.10% to 0.25% and unanimously decided to make no changes to its programme of quantitative easing purchases due to finish in December 2021 at a total of £895bn.
- The MPC disappointed financial markets by not raising Bank Rate at its November meeting. Until Omicron burst on the scene, most forecasters, therefore, viewed a Bank Rate increase as being near certain at this December meeting due to the way that inflationary pressures have been comprehensively building in both producer and consumer prices, and in wage rates. However, at the November meeting, the MPC decided it wanted to have assurance that the labour market would get over the end of the furlough scheme on 30th September without unemployment increasing sharply; their decision was, therefore, to wait until statistics were available to show how the economy had fared at this time.
- **On 10th December we learnt of the disappointing 0.1% m/m rise in GDP** in October which suggested that economic growth had already slowed to a crawl even before the Omicron variant was discovered in late November. Early evidence suggests growth in November might have been marginally better. Nonetheless, at such low rates of growth, the government's "Plan B" COVID-19 restrictions could cause the economy to contract in December.
- **On 14th December, the labour market statistics** for the three months to October and the single month of October were released. The fallout after the furlough scheme was smaller and shorter than the Bank of England had feared. The single-month data were more informative and showed that LFS employment fell by 240,000, unemployment increased by 75,000 and the unemployment rate rose from 3.9% in September to 4.2%. However, the weekly data suggested this didn't last long as unemployment was falling again by the end of October. What's more, the 49,700 fall in the claimant

count and the 257,000 rise in the PAYE measure of company payrolls suggests that the labour market strengthened again in November. The other side of the coin was a further rise in the number of vacancies from 1.182m to a record 1.219m in the three months to November which suggests that the supply of labour is struggling to keep up with demand, although the single-month figure for November fell for the first time since February, from 1.307m to 1.227m.

- These figures by themselves, would probably have been enough to give the MPC the assurance that it could press ahead to raise Bank Rate at this December meeting. However, the advent of Omicron potentially threw a spanner into the works as it poses a major headwind to the economy which, of itself, will help to cool the economy. The financial markets, therefore, swung round to expecting no change in Bank Rate.
- **On 15th December we had the CPI inflation** figure for November which spiked up further from 4.2% to 5.1%, confirming again how inflationary pressures have been building sharply. However, Omicron also caused a sharp fall in world oil and other commodity prices; (gas and electricity inflation has generally accounted on average for about 60% of the increase in inflation in advanced western economies).
- **Other elements of inflation are also transitory** e.g., prices of goods being forced up by supply shortages, and shortages of shipping containers due to ports being clogged have caused huge increases in shipping costs. But these issues are likely to clear during 2022, and then prices will subside back to more normal levels. Gas prices and electricity prices will also fall back once winter is passed and demand for these falls away.
- Although it is possible that the Government could step in with some **fiscal support for the economy**, the huge cost of such support to date is likely to pose a barrier to incurring further major economy wide expenditure unless it is very limited and targeted on narrow sectors like hospitality, (as announced just before Christmas). The Government may well, therefore, effectively leave it to the MPC, and to monetary policy, to support economic growth – but at a time when the threat posed by rising inflation is near to peaking!
- This is the adverse set of factors against which the MPC had to decide on Bank Rate. For the second month in a row, the MPC blind-sided financial markets, this time with a **surprise increase in Bank Rate from 0.10% to 0.25%**. What's more, the hawkish tone of comments indicated that the MPC is now concerned that inflationary pressures are indeed building and need concerted action by the MPC to counter. This indicates that there will be more increases to come with financial markets predicting 1% by the end of 2022. The 8-1 vote to raise the rate shows that there is firm agreement that inflation now poses a threat, especially after the CPI figure hit a 10-year high this week. The MPC commented that “there has been significant upside news” and that “there were some signs of greater persistence in domestic costs and price pressures”.

- On the other hand, it did also comment that “**the Omicron variant is likely to weigh on near-term activity**”. But it stressed that at the November meeting it had said it would raise rates if the economy evolved as it expected and that now “these conditions had been met”. It also appeared more worried about the possible boost to inflation from Omicron itself. It said that “the current position of the global and UK economies was materially different compared with prior to the onset of the pandemic, including elevated levels of consumer price inflation”. It also noted the possibility that renewed social distancing would boost demand for goods again, (as demand for services would fall), meaning “global price pressures might persist for longer”. (Recent news is that the largest port in the world in China has come down with an Omicron outbreak which is not only affecting the port but also factories in the region.)
- On top of that, there were no references this month to inflation being expected to be below the **2% target in two years’ time**, which at November’s meeting the MPC referenced to suggest the markets had gone too far in expecting interest rates to rise to over 1.00% by the end of the year.
- These comments indicate that there has been a material reappraisal by the MPC of the inflationary pressures since their last meeting and the Bank also increased its forecast for inflation to peak at 6% next April, rather than at 5% as of a month ago. However, as the Bank retained its guidance that only a “**modest tightening**” in policy will be required, it cannot be thinking that it will need to increase interest rates that much more. A typical policy tightening cycle has usually involved rates rising by 0.25% four times in a year. “Modest” seems slower than that. As such, the Bank could be thinking about raising interest rates two or three times next year to 0.75% or 1.00%.
- In as much as a considerable part of the inflationary pressures at the current time are indeed **transitory**, and will naturally subside, and since economic growth is likely to be weak over the next few months, this would appear to indicate that this tightening cycle is likely to be comparatively short.
- As for the timing of the next increase in Bank Rate, the MPC dropped the comment from November’s statement that Bank Rate would be raised “in the coming months”. That may imply another rise is unlikely at the next meeting in February and that May is more likely. However, much could depend on how adversely, or not, the economy is affected by Omicron in the run up to the next meeting on 3rd February. Once 0.50% is reached, the Bank would act to start shrinking its stock of QE, (gilts purchased by the Bank would not be replaced when they mature).
- **The MPC’s forward guidance on its intended monetary policy** on raising Bank Rate versus selling (quantitative easing) holdings of bonds is as follows: -
 - Raising Bank Rate as “the active instrument in most circumstances”.
 - Raising Bank Rate to 0.50% before starting on reducing its holdings.

- Once Bank Rate is at 0.50% it would stop reinvesting maturing gilts.
- Once Bank Rate had risen to at least 1%, it would start selling its holdings.

- **US.** Shortages of goods and intermediate goods like semi-conductors, have been fuelling increases in prices and reducing economic growth potential. In November, **CPI inflation hit a near 40-year record level of 6.8%** but with energy prices then falling sharply, this is probably the peak. The biggest problem for the Fed is the mounting evidence of a strong pick-up in cyclical price pressures e.g., in rent which has hit a decades high.
- **Shortages of labour** have also been driving up wage rates sharply; this also poses a considerable threat to feeding back into producer prices and then into consumer prices inflation. It now also appears that there has been a sustained drop in the labour force which suggests the pandemic has had a longer-term scarring effect in reducing potential GDP. Economic growth may therefore be reduced to between 2 and 3% in 2022 and 2023 while core inflation is likely to remain elevated at around 3% in both years instead of declining back to the Fed's 2% central target.
- Inflation hitting 6.8% and the feed through into second round effects, meant that it was near certain that the **Fed's meeting of 15th December** would take aggressive action against inflation. Accordingly, the rate of tapering of monthly \$120bn QE purchases announced at its November 3rd meeting. was doubled so that all purchases would now finish in February 2022. In addition, Fed officials had started discussions on running down the stock of QE held by the Fed. Fed officials also expected three rate rises in 2022 of 0.25% from near zero currently, followed by three in 2023 and two in 2024, taking rates back above 2% to a neutral level for monetary policy. The first increase could come as soon as March 2022 as the chairman of the Fed stated his view that the economy had made rapid progress to achieving the other goal of the Fed – “maximum employment”. The Fed forecast that inflation would fall from an average of 5.3% in 2021 to 2.6% in 2023, still above its target of 2% and both figures significantly up from previous forecasts. What was also significant was that this month the Fed dropped its description of the current level of inflation as being “transitory” and instead referred to “elevated levels” of inflation: the statement also dropped most of the language around the flexible average inflation target, with inflation now described as having exceeded 2 percent “for some time”. It did not see Omicron as being a major impediment to the need to act now to curtail the level of inflationary pressures that have built up, although Fed officials did note that it has the potential to exacerbate supply chain problems and add to price pressures.

See also comments in paragraph 3.3 under PWLB rates and gilt yields.

- **EU.** The slow roll out of vaccines initially delayed **economic recovery** in early 2021 but the vaccination rate then picked up sharply. After a contraction of -0.3% in Q1, Q2 came in with strong growth of 2%. With Q3 at 2.2%, the EU recovery was then within 0.5% of its pre Covid size. However, the arrival

of Omicron is now a major headwind to growth in quarter 4 and the expected downturn into weak growth could well turn negative, with the outlook for the first two months of 2022 expected to continue to be very weak.

- **November's inflation figures** breakdown shows that the increase in price pressures is not just due to high energy costs and global demand-supply imbalances for durable goods as services inflation also rose. Headline inflation reached 4.9% in November, with over half of that due to energy. However, oil and gas prices are expected to fall after the winter and so energy inflation is expected to plummet in 2022. Core goods inflation rose to 2.4% in November, its second highest ever level, and is likely to remain high for some time as it will take a long time for the inflationary impact of global imbalances in the demand and supply of durable goods to disappear. Price pressures also increased in the services sector, but wage growth remains subdued and there are no signs of a trend of faster wage growth which might lead to *persistently* higher services inflation - which would get the ECB concerned. The upshot is that the euro-zone is set for a prolonged period of inflation being above the ECB's target of 2% and it is likely to average 3% in 2022, in line with the ECB's latest projection.
- **ECB tapering.** The ECB has joined with the Fed by also announcing at its meeting on 16th December that it will be reducing its QE purchases - by half from October 2022, i.e., it will still be providing significant stimulus via QE purchases for over half of next year. However, as inflation will fall back sharply during 2022, it is likely that it will leave its central rate below zero, (currently -0.50%), over the next two years. The main struggle that the ECB has had in recent years is that inflation has been doggedly anaemic in sticking below the ECB's target rate despite all its major programmes of monetary easing by cutting rates into negative territory and providing QE support.

The ECB will now also need to consider the impact of **Omicron** on the economy, and it stated at its December meeting that it is prepared to provide further QE support if the pandemic causes bond yield spreads of peripheral countries, (compared to the yields of northern EU countries), to rise. However, that is the only reason it will support peripheral yields, so this support is limited in its scope.

- The EU has entered a **period of political uncertainty** where a new German government formed of a coalition of three parties with Olaf Scholz replacing Angela Merkel as Chancellor in December 2021, will need to find its feet both within the EU and in the three parties successfully working together. In France there is a presidential election coming up in April 2022 followed by the legislative election in June. In addition, Italy needs to elect a new president in January with Prime Minister Draghi being a favourite due to having suitable gravitas for this post. However, if he switched office, there is a significant risk that the current government coalition could collapse. That could then cause differentials between Italian and German bonds to widen when 2022 will also see a gradual running down of ECB support for the bonds of weaker countries within the EU. These political uncertainties could have repercussions on economies and on Brexit issues.
- **CHINA.** After a concerted effort to get on top of the virus outbreak in Q1 2020, economic recovery was strong in the rest of **2020**; this enabled China to recover all the initial contraction. During 2020, policy makers both quashed the virus and implemented a programme of monetary and fiscal support that was particularly effective at stimulating short-term growth. At the same time, China's economy benefited from the shift towards online spending by consumers in developed markets. These factors helped to explain its comparative outperformance compared to western economies during 2020 and earlier in 2021.

- However, the pace of economic growth has now fallen back in **2021** after this initial surge of recovery from the pandemic and looks likely to be particularly weak in 2022. China has been struggling to contain the spread of the Delta variant through using sharp local lockdowns - which depress economic growth. Chinese consumers are also being very wary about leaving home and so spending money on services. However, with Omicron having now spread to China, and being much more easily transmissible, this strategy of sharp local lockdowns to stop the virus may not prove so successful in future. In addition, the current pace of providing boosters at 100 billion per month will leave much of the 1.4 billion population exposed to Omicron, and any further mutations, for a considerable time. The **People's Bank of China** made a start in December 2021 on cutting its key interest rate marginally to stimulate economic growth. However, after credit has already expanded by around 25% in just the last two years, it will probably leave the heavy lifting in supporting growth to fiscal stimulus by central and local government.
- Supply shortages, especially of coal for power generation, were causing widespread power cuts to industry during the second half of 2021 and so a sharp disruptive impact on some sectors of the economy. In addition, recent regulatory actions motivated by a political agenda to channel activities into officially approved directions, are also likely to reduce the dynamism and long-term growth of the Chinese economy.

JAPAN. 2021 has been a patchy year in combating Covid. However, recent business surveys indicate that the economy has been rebounding rapidly in 2021 once the bulk of the population had been double vaccinated and new virus cases had plunged. However, Omicron could reverse this initial success in combating Covid.

The Bank of Japan is continuing its **very loose monetary policy** but with little prospect of getting inflation back above 1% towards its target of 2%, any time soon: indeed, inflation was negative in July. New Prime Minister Kishida, having won the November general election, brought in a supplementary budget to boost growth, but it is unlikely to have a major effect.

- **WORLD GROWTH.** World growth was in recession in 2020 but recovered during 2021 until starting to lose momentum in the second half of the year, though overall growth for the year is expected to be about 6% and to be around 4-5% in 2022. Inflation has been rising due to increases in gas and electricity prices, shipping costs and supply shortages, although these should subside during 2022. While headline inflation will fall sharply, core inflation will probably not fall as quickly as central bankers would hope. It is likely that we are heading into a period where there will be a **reversal of world globalisation** and a decoupling of western countries from dependence on China to supply products, and vice versa. This is likely to reduce world growth rates from those in prior decades.
- **SUPPLY SHORTAGES.** The pandemic and extreme weather events, followed by a major surge in demand after lockdowns ended, have been highly disruptive of extended worldwide supply chains. Major queues of ships unable to unload their goods at ports in New York, California and China built up rapidly during quarters 2 and 3 of 2021 but then halved during quarter 4. Such issues have led to a misdistribution of shipping containers around the world and have contributed to a huge increase in the cost of shipping. Combined with a shortage of semi-conductors, these issues have had a disruptive impact on production in many countries. The latest additional disruption has been a shortage of coal in China leading to power cuts focused primarily on producers

(rather than consumers), i.e., this will further aggravate shortages in meeting demand for goods. Many western countries are also hitting up against a difficulty in filling job vacancies. It is expected that these issues will be gradually sorted out, but they are currently contributing to a spike upwards in inflation and shortages of materials and goods available to purchase.

Impact Assessment

Transformation and Communications Service Restructure



06/01/2022

Reference: 6385-7152-3842-3616

Impact Assessments (IA) are a process of assessing how our proposals and decisions might impact upon different types of people and communities and developing proposals in line with relevant legislation.

This is a legal requirement, and ensures the Council considers key legislation, including Equalities, Welsh language, Future Generations, Socio-economic Duty and Risk when developing proposals.

It will also help the Council make the best possible decisions for the people of Powys.

1. Proposal Information

| | |
|--------------------------------|--|
| Author name | Emma Palmer, Head of Transformation and Communications |
| Head of service | Emma Palmer, Head of Transformation and Communications |
| Portfolio holder | Beverley Baynham, portfolio holder for Portfolio Holder for Corporate Governance and Regulatory Services |
| Proposal title | Transformation and Communications Service Restructure |
| Description of proposal | <p>The Transformation and Communications (TAC) Team shares the financial challenges faces by Powys County Council and the proposal aims to manage this in a measured way. There are two areas identified for making savings: 1) Strategic Planning, Policy and Performance and 2) Travel Expenses.</p> <p>Reasons identified below:</p> <ol style="list-style-type: none"> 1) The service has restructured enabling the deletion of one Grade 10 Post. 2) The service has a minor travel allocation and with remote working set to continue through designated all roles in TAC as flexible workers this funding can be reduced. |

2. Savings and Consultation requirements

Profile of savings delivery

| 2021-22 | 2022-23 | 2023-24 | 2024-25 | 2025-26 | 2026+ | Total savings |
|---------|---------|---------|---------|---------|-------|---------------|
| £0 | £51,000 | £0 | £0 | £0 | £0 | £51,000 |

Further information

Grade 10 - £50,000

Travel - £1,000

Consultation requirements

| | |
|-------------------------------|--|
| Consultation required? | No |
| Justification | With new ways of working we are no longer travelling as much and as the service will continue to work flexibly we are able to half the remaining travel budget. We have also deleted a Grade 10 as part of a restructure within the overall service. |

3. Impact on other service areas, geographical areas and data protection

3a. Impact on other service areas

- Digital Services
- Childrens Services
- Adult Services
- Housing and Community Development
- Highways Transport & Recycling
- Finance (Section 151)
- Legal & Democratic Services
- Commissioning (Children & Adults)
- Workforce & Organisation Development
- Property Planning and Public Protection
- Education
- Schools (Primary Secondary and Special)
- other

3b. Impact on geographical locations

The entire county

3c. Data protection impact assessment

| | |
|---|----|
| Will the proposal involve processing the personal details of individuals? | No |
| Is Powys County Council the data controller? | No |
| Further information | |

4. Impact on Vision 2025

4a. The economy

| | |
|-------------------------|--|
| Impact | The service will continue to provide support to services who lead on the planning and report of this Well-being objective, but there will also be an expectation for more self-serve from services where possible. |
| Impact rating | Poor |
| Mitigation | Continued digitisation/automation of Integrated Business Planning and Reporting Tools to reduce reliance on manual processing. |
| Mitigated impact rating | Neutral |

4b. Health and care

| | |
|---------------|---|
| Impact | The proposal provides continuation of a dedicated resource to support services who lead on the planning and reporting of this well-being objective. |
| Impact rating | Very good |
| Mitigation | Not specified |

4c. Learning and skills

| | |
|--------------------------------|---|
| Impact | The Service will continue to provide support to services who lead on the planning and reporting of this Well-being objective, but there will also be an expectation for more 'self-serve' from services where possible. |
| Impact rating | Poor |
| Mitigation | Continued digitisation/automation of Integrated Business Planning and Reporting Tools to reduce reliance on manual processing etc. |
| Mitigated impact rating | Good |

4d. Residents and communities

| | |
|--------------------------------|---|
| Impact | The Service will continue to provide support to services who lead on the planning and reporting of this Well-being objective, but there will also be an expectation for more 'self-serve' from services where possible. |
| Impact rating | Poor |
| Mitigation | Continued digitisation/automation of Integrated Business Planning and Reporting Tools to reduce reliance on manual processing etc. |
| Mitigated impact rating | Good |

4e. Evidence

The restructure has already taken place, business case is available should the need arise.

5. Impact on well-being goals including Welsh language and equalities

5a. A prosperous Wales

| | |
|----------------------|---|
| Impact | The service aims to provide career pathways for staff and the proposal aims to provide opportunities to broaden the skill set of staff. |
| Impact rating | Neutral |
| Mitigation | Not specified |

5b. A resilient Wales

| | |
|---------------|------|
| Impact | None |
|---------------|------|

5c. A healthier Wales

| | |
|--------------------------------|--|
| Impact | Demand and expectations on staff may increase and could possibly impact on staff well-being. |
| Impact rating | Poor |
| Mitigation | Demand to be managed and prioritised according to staff capacity. |
| Mitigated impact rating | Good |

5d. A Wales of cohesive communities

| | |
|---------------|------|
| Impact | None |
|---------------|------|

5e. A globally responsible Wales

| | |
|---------------|------|
| Impact | None |
|---------------|------|

5f. A Wales of vibrant culture and thriving Welsh language

Using Welsh

| | |
|---------------|------|
| Impact | None |
|---------------|------|

Promoting Welsh

| | |
|---------------|------|
| Impact | None |
|---------------|------|

Sports, Art & Recreation

| | |
|---------------|------|
| Impact | None |
|---------------|------|

5g. A more equal Wales

Age

| | |
|---------------|------|
| Impact | None |
|---------------|------|

Disability

Impact

None

Gender Reassignment

Impact

None

Marriage or Civil Partnership

Impact

None

Race

Impact

None

Religion or Belief

Impact

None

Sex

Impact

None

Sexual Orientation

Impact

None

Pregnancy and Maternity

Impact

None

Socio-economic Duty

Impact

None

5h. Evidence

Full business case of restructure available if required.

6. Impact on key guiding principles & workforce

6a. Sustainable development principles

Long-term

| | |
|----------------------|--|
| Impact | The proposal also reflects the longer-term approach of services becoming more self-sufficient through digitised tools and automation of reporting etc. |
| Impact rating | Good |
| Mitigation | Not specified |

Collaboration

| | |
|----------------------|--|
| Impact | The Service will continue to work closely with all other services to support them in becoming more self-sufficient with developing their plans and managing quarterly reporting etc, placing less reliance on the SPPP team for manual input.. |
| Impact rating | Neutral |
| Mitigation | Not specified |

Involvement (including Communication and Engagement)

| | |
|----------------------|--|
| Impact | Staff and key stakeholders were involved ahead of the restructure. |
| Impact rating | Neutral |
| Mitigation | Not specified |

Prevention

| | |
|---------------|------|
| Impact | None |
|---------------|------|

Integration

| | |
|----------------------|---|
| Impact | The whole ethos of the proposal is for roles within the SPPP Team to become more integrated, in order to provide a more holistic support approach to other services |
| Impact rating | Good |

| | |
|------------|---------------|
| Mitigation | Not specified |
|------------|---------------|

6b. Impact on the workforce

| | |
|-------------------------|--|
| Impact | The remaining workforce will be required to undertake more work in the absence of one post and delays in digitalisation. |
| Impact rating | Poor |
| Mitigation | Will need to manage expectations to avoid burnout. |
| Mitigated impact rating | Good |

6c. Impact on payroll

| | |
|--------|------|
| Impact | None |
|--------|------|

6d. Welsh language impact on staff

| | |
|--------|------|
| Impact | None |
|--------|------|

6e. Impact on apprenticeships

| | |
|--------|------|
| Impact | None |
|--------|------|

6f. Evidence

Full business case available on request. IBP also maintained and available.

7. Likelihood and risks

Risk 1

| | | | | | |
|------------------|---|--------------|---|-------------|-----|
| Description | Unable to meet expectations of the team and support other services to the same level as previously | | | | |
| Likelihood score | 3 | Impact score | 2 | Risk rating | 6.0 |
| Mitigation | Clear and effective communication. Realignment of IBP dates to enable reduced capacity time to meet objectives. | | | | |

| | | | | | |
|----------------------------------|---|------------------------------|---|-----------------------------|-----|
| Residual likelihood score | 2 | Residual impact score | 1 | Residual risk rating | 2.0 |
|----------------------------------|---|------------------------------|---|-----------------------------|-----|

8. Overall summary and judgement

Outline assessment

Overall this impact assessment is focused on the delivery of savings of £51k which is achievable with minimum negative impact. However, it should be noted that there are an additional 11.4 FTE posts that are temporary funded. 5.2 FTE have received confirmation of funding from PCC Transformation fund. The remaining 6.2 posts are dependent on extension of grants/income from other sources and pose a risk to the organisation should this income not materialise. The risk is currently being managed with an opportunity to draw from specific reserves should the need arise.

Cabinet reference

9. Additional evidence

TAC Integrated Business Plan, Digital Strategy (Information Excellence Workstream),

10. Ongoing monitoring arrangements and governance

Monitoring arrangements

The Head of Service will continually monitor the situation and report on a monthly basis.

| | |
|--------------------|------------|
| Review date | 22/12/2022 |
|--------------------|------------|

null

Impact Assessment

Reduce revenue funding for commissioned Arts Services



12/01/2022

Reference: 2451-4274-4230-7043

Impact Assessments (IA) are a process of assessing how our proposals and decisions might impact upon different types of people and communities and developing proposals in line with relevant legislation.

This is a legal requirement, and ensures the Council considers key legislation, including Equalities, Welsh language, Future Generations, Socio-economic Duty and Risk when developing proposals.

It will also help the Council make the best possible decisions for the people of Powys.

1. Proposal Information

| | |
|--------------------------------|--|
| Author name | Lucy Bevan, Arts & Culture Commissioning Officer |
| Head of service | Nina Davies, Head of Housing and Community Development |
| Portfolio holder | Rachel Powell, portfolio holder for Portfolio Holder for Children and Young People and Culture and Leisure |
| Proposal title | Reduce revenue funding for commissioned Arts Services |
| Description of proposal | <ul style="list-style-type: none"> • Reduce revenue funding for arts organisation partners including performing arts venues (x 4), art gallery (x 1) and community dance organisation (x1) • Reduce support for Night Out rural community touring scheme. • Reduce arts commissioning budget. |

2. Savings and Consultation requirements

Profile of savings delivery

| 2021-22 | 2022-23 | 2023-24 | 2024-25 | 2025-26 | 2026+ | Total savings |
|---------|---------|---------|---------|---------|-------|---------------|
| £62,738 | £62,738 | £0 | £0 | £0 | £0 | £125,476 |

Further information

Reductions to revenue funding for supported Powys arts organisation partners, including performing arts venues (x 4), art gallery (x 1) and community dance organisation (x1).

This is the third year of planned reductions to this funding support.

Consultation requirements

| | |
|-------------------------------|--|
| Consultation required? | No |
| Justification | Ongoing communication with arts organisations undertaken, includes annual update meetings with Portfolio Holder. |

3. Impact on other service areas, geographical areas and data protection

3a. Impact on other service areas

- Finance (Section 151)
- Education
- Schools (Primary Secondary and Special)

3b. Impact on geographical locations

The entire county

3c. Data protection impact assessment

| | |
|---|----|
| Will the proposal involve processing the personal details of individuals? | No |
| Is Powys County Council the data controller? | No |
| Further information | |

4. Impact on Vision 2025

4a. The economy

| | |
|---------------|---|
| Impact | Potential for reduced access to arts and cultural provision. Potential for reduced educational and employment opportunities locally in the creative industry sector. Potential reduction in the cultural tourism offer in Powys. Risk of losing some or all Arts Council of Wales funding, as it is reliant on Local Authority match funding. The covid pandemic has had a significant impact on arts and culture, it is unknown at this stage as to how long that impact will continue, and what the longer term consequences on arts organisations will be. |
| Impact rating | Poor |

| | |
|--------------------------------|---|
| Mitigation | Maximise opportunities for securing additional external funding in support of arts service delivery in partnership with arts sector partners. Optimise the leverage potential of arts commissioning budget in successfully accessing external funding for strategic arts initiatives delivered in partnership with key arts organisations – aiding their financial and operational viability. |
| Mitigated impact rating | Unknown |

4b. Health and care

| | |
|--------------------------------|---|
| Impact | Opportunities to participate in and attend arts events and activities may be diminished by reducing offer, reducing social interaction through cultural events and maintaining mental and physical well-being by being actively socially engaged. |
| Impact rating | Poor |
| Mitigation | Heighten focus on the contribution of the arts and culture in supporting effectiveness of rural health and care services – arts in health. Partnership working with Powys Teaching Health Board in developing Powys Creative Arts, Health and Wellbeing Strategy. |
| Mitigated impact rating | Neutral |

4c. Learning and skills

| | |
|--------------------------------|--|
| Impact | <p>Potentially weakened arts sector, as a consequence of reduced public investment, less able to support learning and skills opportunities for staff, volunteers, freelance practitioners, participants and audiences. Educational programmes, outreach, skills development and training offers may be reduced.</p> <p>Arts event and participatory programming may respond to need for a greater commercial focus leading to less accessible, inclusive and affordable content.</p> <p>Potential for reduced arts & cultural provision including extra curricular / subsidiary learning & skills development accredited programmes e.g. music / orchestra's; Criw Celf visual arts for more able & talented pupils; dance progression etc.</p> <p>Potential reduction of creative industry professionals in Powys providing skills development services</p> <p>Reduced ability to make best use of digital technology learning opportunities through creative industry / arts led initiatives (film; animation; VR & AR, music production; publishing etc.)</p> |
| Impact rating | Poor |
| Mitigation | <p>Explore new blended programming incorporating a digital offer. Research opportunities for partnership working with Schools Service, educational charities and establishments.</p> <p>Maintain focus on learning & skills as a priority in arts service delivery and commissioning.</p> |
| Mitigated impact rating | Neutral |

4d. Residents and communities

| | |
|----------------------|---|
| Impact | <p>Potential reduction in services or potential loss of community arts venues as local community hubs supporting a wide range of community groups, activities, classes, events etc.</p> <p>Professional and community arts venues capacity to deliver cultural programmes and events may be reduced, leading to reduced vibrancy, cultural identity and connected communities.</p> <p>Arts & cultural activities and public arts venues are at the heart of community life contributing to a sense belonging and enabling the engagement of residents in inclusive, participatory endeavours.</p> |
| Impact rating | Poor |

| | |
|--------------------------------|---|
| Mitigation | Continue support for community and voluntary arts enterprises to access resources to enable them to respond to and provide for local community requirements. Maximise opportunities for securing additional external funding in support of arts service delivery in partnership with community focused arts sector partners. |
| Mitigated impact rating | Unknown |

4e. Evidence

| |
|--|
| SWOT analysis |
| Feedback communication from arts organisations |
| Performance Indicators |
| Previous business cases / reports |

5. Impact on well-being goals including Welsh language and equalities

5a. A prosperous Wales

| | |
|--------------------------------|--|
| Impact | Potential reduction of arts provision within Powys may see residents travelling outside of the county to access provision. Risk of reduced educational and employment opportunities locally in the creative industry sector. Potential impact on young people who may choose to move out of county seeking further education, work experience, apprenticeships and employment in more culturally thriving urban centres. Reduction in the cultural tourism offer in Powys. |
| Impact rating | Poor |
| Mitigation | Maximise opportunities for securing additional external funding in support of arts service delivery in partnership with arts sector partners. |
| Mitigated impact rating | Neutral |

5b. A resilient Wales

| | |
|--------------------------------|--|
| Impact | <p>Any reduction in locally provided services may lead to people travelling longer distances (in or outside the county) to access equivalent provision.</p> <p>Reduced capacity to deliver themed / interpretive arts partnership projects e.g. ARTSCAPE directly responding to themes of Climate Change, Health & Wellbeing, Digital Innovation through the arts.</p> <p>Limitations on utilising outdoor / environmental locations for arts & cultural events addressing social, economic and ecological resilience.</p> |
| Impact rating | Poor |
| Mitigation | Use of the arts in highlighting issues of climate change; e.g. current collaboration with Natural Resources Wales on Arts Council of Wales funded ARTscape project (themes: - arts; climate change; wellbeing; digital) |
| Mitigated impact rating | Neutral |

5c. A healthier Wales

| | |
|--------------------------------|---|
| Impact | Opportunities to participate in and attend arts events and activities may be diminished, reducing social interaction through cultural events and maintaining mental and physical well-being by being actively socially engaged. |
| Impact rating | Poor |
| Mitigation | Partnership working with Powys Teaching Health Board in developing Powys Creative Arts, Health and Wellbeing Strategy and associated Action Plan |
| Mitigated impact rating | Good |

5d. A Wales of cohesive communities

| | |
|----------------------|---|
| Impact | Professional and community arts venues capacity to deliver cultural programmes and events much reduced, leading to lack of vibrancy, cultural identity and connected communities. |
| Impact rating | Poor |
| Mitigation | <p>Provide organisational development, business planning/funding advice, support and information to Powys arts and cultural sector organisations, practitioners, creative enterprises, and businesses.</p> <p>Continue support for and promotion of Night Out Scheme (rural performing arts touring programme).</p> |

| | |
|--------------------------------|---------|
| Mitigated impact rating | Neutral |
|--------------------------------|---------|

5e. A globally responsible Wales

| | |
|--------------------------------|---|
| Impact | If arts venues are not sustainable and cannot keep pace with larger urban based theatres and arts provider organisations in meeting customer's needs, then closure may be a consequence. This would mean long travel distances for people to access cultural services with a reliance on car travel due to limited public transport availability particularly in evenings. Accessibility would be very limited for lower income families. |
| Impact rating | Unknown |
| Mitigation | Advocate local provision, local procurement of goods and services and sustainability within priority aims and objectives when planning, commissioning and delivering arts services. |
| Mitigated impact rating | Unknown |

5f. A Wales of vibrant culture and thriving Welsh language

Using Welsh

| | |
|--------------------------------|---|
| Impact | Potential for reduced cultural provision for communities, particularly performing arts events in the Welsh language reducing opportunities for people to socialise, perform and attend activities through the Welsh language and loss of provision for learners to develop skills in learning environments. |
| Impact rating | Unknown |
| Mitigation | Ensure the Welsh language is used and promoted in arts programming and commissioning |
| Mitigated impact rating | Unknown |

Promoting Welsh

| | |
|----------------------|--|
| Impact | Ensure the Welsh language is used and promoted in arts programming and commissioning |
| Impact rating | Neutral |
| Mitigation | Not specified |

Sports, Art & Recreation

| | |
|--------------------------------|---|
| Impact | Potential for reduced opportunities for access to arts and cultural provision and activities for residents and communities. |
| Impact rating | Poor |
| Mitigation | Continue promotion and advocacy of arts participatory opportunities within communities. |
| Mitigated impact rating | Unknown |

5g. A more equal Wales

Age

| | |
|--------------------------------|---|
| Impact | Children and young people (0 – 25yrs) particularly affected by any reduction in access to high quality arts & cultural provision. Older people, whose social interactions are often through participation in cultural activities and events and at arts venues – less engaged; less mentally stimulated; less physically active. These age groups sometimes do not have the means to access provision at a increased distance from their homes. |
| Impact rating | Poor |
| Mitigation | Maximise opportunities for securing additional external funding in support of arts service delivery in partnership with community focused arts sector partners. |
| Mitigated impact rating | Unknown |

Disability

| | |
|--------------------------------|--|
| Impact | Access to cultural & social events at accessible venues locally may be reduced. Alternative options may prove to be less accessible due to travel times, cost, mobility and other constraints. |
| Impact rating | Poor |
| Mitigation | Maximise opportunities for securing additional external funding in support of arts service delivery in partnership with community focused arts sector partners. |
| Mitigated impact rating | Unknown |

Gender Reassignment

| | |
|--------|------|
| Impact | None |
|--------|------|

Marriage or Civil Partnership

| | |
|--------|------|
| Impact | None |
|--------|------|

Race

| | |
|-------------------------|--|
| Impact | Potential for a reduction in available opportunities for arts practitioners to be employed, produce and present work and to raise awareness of diversity / showcase talent through the arts. |
| Impact rating | Unknown |
| Mitigation | Maximise opportunities for securing additional external funding in support of arts service delivery in partnership with community focused arts sector partners. |
| Mitigated impact rating | Unknown |

Religion or Belief

| | |
|--------|------|
| Impact | None |
|--------|------|

Sex

| | |
|---------------|---|
| Impact | The arts and cultural sector traditionally employs a high number of women in administration, director, managerial, marketing, creative, producer, artist and performing roles as well as Board members. Loss of jobs and opportunities in this sector may be disproportionately disadvantageous to women. |
| Impact rating | Unknown |
| Mitigation | Not specified |

Sexual Orientation

| | |
|--------|------|
| Impact | None |
|--------|------|

Pregnancy and Maternity

| | |
|---------------|------|
| Impact | None |
|---------------|------|

Socio-economic Duty

| | |
|--------------------------------|--|
| Impact | <p>Potential for reduced access to arts and culture for those unable to afford to travel to larger towns or cities to engage in the arts.</p> <p>People on low incomes or those out of work benefit from participating in free and inclusive arts activities, undertaking volunteering / work experience placements and skills development, there may be reduced opportunities to do so.</p> |
| Impact rating | Poor |
| Mitigation | Maximise opportunities for securing additional external funding in support of arts service delivery in partnership with community focused arts sector partners. |
| Mitigated impact rating | Unknown |

5h. Evidence

| |
|---|
| <p>SWOT analysis Performance Indicator Data</p> |
|---|

6. Impact on key guiding principles & workforce

6a. Sustainable development principles

Long-term

| | |
|----------------------|---|
| Impact | Access to cultural and social events at accessible venues locally may be reduced. Alternative options may be less accessible due to travel times, cost, mobility and other constraints. Reduction in grant funding support may have longer term detrimental impact on the supported arts organisations. |
| Impact rating | Poor |

| | |
|--------------------------------|---|
| Mitigation | Maximise opportunities for securing additional external funding in support of arts service delivery in partnership with arts sector partners. Optimise the leverage potential of arts commissioning budget in successfully accessing external funding for strategic arts initiatives delivered in partnership with key arts organisations – aiding their financial and operational viability. |
| Mitigated impact rating | Unknown |

Collaboration

| | |
|--------------------------------|---|
| Impact | Potential loss or reduction in collaborative opportunities, damage to established partnership arrangements. |
| Impact rating | Neutral |
| Mitigation | Maximise opportunities for securing additional external funding in support of arts service delivery in partnership with arts sector partners. Optimise the leverage potential of arts commissioning budget in successfully accessing external funding for strategic arts initiatives delivered in partnership with key arts organisations – aiding their financial and operational viability. |
| Mitigated impact rating | Neutral |

Involvement (including Communication and Engagement)

| | |
|--------------------------------|---|
| Impact | The arts are by their very nature inclusive and welcoming to all, often providing a forum in which to mix diverse population groups in shared activities. Hard to reach groups and those with whom it is difficult to engage are often attracted to creative and non-competitive pastimes. Loss of such engagement opportunities risks less involvement from communities. |
| Impact rating | Unknown |
| Mitigation | Ongoing regular meetings and communication with Powys arts organisations. |
| Mitigated impact rating | Neutral |

Prevention

| | |
|----------------------|---|
| Impact | It is widely accepted that participation and involvement in arts and cultural activities increases mental and physical health and well-being; reduces social isolation and loneliness; improves community integration - it is important that this contribution is recognised by the authority in the decision making process. Any reduction or loss of access to arts and cultural activities, facilities, events and community venues may impact negatively on this benefit and potentially increase demand on other services. |
| Impact rating | Poor |
| Mitigation | Not specified |

Integration

| | |
|----------------------|--|
| Impact | Potential for a negative contributing factor to overall achievement of well-being goals, particularly mental health; social isolation / loneliness and community engagement. |
| Impact rating | Unknown |
| Mitigation | Not specified |

6b. Impact on the workforce

| | |
|---------------|------|
| Impact | None |
|---------------|------|

6c. Impact on payroll

| | |
|---------------|------|
| Impact | None |
|---------------|------|

6d. Welsh language impact on staff

| | |
|---------------|------|
| Impact | None |
|---------------|------|

6e. Impact on apprenticeships

| | |
|---------------|------|
| Impact | None |
|---------------|------|

6f. Evidence

| |
|----------------------------|
| SWOT Analysis |
| Performance Indicator Data |

7. Likelihood and risks

Risk 2

| | | | | | |
|----------------------------------|---|------------------------------|---|-----------------------------|-----|
| Description | Arts and cultural provision in Powys is reduced or removed in some areas. Loss of local education and employment opportunities in the sector. | | | | |
| Likelihood score | 3 | Impact score | 2 | Risk rating | 6.0 |
| Mitigation | Maximise opportunities for securing additional external funding in support of arts service delivery in partnership with arts sector partners. Optimise the leverage potential of remaining arts commissioning budget. | | | | |
| Residual likelihood score | 2 | Residual impact score | 2 | Residual risk rating | 4.0 |

Risk 2

| | | | | | |
|----------------------------------|--|------------------------------|---|-----------------------------|-----|
| Description | Public opposition to reduction in funding support for theatre, gallery and arts organisations. | | | | |
| Likelihood score | 3 | Impact score | 1 | Risk rating | 3.0 |
| Mitigation | Ongoing communication with arts organisations around Powys. | | | | |
| Residual likelihood score | 3 | Residual impact score | 1 | Residual risk rating | 3.0 |

8. Overall summary and judgement

Outline assessment

Reductions in funding for the supported performing arts venues and professional arts organisations in Powys, may result in a decrease in the provision and breadth of activities and events. The ongoing covid-19 pandemic is having a significant impact on arts organisations and the long term impacts are unknown at this stage. A reduction in funding may hinder the ability to continue delivering valued community arts and cultural provision, diminishing the breadth, quality and benefits of cultural services available to the communities of Powys.

Cabinet reference

9. Additional evidence

10. Ongoing monitoring arrangements and governance

Monitoring arrangements

Quarterly monitoring of arts provision and activities.

| | |
|--------------------|------------|
| Review date | 31/12/2022 |
|--------------------|------------|

null

This page is intentionally left blank

Impact Assessment

Budget reductions - Library Service 2022/23



12/01/2022

Reference: 7521-8062-3680-3010

Impact Assessments (IA) are a process of assessing how our proposals and decisions might impact upon different types of people and communities and developing proposals in line with relevant legislation.

This is a legal requirement, and ensures the Council considers key legislation, including Equalities, Welsh language, Future Generations, Socio-economic Duty and Risk when developing proposals.

It will also help the Council make the best possible decisions for the people of Powys.

1. Proposal Information

| | |
|--------------------------------|--|
| Author name | Catherine Richards, Professional Lead - Arts and Culture |
| Head of service | Nina Davies, Head of Housing and Community Development |
| Portfolio holder | Rachel Powell, portfolio holder for Portfolio Holder for Children and Young People and Culture and Leisure |
| Proposal title | Budget reductions - Library Service 2022/23 |
| Description of proposal | Reduce Library Budget by £5000 in 2022/23 |

2. Savings and Consultation requirements

Profile of savings delivery

| 2021-22 | 2022-23 | 2023-24 | 2024-25 | 2025-26 | 2026+ | Total savings |
|---------|---------|---------|---------|---------|-------|---------------|
| £0 | £5,000 | £0 | £0 | £0 | £0 | £5,000 |

Further information

It is proposed that £5000 will be removed from the Library Service book fund

Consultation requirements

| | |
|-------------------------------|---|
| Consultation required? | No |
| Justification | Consultation is not required as the proposed saving does not have a direct impact on service delivery |

3. Impact on other service areas, geographical areas and data protection

3a. Impact on other service areas

3b. Impact on geographical locations

The entire county

3c. Data protection impact assessment

| | |
|---|----|
| Will the proposal involve processing the personal details of individuals? | No |
| Is Powys County Council the data controller? | No |
| Further information | |

4. Impact on Vision 2025

4a. The economy

| | |
|--------|------|
| Impact | None |
|--------|------|

4b. Health and care

| | |
|--------|------|
| Impact | None |
|--------|------|

4c. Learning and skills

| | |
|---------------|--|
| Impact | <p>The library service supports learners of all ages and abilities through provision of quality resources and help with accessing and using those resources, including independent study space, and providing a location for 1-1 tuition and courses. 76% of respondents in the adult library user survey said that the library has helped them to learn something new, and 48% said it helps them with education.</p> <p>The reduction in budget to purchase new book stock will have a small negative impact in terms of the provision of, and access to, a range of literature.</p> |
| Impact rating | Poor |

| | |
|---------------------------------------|---|
| <p>Mitigation</p> | <p>Carefully consider new stock selection to ensure a good range of books for all customers.</p> <p>“Access to Research” is an online service available through public library computers only, providing access to a huge UK collection of academic articles and papers (the terms of the agreement means that it is not available remotely via the library web pages). This is heavily used by researchers in Powys – usage statistics show that Powys was 5th in May and 3rd in June 2016, for usage, across the whole of the UK. Ancestry.com and FindmyPast local and family history online resources are similarly only freely available from library computers.</p> <p>Volunteer opportunities allow people to learn, practice and share skills locally in their community.</p> <p>Staff and volunteers provide sessions such as 1-1 computer support, coding, family learning through storytimes, lego clubs, homework support etc.</p> <p>Literacy is developed for all ages e.g., through rhythm and rhyme and storytimes to book clubs and poetry groups and reading aloud for adults sessions.</p> |
| <p>Mitigated impact rating</p> | <p>Neutral</p> |

4d. Residents and communities

| | |
|----------------------|-------------|
| <p>Impact</p> | <p>None</p> |
|----------------------|-------------|

4e. Evidence

| |
|---|
| <p>Adult library user survey data, Oct 2018 Results of public and staff consultation, Feb – April 2019 List of services provided by branch libraries Library management system membership and usage data “Connected and ambitions libraries” Welsh Public Library Standards framework 6, 2017 – 2020 Libraries – bridging the digital divide. Libraries Wales 2016 Analysis of library membership postcodes Analysis of library usage by road zones 2013</p> |
|---|

5. Impact on well-being goals including Welsh language and equalities

5a. A prosperous Wales

| | |
|--------|------|
| Impact | None |
|--------|------|

5b. A resilient Wales

| | |
|--------|------|
| Impact | None |
|--------|------|

5c. A healthier Wales

| | |
|--------|------|
| Impact | None |
|--------|------|

5d. A Wales of cohesive communities

| | |
|--------|------|
| Impact | None |
|--------|------|

5e. A globally responsible Wales

| | |
|--------|------|
| Impact | None |
|--------|------|

5f. A Wales of vibrant culture and thriving Welsh language

Using Welsh

| | |
|--------|------|
| Impact | None |
|--------|------|

Promoting Welsh

| | |
|--------|------|
| Impact | None |
|--------|------|

Sports, Art & Recreation

| | |
|--------|------|
| Impact | None |
|--------|------|

5g. A more equal Wales

Age

| | |
|--------|------|
| Impact | None |
|--------|------|

Disability

| | |
|---------------|------|
| Impact | None |
|---------------|------|

Gender Reassignment

| | |
|---------------|------|
| Impact | None |
|---------------|------|

Marriage or Civil Partnership

| | |
|---------------|------|
| Impact | None |
|---------------|------|

Race

| | |
|---------------|------|
| Impact | None |
|---------------|------|

Religion or Belief

| | |
|---------------|------|
| Impact | None |
|---------------|------|

Sex

| | |
|---------------|------|
| Impact | None |
|---------------|------|

Sexual Orientation

| | |
|---------------|------|
| Impact | None |
|---------------|------|

Pregnancy and Maternity

| | |
|---------------|------|
| Impact | None |
|---------------|------|

Socio-economic Duty

| | |
|---------------|------|
| Impact | None |
|---------------|------|

5h. Evidence

Adult library user survey data, Oct 18 data.
 Children and young people library user survey Nov 2019
 Mobile library user survey data Oct 2018
 Results of public consultation, 2019
 List of services provided by branch libraries
 “Connected and Ambitious Libraries” Welsh Public Library Standards framework 6 2017-2020
 Libraries – bridging the digital divide. Libraries Wales 2016
 Impact of public libraries on the lives of older people. Society of Chief Librarians (Wales) 2014
 Welsh Public Library Standards annual returns and reports

6. Impact on key guiding principles & workforce

6a. Sustainable development principles

Long-term

| | |
|--------------------------------|---|
| Impact | The current library book fund is already below that expected by Welsh Government. In Powys' Welsh Public Library Standard Annual Assessment Report 2019/20 it was noted that: proportionally expenditure on materials is still very low, but does not appear to have affected Powys' delivery of effective services, as evidenced by a variety of groups and activities for individuals across Powys. The materials budget has broadly been maintained since 2018/19 and the proportion of the budget spent on materials remains below the median in Wales. The acquisitions targets continue to be unmet in line with seventeen other services in Wales. Investment in Welsh language resources has reduced since 2018/19, but remains 16% above the total expenditure in 2017/18 and the target is met. |
| Impact rating | Poor |
| Mitigation | Carefully consider new stock selection to ensure a good range of books for all customers. Continue to support and encourage users to access reading and research materials digitally. |
| Mitigated impact rating | Neutral |

Collaboration

| | |
|---------------|------|
| Impact | None |
|---------------|------|

Involvement (including Communication and Engagement)

| | |
|---------------|------|
| Impact | None |
|---------------|------|

Prevention

| | |
|--------|------|
| Impact | None |
|--------|------|

Integration

| | |
|--------|------|
| Impact | None |
|--------|------|

6b. Impact on the workforce

| | |
|--------|------|
| Impact | None |
|--------|------|

6c. Impact on payroll

| | |
|--------|------|
| Impact | None |
|--------|------|

6d. Welsh language impact on staff

| | |
|--------|------|
| Impact | None |
|--------|------|

6e. Impact on apprenticeships

| | |
|--------|------|
| Impact | None |
|--------|------|

6f. Evidence

Adult library user survey data, Oct 18 data.
Children and Young People's survey Nov 2019
Results of public and staff consultation, 2019
List of services provided by branch libraries
"Connected and Ambitious Libraries" Welsh Public Library Standards framework 6 2017-2020
Libraries – bridging the digital divide. Libraries Wales 2016
Impact of public libraries on the lives of older people. Society of Chief Librarians (Wales) 2014
Trent staff data (Corporate Insight Centre)
Welsh Public Library Standards return 18/19

7. Likelihood and risks

Risk 1

| | | | | | |
|----------------------------------|---|------------------------------|---|-----------------------------|-----|
| Description | Possible action by Welsh Government in line with Welsh Public Library Standards. Powys expenditure on books will reduce and remain below the median in Wales. Acquisitions targets continue to be unmet. | | | | |
| Likelihood score | 2 | Impact score | 2 | Risk rating | 4.0 |
| Mitigation | The service will carefully consider new stock selections to ensure a good range of books for all customers. Officers will liaise with Welsh Government to access the impact on the Powys Welsh Public Library Standards return. | | | | |
| Residual likelihood score | 1 | Residual impact score | 2 | Residual risk rating | 2.0 |

8. Overall summary and judgement

Outline assessment

The proposed £5000 reduction in the book budget will have a minor negative impact due to the decrease in number and range of books able to be purchased for the Powys libraries stock. Careful consideration will be given to new stock selections to ensure a good range of books for all customers. The service will also continue to encourage and support users to access information digitally as appropriate.

Cabinet reference

9. Additional evidence

10. Ongoing monitoring arrangements and governance

Monitoring arrangements

Decision will be monitored and due attention paid to comments from Welsh Government following future Public Library Standards returns.

Review date

31/12/2022

null

Impact Assessment

Archives Service budget savings for 2022/23



12/01/2022

Reference: 5150-7339-8409-4468

Impact Assessments (IA) are a process of assessing how our proposals and decisions might impact upon different types of people and communities and developing proposals in line with relevant legislation.

This is a legal requirement, and ensures the Council considers key legislation, including Equalities, Welsh language, Future Generations, Socio-economic Duty and Risk when developing proposals.

It will also help the Council make the best possible decisions for the people of Powys.

1. Proposal Information

| | |
|--------------------------------|--|
| Author name | Catherine Richards, Professional Lead - Arts and Culture |
| Head of service | Nina Davies, Head of Housing and Community Development |
| Portfolio holder | Rachel Powell, portfolio holder for Portfolio Holder for Children and Young People and Culture and Leisure |
| Proposal title | Archives Service budget savings for 2022/23 |
| Description of proposal | Budget savings for the Archives Service to be achieved by increasing income generation |

2. Savings and Consultation requirements

Profile of savings delivery

| 2021-22 | 2022-23 | 2023-24 | 2024-25 | 2025-26 | 2026+ | Total savings |
|---------|---------|---------|---------|---------|-------|---------------|
| £0 | £10,000 | £0 | £0 | £0 | £0 | £10,000 |

Further information

Budget savings for the Archives Service to be offset by income generation. This will be achieved by charging external organisations for storing records, and managed through a Service Level Agreement.

Consultation requirements

| | |
|-------------------------------|--|
| Consultation required? | No |
| Justification | Budget saving to be achieved through increasing income, which does not require stakeholder engagement or consultation. |

3. Impact on other service areas, geographical areas and data protection

3a. Impact on other service areas

3b. Impact on geographical locations

The entire county

3c. Data protection impact assessment

| | |
|---|----|
| Will the proposal involve processing the personal details of individuals? | No |
| Is Powys County Council the data controller? | No |
| Further information | |

4. Impact on Vision 2025

4a. The economy

| | |
|---------------|--|
| Impact | <p>The Archives Service generates income from offering storage and a records management service to external organisations through a Service Level Agreement. At a modest level, management of these records can be absorbed into the current staffing levels. The amount of records stored has now reached a level where income can still be generated, but some of this income may need to be used for increased staffing to deliver the agreed level of service.</p> <p>Offering storage and records management services may support Powys businesses unable to manage such work internally.</p> |
| Impact rating | Unknown |
| Mitigation | Not specified |

4b. Health and care

| | |
|--------|------|
| Impact | None |
|--------|------|

4c. Learning and skills

| | |
|--------|------|
| Impact | None |
|--------|------|

4d. Residents and communities

| | |
|--------|------|
| Impact | None |
|--------|------|

4e. Evidence

| |
|--------------|
| Service data |
|--------------|

5. Impact on well-being goals including Welsh language and equalities

5a. A prosperous Wales

| | |
|--------|------|
| Impact | None |
|--------|------|

5b. A resilient Wales

| | |
|--------|------|
| Impact | None |
|--------|------|

5c. A healthier Wales

| | |
|--------|------|
| Impact | None |
|--------|------|

5d. A Wales of cohesive communities

| | |
|--------|------|
| Impact | None |
|--------|------|

5e. A globally responsible Wales

| | |
|--------|------|
| Impact | None |
|--------|------|

5f. A Wales of vibrant culture and thriving Welsh language

Using Welsh

| | |
|--------|------|
| Impact | None |
|--------|------|

Promoting Welsh

| | |
|--------|------|
| Impact | None |
|--------|------|

Sports, Art & Recreation

| | |
|--------|------|
| Impact | None |
|--------|------|

5g. A more equal Wales

Age

| | |
|--------|------|
| Impact | None |
|--------|------|

Disability

| | |
|--------|------|
| Impact | None |
|--------|------|

Gender Reassignment

| | |
|--------|------|
| Impact | None |
|--------|------|

Marriage or Civil Partnership

| | |
|--------|------|
| Impact | None |
|--------|------|

Race

| | |
|--------|------|
| Impact | None |
|--------|------|

Religion or Belief

| | |
|--------|------|
| Impact | None |
|--------|------|

Sex

| | |
|--------|------|
| Impact | None |
|--------|------|

Sexual Orientation

| | |
|---------------|------|
| Impact | None |
|---------------|------|

Pregnancy and Maternity

| | |
|---------------|------|
| Impact | None |
|---------------|------|

Socio-economic Duty

| | |
|---------------|------|
| Impact | None |
|---------------|------|

5h. Evidence

| |
|--------------|
| Service data |
|--------------|

6. Impact on key guiding principles & workforce

6a. Sustainable development principles

Long-term

| | |
|--------------------------------|--|
| Impact | <p>Increasing income generation may mean that the point is reached where additional staffing is required to manage the increased workload. There is a potential risk that any increase in income may not cover the additional staffing costs and deliver the required budget savings.</p> <p>Increased storage and records management may also mean that the service is unlikely to have the time and resource to achieve Archive Accreditation, the UK standard for archive services.</p> |
| Impact rating | Poor |
| Mitigation | Monitoring of workloads generated due to increased income generation. Carefully consider staffing levels and adjust as appropriate. |
| Mitigated impact rating | Neutral |

Collaboration

| | |
|---------------|------|
| Impact | None |
|---------------|------|

Involvement (including Communication and Engagement)

| | |
|---------------|------|
| Impact | None |
|---------------|------|

Prevention

| | |
|---------------|------|
| Impact | None |
|---------------|------|

Integration

| | |
|---------------|------|
| Impact | None |
|---------------|------|

6b. Impact on the workforce

| | |
|----------------------|---|
| Impact | Potential for additional hours for existing staff, or recruitment of additional part time staff, if workload increases. |
| Impact rating | Unknown |
| Mitigation | Not specified |

6c. Impact on payroll

| | |
|---------------|------|
| Impact | None |
|---------------|------|

6d. Welsh language impact on staff

| | |
|---------------|------|
| Impact | None |
|---------------|------|

6e. Impact on apprenticeships

| | |
|---------------|------|
| Impact | None |
|---------------|------|

6f. Evidence

| |
|--------------|
| Service data |
|--------------|

7. Likelihood and risks

Risk 1

| | | | | | |
|----------------------------------|--|------------------------------|---|-----------------------------|-----|
| Description | Service is unable to attract interest from external organisations to increase income generation to the required level necessary to deliver budget savings. | | | | |
| Likelihood score | 3 | Impact score | 2 | Risk rating | 6.0 |
| Mitigation | Archives to advertise storage and record management service | | | | |
| Residual likelihood score | 2 | Residual impact score | 2 | Residual risk rating | 4.0 |

Risk 2

| | | | | | |
|----------------------------------|---|------------------------------|---|-----------------------------|-----|
| Description | The amount of records to be stored and managed exceeds what can be delivered within current capacity requiring additional staffing costs. Increased income insufficient to cover additional staffing costs and deliver required budget savings. | | | | |
| Likelihood score | 3 | Impact score | 2 | Risk rating | 6.0 |
| Mitigation | Monitoring of workloads and careful consideration of adjusting staffing costs as appropriate. | | | | |
| Residual likelihood score | 2 | Residual impact score | 2 | Residual risk rating | 4.0 |

8. Overall summary and judgement

Outline assessment

Increasing the income generation target for the service comes with some minor risks. There may not be the required interest from external organisations in the services being offered, alternatively, the increased workloads may result in the need for an increase in staffing capacity. Either of these risks could result in the budget savings not been met in part or full.

Cabinet reference

9. Additional evidence

10. Ongoing monitoring arrangements and governance

Monitoring arrangements

Ongoing monitoring of service to assess impact of increased income generation targets.

Review date

31/12/2022

null

This page is intentionally left blank

Impact Assessment

Reduction in Leisure Budget



12/01/2022

Reference: 8369-0284-2943-9726

Impact Assessments (IA) are a process of assessing how our proposals and decisions might impact upon different types of people and communities and developing proposals in line with relevant legislation.

This is a legal requirement, and ensures the Council considers key legislation, including Equalities, Welsh language, Future Generations, Socio-economic Duty and Risk when developing proposals.

It will also help the Council make the best possible decisions for the people of Powys.

1. Proposal Information

| | |
|--------------------------------|---|
| Author name | Jenny Ashton, Service Strategy & Development Officer |
| Head of service | Nina Davies, Head of Housing and Community Development |
| Portfolio holder | Rachel Powell, portfolio holder for Portfolio Holder for Children and Young People and Culture and Leisure |
| Proposal title | Reduction in Leisure Budget |
| Description of proposal | Saving to be found from Leisure revenue budget due to reduced management fees for the Leisure Contract between Powys County Council and Freedom Leisure |

2. Savings and Consultation requirements

Profile of savings delivery

| 2021-22 | 2022-23 | 2023-24 | 2024-25 | 2025-26 | 2026+ | Total savings |
|---------|---------|---------|---------|---------|-------|---------------|
| £0 | £50,000 | £0 | £0 | £0 | £0 | £50,000 |

Further information

The management fee set out within the Leisure Contract between Powys County Council and Freedom Leisure reduces annually. The reductions were agreed at the start of the contract.

The savings delivered from the reducing fees are to be removed from the Leisure revenue budget in the 2022/23 financial year.

Consultation requirements

| | |
|-------------------------------|---|
| Consultation required? | No |
| Justification | The annual reductions in the contract management sum were agreed as part of the initial Leisure Contract tender and implementation. |

3. Impact on other service areas, geographical areas and data protection

3a. Impact on other service areas

- other

3b. Impact on geographical locations

The entire county

3c. Data protection impact assessment

| | |
|---|----|
| Will the proposal involve processing the personal details of individuals? | No |
| Is Powys County Council the data controller? | No |
| Further information | |

4. Impact on Vision 2025

4a. The economy

| | |
|--------|------|
| Impact | None |
|--------|------|

4b. Health and care

| | |
|--------|------|
| Impact | None |
|--------|------|

4c. Learning and skills

| | |
|--------|------|
| Impact | None |
|--------|------|

4d. Residents and communities

| | |
|--------|------|
| Impact | None |
|--------|------|

4e. Evidence

| |
|---|
| Contract documents |
| Decision Reports and impact assessments from initiation of Leisure Contract |

5. Impact on well-being goals including Welsh language and equalities

5a. A prosperous Wales

| | |
|--------|------|
| Impact | None |
|--------|------|

5b. A resilient Wales

| | |
|--------|------|
| Impact | None |
|--------|------|

5c. A healthier Wales

| | |
|-------------------------|--|
| Impact | <p>The annual fee paid to Freedom Leisure reduces as set out within the contract. Freedom Leisure are aware of the fees and have planned and budgeted accordingly. Therefore, at this stage there are no known negative impacts from reducing the fee as planned.</p> <p>The covid-19 pandemic continues to impact on the leisure industry, the medium to long term impact of this is currently unknown.</p> |
| Impact rating | Unknown |
| Mitigation | <p>Powys County Council works closely with Freedom Leisure to monitor and support with the ongoing impact of the covid-19 pandemic. Powys have supported Freedom Leisure throughout the pandemic and have managed to secure additional funding through Welsh Government Hardship fund.</p> |
| Mitigated impact rating | Unknown |

5d. A Wales of cohesive communities

| | |
|--|--|
| | |
|--|--|

| | |
|--------|------|
| Impact | None |
|--------|------|

5e. A globally responsible Wales

| | |
|--------|------|
| Impact | None |
|--------|------|

5f. A Wales of vibrant culture and thriving Welsh language

Using Welsh

| | |
|--------|------|
| Impact | None |
|--------|------|

Promoting Welsh

| | |
|--------|------|
| Impact | None |
|--------|------|

Sports, Art & Recreation

| | |
|-------------------------|---|
| Impact | The contract sets out the the annual fees to be paid to Freedom Leisure, who have planned and budgeted accordingly, no impact is anticipated from the planned reductions. However, the covid-19 pandemic and consequent restrictions continue to impact the leisure industry. The longer term impact of this is currently unknown. |
| Impact rating | Unknown |
| Mitigation | The reductions were agreed as part of the original tender of the leisure contract. Freedom Leisure are fully aware of the annual reductions in the contract sum and have planned and budgeted for this accordingly. There may be some impact following Covid but Powys and Freedom Leisure are in regular communication with regards to any potential impacts. Powys have supported Freedom Leisure throughout the pandemic and have managed to secure additional funding through Welsh Government Hardship fund. |
| Mitigated impact rating | Unknown |

5g. A more equal Wales

Age

| | |
|--------|------|
| Impact | None |
|--------|------|

Disability

| | |
|---------------|------|
| Impact | None |
|---------------|------|

Gender Reassignment

| | |
|---------------|------|
| Impact | None |
|---------------|------|

Marriage or Civil Partnership

| | |
|---------------|------|
| Impact | None |
|---------------|------|

Race

| | |
|---------------|------|
| Impact | None |
|---------------|------|

Religion or Belief

| | |
|---------------|------|
| Impact | None |
|---------------|------|

Sex

| | |
|---------------|------|
| Impact | None |
|---------------|------|

Sexual Orientation

| | |
|---------------|------|
| Impact | None |
|---------------|------|

Pregnancy and Maternity

| | |
|---------------|------|
| Impact | None |
|---------------|------|

Socio-economic Duty

| | |
|---------------|------|
| Impact | None |
|---------------|------|

5h. Evidence

Freedom Leisure have accounted for the annual reductions in the contract fees and planned the delivery of their services accordingly.

6. Impact on key guiding principles & workforce

6a. Sustainable development principles

Long-term

| | |
|--------|------|
| Impact | None |
|--------|------|

Collaboration

| | |
|--------|------|
| Impact | None |
|--------|------|

Involvement (including Communication and Engagement)

| | |
|--------|------|
| Impact | None |
|--------|------|

Prevention

| | |
|--------|------|
| Impact | None |
|--------|------|

Integration

| | |
|--------|------|
| Impact | None |
|--------|------|

6b. Impact on the workforce

| | |
|--------|------|
| Impact | None |
|--------|------|

6c. Impact on payroll

| | |
|--------|------|
| Impact | None |
|--------|------|

6d. Welsh language impact on staff

| | |
|--------|------|
| Impact | None |
|--------|------|

6e. Impact on apprenticeships

| | |
|--------|------|
| Impact | None |
|--------|------|

6f. Evidence

The reduction in the contract sum paid to Freedom Leisure does not impact on the workforce, or guiding principles, of Powys County Council

7. Likelihood and risks

Risk 2

| | | | | | |
|----------------------------------|--|------------------------------|---|-----------------------------|-----|
| Description | The reduction in annual contract fees paid to Freedom Leisure has been planned and budgeted for accordingly. The risk is that the ongoing covid-19 pandemic has an unplanned detrimental impact leading to reduced schemes and activities. | | | | |
| Likelihood score | 2 | Impact score | 3 | Risk rating | 6.0 |
| Mitigation | Powys County Council and Freedom Leisure will continue to meet regularly to monitor and review the financial situation. PCC will support as appropriate. | | | | |
| Residual likelihood score | 2 | Residual impact score | 2 | Residual risk rating | 4.0 |

8. Overall summary and judgement

Outline assessment

The annual sums to be paid to Freedom Leisure are as agreed within the contract and planned for accordingly. The savings delivered from the reducing fees are to be removed from the Leisure revenue budget in 2022/23 financial year.

Cabinet reference

9. Additional evidence

10. Ongoing monitoring arrangements and governance

Monitoring arrangements

Governance arrangements are already in place for the Leisure Contract. Regular meetings and communication between Powys and Freedom Leisure. Quarterly reporting meetings. Quarterly KPI reporting requirements. Specification within the contract details requirements. Freedom Leisure report to Scrutiny periodically.

Review date

31/12/2022

null

This page is intentionally left blank

Impact Assessment

10% reduction in Housing & Community Development Business Miles



12/01/2022

Reference: 7876-2667-2457-3897

Impact Assessments (IA) are a process of assessing how our proposals and decisions might impact upon different types of people and communities and developing proposals in line with relevant legislation.

This is a legal requirement, and ensures the Council considers key legislation, including Equalities, Welsh language, Future Generations, Socio-economic Duty and Risk when developing proposals.

It will also help the Council make the best possible decisions for the people of Powys.

1. Proposal Information

| | |
|--------------------------------|--|
| Author name | Nina Davies, Head of Housing & Community Development |
| Head of service | Nina Davies, Head of Housing and Community Development |
| Portfolio holder | Rosemarie Harris, portfolio holder for Leader of Council / Leader of the Independent Group |
| Proposal title | 10% reduction in Housing & Community Development Business Miles |
| Description of proposal | Reduce business mileage across the Housing & Community Development Service by 10% |

2. Savings and Consultation requirements

Profile of savings delivery

| 2021-22 | 2022-23 | 2023-24 | 2024-25 | 2025-26 | 2026+ | Total savings |
|---------|---------|---------|---------|---------|-------|---------------|
| £6,790 | £0 | £0 | £0 | £0 | £0 | £6,790 |

Further information

These savings will be delivered from across Housing & Community Development travel budgets

Consultation requirements

| | |
|-------------------------------|--|
| Consultation required? | No |
| Justification | No impact anticipated in terms of service delivery |

3. Impact on other service areas, geographical areas and data protection

3a. Impact on other service areas

3b. Impact on geographical locations

The entire county

3c. Data protection impact assessment

Will the proposal involve processing the personal details of individuals?

No

Is Powys County Council the data controller?

No

Further information

4. Impact on Vision 2025

4a. The economy

Impact

None

4b. Health and care

Impact

None

4c. Learning and skills

Impact

None

4d. Residents and communities

Impact

None

4e. Evidence

Not applicable

5. Impact on well-being goals including Welsh language and equalities

5a. A prosperous Wales

| | |
|---------------|--|
| Impact | Reducing business miles across the service will help to reduce the carbon impact of the council and deliver on sustainability and climate change objectives. |
| Impact rating | Good |
| Mitigation | Not specified |

5b. A resilient Wales

| | |
|---------------|--|
| Impact | Reducing business mileage across the service will result in lower emissions from car exhausts. |
| Impact rating | Good |
| Mitigation | Not specified |

5c. A healthier Wales

| | |
|--------|------|
| Impact | None |
|--------|------|

5d. A Wales of cohesive communities

| | |
|--------|------|
| Impact | None |
|--------|------|

5e. A globally responsible Wales

| | |
|---------------|---|
| Impact | Reducing business miles helps the service to reduce emissions from car exhausts |
| Impact rating | Good |
| Mitigation | Not specified |

5f. A Wales of vibrant culture and thriving Welsh language

Using Welsh

| | |
|--------|------|
| Impact | None |
|--------|------|

Promoting Welsh

| | |
|--------|------|
| Impact | None |
|--------|------|

Sports, Art & Recreation

| | |
|--------|------|
| Impact | None |
|--------|------|

5g. A more equal Wales

Age

| | |
|--------|------|
| Impact | None |
|--------|------|

Disability

| | |
|--------|------|
| Impact | None |
|--------|------|

Gender Reassignment

| | |
|--------|------|
| Impact | None |
|--------|------|

Marriage or Civil Partnership

| | |
|--------|------|
| Impact | None |
|--------|------|

Race

| | |
|--------|------|
| Impact | None |
|--------|------|

Religion or Belief

| | |
|--------|------|
| Impact | None |
|--------|------|

Sex

| | |
|--------|------|
| Impact | None |
|--------|------|

Sexual Orientation

| | |
|---------------|------|
| Impact | None |
|---------------|------|

Pregnancy and Maternity

| | |
|---------------|------|
| Impact | None |
|---------------|------|

Socio-economic Duty

| | |
|---------------|------|
| Impact | None |
|---------------|------|

5h. Evidence

| |
|----------------|
| Not applicable |
|----------------|

6. Impact on key guiding principles & workforce

6a. Sustainable development principles

Long-term

| | |
|----------------------|--|
| Impact | The proposed 10% reduction in business miles is the beginning of a planned approach to reduce mileage year on year, in order to reduce the long term impact of service delivery by reducing car emissions. |
| Impact rating | Good |
| Mitigation | Not specified |

Collaboration

| | |
|---------------|------|
| Impact | None |
|---------------|------|

Involvement (including Communication and Engagement)

| | |
|----------------------|---|
| Impact | Engagement with staff will be undertaken in order to raise awareness and to create a sense of ownership and support for delivery of this objective. |
| Impact rating | Good |
| Mitigation | Not specified |

Prevention

| | |
|--------|------|
| Impact | None |
|--------|------|

Integration

| | |
|--------|------|
| Impact | None |
|--------|------|

6b. Impact on the workforce

| | |
|---------------|---|
| Impact | All staff will be encouraged to minimise travel and to undertake work remotely where appropriate. As the council moves to New Ways of Working there will be a greater use of home working and less travel to offices. ICT solutions will be used appropriately in order to allow work to be undertaken on site and reduce need to travel to offices wherever possible. The covid-19 pandemic has seen a significant change to the way the council works, this proposal aims to consolidate and capture the benefits in terms of reducing business mileage within Housing & Community Development. |
| Impact rating | Good |
| Mitigation | Not specified |

6c. Impact on payroll

| | |
|--------|------|
| Impact | None |
|--------|------|

6d. Welsh language impact on staff

| | |
|--------|------|
| Impact | None |
|--------|------|

6e. Impact on apprenticeships

| | |
|--------|------|
| Impact | None |
|--------|------|

6f. Evidence

| |
|---------------|
| Good practice |
|---------------|

7. Likelihood and risks

Risk 1

| | | | | | |
|----------------------------------|---|------------------------------|---|-----------------------------|-----|
| Description | Perception from the public that staff are less available on site or in person | | | | |
| Likelihood score | 1 | Impact score | 1 | Risk rating | 1.0 |
| Mitigation | Ensuring members of the public are aware of the ways in which they can contact the required services and that officers will still be 'out and about' undertaking their roles as appropriate | | | | |
| Residual likelihood score | 1 | Residual impact score | 1 | Residual risk rating | 1.0 |

8. Overall summary and judgement

Outline assessment

The proposal to reduce Housing & Community Development business mileage by 10% in 2022/23 would deliver positive benefits in terms of reducing car emissions with no, or very minimal, impact on service delivery.

Cabinet reference

9. Additional evidence

Not applicable

10. Ongoing monitoring arrangements and governance

Monitoring arrangements

Housing & Community Development business mileage will be analysed on a quarterly basis with targets for reductions in future years set in due course.

Review date

31/12/2022

This page is intentionally left blank

Impact Assessment

Reduce 3rd party spend in the Housing & Community Development Service



12/01/2022

Reference: 7139-6024-9483-0839

Impact Assessments (IA) are a process of assessing how our proposals and decisions might impact upon different types of people and communities and developing proposals in line with relevant legislation.

This is a legal requirement, and ensures the Council considers key legislation, including Equalities, Welsh language, Future Generations, Socio-economic Duty and Risk when developing proposals.

It will also help the Council make the best possible decisions for the people of Powys.

1. Proposal Information

| | |
|--------------------------------|--|
| Author name | Nina Davies, Head of Housing & Community Development |
| Head of service | Nina Davies, Head of Housing and Community Development |
| Portfolio holder | Rachel Powell, portfolio holder for Portfolio Holder for Children and Young People and Culture and Leisure |
| Proposal title | Reduce 3rd party spend in the Housing & Community Development Service |
| Description of proposal | Reduce expenditure on 3rd party spend to support priority service projects and programmes |

2. Savings and Consultation requirements

Profile of savings delivery

| 2021-22 | 2022-23 | 2023-24 | 2024-25 | 2025-26 | 2026+ | Total savings |
|---------|---------|---------|---------|---------|-------|---------------|
| £37,630 | £0 | £0 | £0 | £0 | £0 | £37,630 |

Further information

Reduction in 3rd party spend to external organisations for goods and services. Budget used to support legal costs and match funding to access grant funding.

Consultation requirements

| | |
|-------------------------------|----------------|
| Consultation required? | No |
| Justification | Not applicable |

3. Impact on other service areas, geographical areas and data protection

3a. Impact on other service areas

3b. Impact on geographical locations

The entire county

3c. Data protection impact assessment

| | |
|---|----|
| Will the proposal involve processing the personal details of individuals? | No |
| Is Powys County Council the data controller? | No |
| Further information | |

4. Impact on Vision 2025

4a. The economy

| | |
|-------------------------|---|
| Impact | Reduced budget available to support external expenditure may mean a reduction in expenditure for some local businesses. Potentially match funding not available to support grant funding bids to support investment and improvements in service delivery. |
| Impact rating | Unknown |
| Mitigation | Expenditure will be prioritised in order to best meet the council's aims and objectives. |
| Mitigated impact rating | Neutral |

4b. Health and care

| | |
|--------|------|
| Impact | None |
|--------|------|

4c. Learning and skills

| | |
|--------|------|
| Impact | None |
|--------|------|

4d. Residents and communities

| | |
|--------|------|
| Impact | None |
|--------|------|

4e. Evidence

| |
|----------------------------------|
| Service knowledge and experience |
|----------------------------------|

5. Impact on well-being goals including Welsh language and equalities

5a. A prosperous Wales

| | |
|--------|------|
| Impact | None |
|--------|------|

5b. A resilient Wales

| | |
|--------|------|
| Impact | None |
|--------|------|

5c. A healthier Wales

| | |
|--------|------|
| Impact | None |
|--------|------|

5d. A Wales of cohesive communities

| | |
|--------|------|
| Impact | None |
|--------|------|

5e. A globally responsible Wales

| | |
|--------|------|
| Impact | None |
|--------|------|

5f. A Wales of vibrant culture and thriving Welsh language

Using Welsh

| | |
|--------|------|
| Impact | None |
|--------|------|

Promoting Welsh

| | |
|--------|------|
| Impact | None |
|--------|------|

Sports, Art & Recreation

| | |
|--------|------|
| Impact | None |
|--------|------|

5g. A more equal Wales

Age

| | |
|--------|------|
| Impact | None |
|--------|------|

Disability

| | |
|--------|------|
| Impact | None |
|--------|------|

Gender Reassignment

| | |
|--------|------|
| Impact | None |
|--------|------|

Marriage or Civil Partnership

| | |
|--------|------|
| Impact | None |
|--------|------|

Race

| | |
|--------|------|
| Impact | None |
|--------|------|

Religion or Belief

| | |
|--------|------|
| Impact | None |
|--------|------|

Sex

| | |
|--------|------|
| Impact | None |
|--------|------|

Sexual Orientation

| | |
|--------|------|
| Impact | None |
|--------|------|

Pregnancy and Maternity

| | |
|--------|------|
| Impact | None |
|--------|------|

Socio-economic Duty

| | |
|--------|------|
| Impact | None |
|--------|------|

5h. Evidence

| |
|----------------|
| Not applicable |
|----------------|

6. Impact on key guiding principles & workforce

6a. Sustainable development principles

Long-term

| | |
|--------|------|
| Impact | None |
|--------|------|

Collaboration

| | |
|--------|------|
| Impact | None |
|--------|------|

Involvement (including Communication and Engagement)

| | |
|--------|------|
| Impact | None |
|--------|------|

Prevention

| | |
|--------|------|
| Impact | None |
|--------|------|

Integration

| | |
|--------|------|
| Impact | None |
|--------|------|

6b. Impact on the workforce

| | |
|--------|------|
| Impact | None |
|--------|------|

6c. Impact on payroll

| | |
|--------|------|
| Impact | None |
|--------|------|

6d. Welsh language impact on staff

| | |
|--------|------|
| Impact | None |
|--------|------|

6e. Impact on apprenticeships

| | |
|--------|------|
| Impact | None |
|--------|------|

6f. Evidence

| |
|----------------|
| Not applicable |
|----------------|

7. Likelihood and risks

Risk 1

| | | | | | |
|----------------------------------|---|------------------------------|---|-----------------------------|-----|
| Description | Budget not available for Housing & Community Development service to pay for external legal advice, for third party spend, or take the opportunities available through provision of match funding to access grant funding. | | | | |
| Likelihood score | 3 | Impact score | 2 | Risk rating | 6.0 |
| Mitigation | Expenditure to be prioritised to ensure service budgets delivers maximum benefits in terms of delivering council aims and objectives. | | | | |
| Residual likelihood score | 2 | Residual impact score | 2 | Residual risk rating | 4.0 |

8. Overall summary and judgement

Outline assessment

| |
|--|
| The proposal to reduce the budget availability to support priority service projects and programmes may have a minor impact on the ability of the service to deliver the council's aims and objectives. |
|--|

| | |
|-------------------|--|
| Cabinet reference | |
|-------------------|--|

9. Additional evidence

Not applicable

10. Ongoing monitoring arrangements and governance

Monitoring arrangements

Budget will be reviewed quarterly and considered again in future budget rounds.

| | |
|-------------|------------|
| Review date | 31/12/2022 |
|-------------|------------|

null

Impact Assessment

Estate Agency inflationary costs



12/01/2022

Reference: 4261-6325-7553-4842

Impact Assessments (IA) are a process of assessing how our proposals and decisions might impact upon different types of people and communities and developing proposals in line with relevant legislation.

This is a legal requirement, and ensures the Council considers key legislation, including Equalities, Welsh language, Future Generations, Socio-economic Duty and Risk when developing proposals.

It will also help the Council make the best possible decisions for the people of Powys.

1. Proposal Information

| | |
|--------------------------------|--|
| Author name | Gwilym Davies , Head of Service - Property, Planning and Public Protection |
| Head of service | Gwilym Davies, Head of Property, Planning and Public Protection |
| Portfolio holder | Beverley Baynham, portfolio holder for Portfolio Holder for Corporate Governance and Regulatory Services |
| Proposal title | Estate Agency inflationary costs |
| Description of proposal | Estate Agency inflationary cost to be achieved via the Estate Agency budget. |

2. Savings and Consultation requirements

Profile of savings delivery

| 2021-22 | 2022-23 | 2023-24 | 2024-25 | 2025-26 | 2026+ | Total savings |
|---------|---------|---------|---------|---------|-------|---------------|
| £0 | £8,070 | £0 | £0 | £0 | £0 | £8,070 |

Further information

Inflationary cost to be achieved via Estate Agency budget.

Consultation requirements

| | |
|-------------------------------|---|
| Consultation required? | No |
| Justification | No changes to existing arrangements proposed. |

3. Impact on other service areas, geographical areas and data protection

3a. Impact on other service areas

3b. Impact on geographical locations

The entire county

3c. Data protection impact assessment

| | |
|---|---|
| Will the proposal involve processing the personal details of individuals? | No |
| Is Powys County Council the data controller? | Yes |
| Further information | No changes to existing arrangements proposed. |

4. Impact on Vision 2025

4a. The economy

| | |
|--------|------|
| Impact | None |
|--------|------|

4b. Health and care

| | |
|--------|------|
| Impact | None |
|--------|------|

4c. Learning and skills

| | |
|--------|------|
| Impact | None |
|--------|------|

4d. Residents and communities

| | |
|--------|------|
| Impact | None |
|--------|------|

4e. Evidence

Officer judgement.

5. Impact on well-being goals including Welsh language and equalities

5a. A prosperous Wales

| | |
|--------|------|
| Impact | None |
|--------|------|

5b. A resilient Wales

| | |
|--------|------|
| Impact | None |
|--------|------|

5c. A healthier Wales

| | |
|--------|------|
| Impact | None |
|--------|------|

5d. A Wales of cohesive communities

| | |
|--------|------|
| Impact | None |
|--------|------|

5e. A globally responsible Wales

| | |
|--------|------|
| Impact | None |
|--------|------|

5f. A Wales of vibrant culture and thriving Welsh language

Using Welsh

| | |
|--------|------|
| Impact | None |
|--------|------|

Promoting Welsh

| | |
|--------|------|
| Impact | None |
|--------|------|

Sports, Art & Recreation

| | |
|--------|------|
| Impact | None |
|--------|------|

5g. A more equal Wales

Age

| | |
|--------|------|
| Impact | None |
|--------|------|

Disability

| | |
|--------|------|
| Impact | None |
|--------|------|

Gender Reassignment

| | |
|--------|------|
| Impact | None |
|--------|------|

Marriage or Civil Partnership

| | |
|--------|------|
| Impact | None |
|--------|------|

Race

| | |
|--------|------|
| Impact | None |
|--------|------|

Religion or Belief

| | |
|--------|------|
| Impact | None |
|--------|------|

Sex

| | |
|--------|------|
| Impact | None |
|--------|------|

Sexual Orientation

| | |
|--------|------|
| Impact | None |
|--------|------|

Pregnancy and Maternity

| | |
|--------|------|
| Impact | None |
|--------|------|

Socio-economic Duty

| | |
|--------|------|
| Impact | None |
|--------|------|

5h. Evidence

Officer judgement.

6. Impact on key guiding principles & workforce

6a. Sustainable development principles

Long-term

| | |
|--------|------|
| Impact | None |
|--------|------|

Collaboration

| | |
|--------|------|
| Impact | None |
|--------|------|

Involvement (including Communication and Engagement)

| | |
|--------|------|
| Impact | None |
|--------|------|

Prevention

| | |
|--------|------|
| Impact | None |
|--------|------|

Integration

| | |
|--------|------|
| Impact | None |
|--------|------|

6b. Impact on the workforce

| | |
|--------|------|
| Impact | None |
|--------|------|

6c. Impact on payroll

| | |
|--------|------|
| Impact | None |
|--------|------|

6d. Welsh language impact on staff

| | |
|---------------|------|
| Impact | None |
|---------------|------|

6e. Impact on apprenticeships

| | |
|---------------|------|
| Impact | None |
|---------------|------|

6f. Evidence

Officer judgement.

7. Likelihood and risks

No risks documented

8. Overall summary and judgement

Outline assessment

No change to existing arrangements proposed. Inflationary costs to be achieved via budget allocated by central government.

| | |
|--------------------------|--|
| Cabinet reference | |
|--------------------------|--|

9. Additional evidence

10. Ongoing monitoring arrangements and governance

Monitoring arrangements

Annual budget monitoring.

Review date

01/04/2023

null

Impact Assessment

Increase Building Control income target (£13,000).



12/01/2022

Reference: 6526-8416-3097-1291

Impact Assessments (IA) are a process of assessing how our proposals and decisions might impact upon different types of people and communities and developing proposals in line with relevant legislation.

This is a legal requirement, and ensures the Council considers key legislation, including Equalities, Welsh language, Future Generations, Socio-economic Duty and Risk when developing proposals.

It will also help the Council make the best possible decisions for the people of Powys.

1. Proposal Information

| | |
|--------------------------------|---|
| Author name | Gwilym Davies , Head of Service - Property, Planning and Public Protection |
| Head of service | Gwilym Davies, Head of Property, Planning and Public Protection |
| Portfolio holder | Rosemarie Harris, portfolio holder for Leader of Council / Leader of the Independent Group |
| Proposal title | Increase Building Control income target (£13,000). |
| Description of proposal | Building Control has a trend of exceeding its annual income target. It is therefore considered that an increased income target of £13,000 can be secured without increasing fees. |

2. Savings and Consultation requirements

Profile of savings delivery

| 2021-22 | 2022-23 | 2023-24 | 2024-25 | 2025-26 | 2026+ | Total savings |
|---------|---------|---------|---------|---------|-------|---------------|
| £0 | £13,000 | £0 | £0 | £0 | £0 | £13,000 |

Further information

Increased income target.

Consultation requirements

| | |
|-------------------------------|-------------------------------------|
| Consultation required? | No |
| Justification | No fee increase currently proposed. |

3. Impact on other service areas, geographical areas and data protection

3a. Impact on other service areas

3b. Impact on geographical locations

The entire county

3c. Data protection impact assessment

| | |
|---|--|
| Will the proposal involve processing the personal details of individuals? | No |
| Is Powys County Council the data controller? | Yes |
| Further information | No changes to existing processes proposed. |

4. Impact on Vision 2025

4a. The economy

| | |
|--------|------|
| Impact | None |
|--------|------|

4b. Health and care

| | |
|--------|------|
| Impact | None |
|--------|------|

4c. Learning and skills

| | |
|--------|------|
| Impact | None |
|--------|------|

4d. Residents and communities

| | |
|--------|------|
| Impact | None |
|--------|------|

4e. Evidence

Officer judgement.

5. Impact on well-being goals including Welsh language and equalities

5a. A prosperous Wales

| | |
|--------|------|
| Impact | None |
|--------|------|

5b. A resilient Wales

| | |
|--------|------|
| Impact | None |
|--------|------|

5c. A healthier Wales

| | |
|--------|------|
| Impact | None |
|--------|------|

5d. A Wales of cohesive communities

| | |
|--------|------|
| Impact | None |
|--------|------|

5e. A globally responsible Wales

| | |
|--------|------|
| Impact | None |
|--------|------|

5f. A Wales of vibrant culture and thriving Welsh language

Using Welsh

| | |
|--------|------|
| Impact | None |
|--------|------|

Promoting Welsh

| | |
|--------|------|
| Impact | None |
|--------|------|

Sports, Art & Recreation

| | |
|--------|------|
| Impact | None |
|--------|------|

5g. A more equal Wales

Age

| | |
|--------|------|
| Impact | None |
|--------|------|

Disability

| | |
|--------|------|
| Impact | None |
|--------|------|

Gender Reassignment

| | |
|--------|------|
| Impact | None |
|--------|------|

Marriage or Civil Partnership

| | |
|--------|------|
| Impact | None |
|--------|------|

Race

| | |
|--------|------|
| Impact | None |
|--------|------|

Religion or Belief

| | |
|--------|------|
| Impact | None |
|--------|------|

Sex

| | |
|--------|------|
| Impact | None |
|--------|------|

Sexual Orientation

| | |
|--------|------|
| Impact | None |
|--------|------|

Pregnancy and Maternity

| | |
|--------|------|
| Impact | None |
|--------|------|

Socio-economic Duty

| | |
|--------|------|
| Impact | None |
|--------|------|

5h. Evidence

Officer judgement.

6. Impact on key guiding principles & workforce

6a. Sustainable development principles

Long-term

Impact

None

Collaboration

Impact

None

Involvement (including Communication and Engagement)

Impact

None

Prevention

Impact

None

Integration

Impact

None

6b. Impact on the workforce

Impact

None

6c. Impact on payroll

Impact

None

6d. Welsh language impact on staff

| | |
|---------------|------|
| Impact | None |
|---------------|------|

6e. Impact on apprenticeships

| | |
|---------------|------|
| Impact | None |
|---------------|------|

6f. Evidence

Officer judgement.

7. Likelihood and risks

No risks documented

8. Overall summary and judgement

Outline assessment

No increase in fees are considered to be required to achieve the additional income target as the service area has a trend of underspends. No impacts have therefore been identified.

| | |
|--------------------------|--|
| Cabinet reference | |
|--------------------------|--|

9. Additional evidence

Annual budget reviews.

10. Ongoing monitoring arrangements and governance

Monitoring arrangements

Quarterly and annual budget reviews.

Review date

30/04/2023

null

Impact Assessment

Reduction in Street Lighting Energy Costs



13/01/2022

Reference: 8413-4991-6028-5816

Impact Assessments (IA) are a process of assessing how our proposals and decisions might impact upon different types of people and communities and developing proposals in line with relevant legislation.

This is a legal requirement, and ensures the Council considers key legislation, including Equalities, Welsh language, Future Generations, Socio-economic Duty and Risk when developing proposals.

It will also help the Council make the best possible decisions for the people of Powys.

1. Proposal Information

| | |
|--------------------------------|---|
| Author name | Shaun James, Senior Manager - Highways Technical & Business Development |
| Head of service | Matthew Perry, Head of Highways, Transport and Recycling |
| Portfolio holder | Heulwen Hulme, portfolio holder for Portfolio Holder for Environment |
| Proposal title | Reduction in Street Lighting Energy Costs |
| Description of proposal | <p>Street lighting is in general a non-statutory service with some minor exceptions, and therefore the proposal is to reduce the current energy costs (decrease carbon footprint) of £362K by a further £100K. Reductions subject to further investigations could take the form of a combination of:</p> <ul style="list-style-type: none"> County wide part night and/or part night dimming Turning off non-critical lighting <p>Saving delivery relies upon continued capital investment and the renewal programme.</p> <p>It should be noted that the dark sky initiative (brighter futures) raises both the issue of light pollution and carbon footprint; and we do need to recognise such socio-economic trends and changes in people's mindset, priorities and self-awareness.</p> |

2. Savings and Consultation requirements

Profile of savings delivery

| 2021-22 | 2022-23 | 2023-24 | 2024-25 | 2025-26 | 2026+ | Total savings |
|---------|---------|---------|---------|---------|-------|---------------|
| £0 | £25,000 | £25,000 | £25,000 | £25,000 | £0 | £100,000 |

Further information

Reduction in energy costs through the implementation of county wide part night and/or part night dimming, as part of the capital renewal programme.

Consultation requirements

| | |
|-------------------------------|--|
| Consultation required? | No |
| Justification | There is no set or formal consultation, however consultations with Town and Community Councils will be required on a case by case basis as the renewal progresses across the county. |

3. Impact on other service areas, geographical areas and data protection

3a. Impact on other service areas

3b. Impact on geographical locations

The entire county

3c. Data protection impact assessment

| | |
|--|----|
| Will the proposal involve processing the personal details of individuals? | No |
| Is Powys County Council the data controller? | No |
| Further information | |

4. Impact on Vision 2025

4a. The economy

| | |
|---------------|------|
| Impact | None |
|---------------|------|

4b. Health and care

| | |
|--------|------|
| Impact | None |
|--------|------|

4c. Learning and skills

| | |
|--------|------|
| Impact | None |
|--------|------|

4d. Residents and communities

| | |
|-------------------------|--|
| Impact | It is considered there will be a perception that there will be a detriment to the social environment especially crime and road safety. |
| Impact rating | Poor |
| Mitigation | Town and Community Councils will be consulted on proposals. |
| Mitigated impact rating | Neutral |

4e. Evidence

| |
|--|
| Experience has demonstrated reduced energy costs and carbon footprint can be achieved. |
|--|

5. Impact on well-being goals including Welsh language and equalities

5a. A prosperous Wales

| | |
|-------------------------|--|
| Impact | The carbon footprint will be decreased. The social environment may be impacted upon from service withdrawal / reduction. Procurement of street lighting materials will be via framework. |
| Impact rating | Neutral |
| Mitigation | Town and Community Councils will be consulted on proposals. |
| Mitigated impact rating | Neutral |

5b. A resilient Wales

| | |
|--------------------------------|--|
| Impact | The carbon footprint will be decreased. Reduction of lighting provision will benefit the natural environment for nocturnal species. |
| Impact rating | Good |
| Mitigation | Town and Community Councils will be consulted |
| Mitigated impact rating | Good |

5c. A healthier Wales

| | |
|--------------------------------|--|
| Impact | The social environment may be impacted upon from service withdrawal or reduction |
| Impact rating | Poor |
| Mitigation | Town and Community councils will be consulted |
| Mitigated impact rating | Poor |

5d. A Wales of cohesive communities

| | |
|--------------------------------|--|
| Impact | It is considered there will be a perception that there will be a detriment to the social environment especially crime and road safety. |
| Impact rating | Poor |
| Mitigation | Town and Community Councils will be consulted |
| Mitigated impact rating | Poor |

5e. A globally responsible Wales

| | |
|----------------------|---|
| Impact | The carbon footprint will be decreased. |
| Impact rating | Good |
| Mitigation | Not specified |

5f. A Wales of vibrant culture and thriving Welsh language

Using Welsh

| | |
|---------------|------|
| Impact | None |
|---------------|------|

Promoting Welsh

| | |
|---------------|------|
| Impact | None |
|---------------|------|

Sports, Art & Recreation

| | |
|---------------|------|
| Impact | None |
|---------------|------|

5g. A more equal Wales

Age

| | |
|--------------------------------|---|
| Impact | It is considered that a reduction of streetlighting may likely have greater impact on the vulnerable. |
| Impact rating | Poor |
| Mitigation | Town and Community Councils will be consulted. |
| Mitigated impact rating | Poor |

Disability

| | |
|--------------------------------|---|
| Impact | It is considered that a reduction of streetlighting may likely to have greater impact on those with a disability. |
| Impact rating | Poor |
| Mitigation | Town and Community Councils will be consulted. |
| Mitigated impact rating | Poor |

Gender Reassignment

| | |
|---------------|------|
| Impact | None |
|---------------|------|

Marriage or Civil Partnership

| | |
|--------|------|
| Impact | None |
|--------|------|

Race

| | |
|--------|------|
| Impact | None |
|--------|------|

Religion or Belief

| | |
|--------|------|
| Impact | None |
|--------|------|

Sex

| | |
|--------|------|
| Impact | None |
|--------|------|

Sexual Orientation

| | |
|--------|------|
| Impact | None |
|--------|------|

Pregnancy and Maternity

| | |
|--------|------|
| Impact | None |
|--------|------|

Socio-economic Duty

| | |
|--------|------|
| Impact | None |
|--------|------|

5h. Evidence

| |
|---------------------|
| Previous experience |
|---------------------|

6. Impact on key guiding principles & workforce

6a. Sustainable development principles

Long-term

| | |
|--------------------------------|---|
| Impact | It is considered the perception will be that there will be a detriment to the social environment especially crime and road safety. There are though significant longer-term benefits in reducing the carbon footprint. |
| Impact rating | Poor |
| Mitigation | Town and Community Councils will be consulted |
| Mitigated impact rating | Poor |

Collaboration

| | |
|---------------|------|
| Impact | None |
|---------------|------|

Involvement (including Communication and Engagement)

| | |
|----------------------|--|
| Impact | Town and community councils will be consulted as and when required |
| Impact rating | Neutral |
| Mitigation | Not specified |

Prevention

| | |
|--------------------------------|---|
| Impact | It is considered that the perception will be that there will be a detriment to the social environment especially crime and road safety. |
| Impact rating | Poor |
| Mitigation | Town & Community Councils will be consulted |
| Mitigated impact rating | Poor |

Integration

| | |
|---------------|------|
| Impact | None |
|---------------|------|

6b. Impact on the workforce

| | |
|---------------|------|
| Impact | None |
|---------------|------|

6c. Impact on payroll

| | |
|---------------|------|
| Impact | None |
|---------------|------|

6d. Welsh language impact on staff

| | |
|---------------|------|
| Impact | None |
|---------------|------|

6e. Impact on apprenticeships

| | |
|---------------|------|
| Impact | None |
|---------------|------|

6f. Evidence

| |
|---------------------|
| Previous experience |
|---------------------|

7. Likelihood and risks

Risk 1

| | | | | | |
|----------------------------------|--|------------------------------|---|-----------------------------|-----|
| Description | It is considered that the perception will be that there may be a detriment to the social environment especially crime and road safety. | | | | |
| Likelihood score | 3 | Impact score | 2 | Risk rating | 6.0 |
| Mitigation | Town and community councils will be consulted as and when required | | | | |
| Residual likelihood score | 3 | Residual impact score | 2 | Residual risk rating | 6.0 |

8. Overall summary and judgement

Outline assessment

| |
|---|
| The proposal may have a minor impact on some residents and communities. |
|---|

| | |
|--------------------------|--|
| Cabinet reference | |
|--------------------------|--|

9. Additional evidence

None

10. Ongoing monitoring arrangements and governance

Monitoring arrangements

Energy Usage

Review date

10/12/2025

null

Impact Assessment

Increase income from Car Parking



13/01/2022

Reference: 1338-8434-0234-7321

Impact Assessments (IA) are a process of assessing how our proposals and decisions might impact upon different types of people and communities and developing proposals in line with relevant legislation.

This is a legal requirement, and ensures the Council considers key legislation, including Equalities, Welsh language, Future Generations, Socio-economic Duty and Risk when developing proposals.

It will also help the Council make the best possible decisions for the people of Powys.

1. Proposal Information

| | |
|--------------------------------|--|
| Author name | Shaun James, Senior Manager - Highways Technical & Business Development |
| Head of service | Matthew Perry, Head of Highways, Transport and Recycling |
| Portfolio holder | Heulwen Hulme, portfolio holder for Portfolio Holder for Environment |
| Proposal title | Increase income from Car Parking |
| Description of proposal | <p>The Council's car parking service provides significant income to the authority which is generated from Pay & Display car parks, permits (residential/seasonal) and penalty charge notices (on & off street). This proposal is to review the current car park charges with a view to increase income by £100k (from circa £1.7m).</p> <p>To note - the current car parking tariffs were last reviewed in 2019.</p> |

2. Savings and Consultation requirements

Profile of savings delivery

| 2021-22 | 2022-23 | 2023-24 | 2024-25 | 2025-26 | 2026+ | Total savings |
|---------|---------|---------|---------|---------|-------|---------------|
| £0 | £50,000 | £50,000 | £0 | £0 | £0 | £100,000 |

Further information

Review current car parking tariffs and charges.

Consultation requirements

| | |
|-------------------------------|--|
| Consultation required? | No |
| Justification | Changing car park charges is covered by a set legal process. |

3. Impact on other service areas, geographical areas and data protection

3a. Impact on other service areas

3b. Impact on geographical locations

The entire county

3c. Data protection impact assessment

| | |
|---|----|
| Will the proposal involve processing the personal details of individuals? | No |
| Is Powys County Council the data controller? | No |
| Further information | |

4. Impact on Vision 2025

4a. The economy

| | |
|-------------------------|--|
| Impact | Reviewing current car parking tariffs and charges may reduce visitors to local towns, however evidence states that footfall is not significantly affected by charges, rather the length of stay. |
| Impact rating | Poor |
| Mitigation | Annual or season permits are available for use in all long stay car parks which offer substantial discount for regular users over daily charges. |
| Mitigated impact rating | Poor |

4b. Health and care

| | |
|----------------------|---|
| Impact | <p>Reviewing current car parking tariffs and charges may encourage a modal shift in transport. Potentially may result in some users considering more sustainable modes of transport and encourage active travel for short journeys as opposed to making the journey by car.</p> <p>This indirectly supports the objectives of the Active Travel [Wales] Act 2013 and could assist in reducing carbon emissions.</p> |
| Impact rating | Good |
| Mitigation | Not specified |

4c. Learning and skills

| | |
|---------------|------|
| Impact | None |
|---------------|------|

4d. Residents and communities

| | |
|--------------------------------|---|
| Impact | Reviewing current car parking tariffs and charges may deter residents from visiting towns to access local services. |
| Impact rating | Poor |
| Mitigation | Annual or season permits are available for use in all long stay car parks which offer substantial discount for regular users over daily charges |
| Mitigated impact rating | Poor |

4e. Evidence

Welsh Government research - Assessing the Impact of Car Park Charges on town Centre Footfall, March 2015 reported the general availability of spaces is felt by visitors to be more important than cost in their overall decision about visiting and that Whilst a 'blanket' free parking strategy has been suggested to encourage more car park users, these were generally found not to benefit target visitors ... and consequently had an unexpectedly negative impact on footfall.

<http://gov.wales/docs/caecd/research/2015/150610-assessing-impact-car-parking-charges-town-centre-footfall-en.pdf>

5. Impact on well-being goals including Welsh language and equalities

5a. A prosperous Wales

| | |
|--------------------------------|---|
| Impact | Whilst charges do not significantly impact upon footfall in Town Centres, rather the length of stay, the review of tariffs and car park charges whilst encouraging modal shift and active travel may have greater impact on those with low income and may affect their choice of employment within in affected towns. |
| Impact rating | Poor |
| Mitigation | Annual or season permits are available for use in all long stay car parks which offer substantial discount for regular users over daily charges. |
| Mitigated impact rating | Poor |

5b. A resilient Wales

| | |
|---------------|------|
| Impact | None |
|---------------|------|

5c. A healthier Wales

| | |
|----------------------|---|
| Impact | <p>Reviewing current car parking tariffs and charges may encourage a modal shift in transport. Potentially may result in some users considering more sustainable modes of transport and encourage active travel for short journeys as opposed to making the journey by car.</p> <p>This indirectly supports the objectives of the Active Travel [Wales] Act 2013 and could assist in reducing carbon emissions.</p> |
| Impact rating | Good |
| Mitigation | Not specified |

5d. A Wales of cohesive communities

| | |
|---------------|------|
| Impact | None |
|---------------|------|

5e. A globally responsible Wales

| | |
|--|--|
| | |
|--|--|

| | |
|--------|------|
| Impact | None |
|--------|------|

5f. A Wales of vibrant culture and thriving Welsh language

Using Welsh

| | |
|--------|------|
| Impact | None |
|--------|------|

Promoting Welsh

| | |
|--------|------|
| Impact | None |
|--------|------|

Sports, Art & Recreation

| | |
|--------|------|
| Impact | None |
|--------|------|

5g. A more equal Wales

Age

| | |
|---------------|---|
| Impact | Those who are both old enough and able to drive will likely be more affected. |
| Impact rating | Neutral |
| Mitigation | Not specified |

Disability

| | |
|--------|------|
| Impact | None |
|--------|------|

Gender Reassignment

| | |
|--------|------|
| Impact | None |
|--------|------|

Marriage or Civil Partnership

| | |
|--------|------|
| Impact | None |
|--------|------|

Race

| | |
|--------|------|
| Impact | None |
|--------|------|

Religion or Belief

| | |
|--------|------|
| Impact | None |
|--------|------|

Sex

| | |
|--------|------|
| Impact | None |
|--------|------|

Sexual Orientation

| | |
|--------|------|
| Impact | None |
|--------|------|

Pregnancy and Maternity

| | |
|--------|------|
| Impact | None |
|--------|------|

Socio-economic Duty

| | |
|--------|------|
| Impact | None |
|--------|------|

5h. Evidence

| |
|--------------------------------|
| No specific evidence available |
|--------------------------------|

6. Impact on key guiding principles & workforce

6a. Sustainable development principles

Long-term

| | |
|---------------|---|
| Impact | The review of tariffs and car parking charges will be continue to be reviewed in the short and long term. |
| Impact rating | Neutral |
| Mitigation | Not specified |

Collaboration

| | |
|--|--|
| | |
|--|--|

| | |
|---------------|------|
| Impact | None |
|---------------|------|

Involvement (including Communication and Engagement)

| | |
|----------------------|--|
| Impact | Changing tariffs and car park charges is covered by a set legal process. |
| Impact rating | Neutral |
| Mitigation | Not specified |

Prevention

| | |
|--------------------------------|---|
| Impact | <p>The review of tariffs and car park charges may increase inconsiderate or illegal parking within the surrounding area in the short-term and thus have an increased call for enforcement by the Police to take action for obstruction or dangerous parking.</p> <p>Displaced vehicles may migrate on street in residential areas reducing availability for those residents and their visitors.</p> |
| Impact rating | Poor |
| Mitigation | <p>Proportionate and targeted enforcement provided to deter the practice occurring within existing resources.</p> <p>Displaced vehicles may over the long-term return to the car parks where parking is likely to be easier and more conveniently located. Additionally, residents parking schemes are available which may prevent this from being an issue.</p> |
| Mitigated impact rating | Neutral |

Integration

| | |
|---------------|------|
| Impact | None |
|---------------|------|

6b. Impact on the workforce

| | |
|---------------|------|
| Impact | None |
|---------------|------|

6c. Impact on payroll

| | |
|---------------|------|
| Impact | None |
|---------------|------|

6d. Welsh language impact on staff

| | |
|--------|------|
| Impact | None |
|--------|------|

6e. Impact on apprenticeships

| | |
|--------|------|
| Impact | None |
|--------|------|

6f. Evidence

No specific evidence available

7. Likelihood and risks

Risk 1

| | | | | | |
|----------------------------------|--------------------------|------------------------------|---|-----------------------------|-----|
| Description | Reputational Damage | | | | |
| Likelihood score | 3 | Impact score | 1 | Risk rating | 3.0 |
| Mitigation | Implement communications | | | | |
| Residual likelihood score | 3 | Residual impact score | 1 | Residual risk rating | 3.0 |

Risk 2

| | | | | | |
|----------------------------------|---|------------------------------|---|-----------------------------|-----|
| Description | Inconsiderate parking in surrounding areas | | | | |
| Likelihood score | 3 | Impact score | 2 | Risk rating | 6.0 |
| Mitigation | Discounted permits are available. Proportionate and targeted enforcement provided to deter the practice occurring in the short term. | | | | |
| Residual likelihood score | 3 | Residual impact score | 2 | Residual risk rating | 6.0 |

8. Overall summary and judgement

Outline assessment

The review of tariffs and car park charges may impact upon people's choice to visit a town however research indicates that this is not the main consideration. Displacement of vehicles may occur into surrounding streets however targeted enforcement will aim to ensure this is not within restricted places. In addition residents permit schemes are available to residents where on street parking by visitors to a town displace residents in predominantly residential areas.

| | |
|--------------------------|--|
| Cabinet reference | |
|--------------------------|--|

9. Additional evidence

10. Ongoing monitoring arrangements and governance

Monitoring arrangements

| | |
|-------------------------|------------|
| Monitor car park income | |
| Review date | 22/12/2023 |

null

Impact Assessment

Travel Savings



12/01/2022

Reference: 3420-9680-6620-0831

Impact Assessments (IA) are a process of assessing how our proposals and decisions might impact upon different types of people and communities and developing proposals in line with relevant legislation.

This is a legal requirement, and ensures the Council considers key legislation, including Equalities, Welsh language, Future Generations, Socio-economic Duty and Risk when developing proposals.

It will also help the Council make the best possible decisions for the people of Powys.

1. Proposal Information

| | |
|--------------------------------|---|
| Author name | Shaun James, Senior Manager Highways Technical & Business Development |
| Head of service | Matthew Perry, Head of Highways, Transport and Recycling |
| Portfolio holder | Heulwen Hulme, portfolio holder for Portfolio Holder for Environment |
| Proposal title | Travel Savings |
| Description of proposal | Reduced travel costs resulting from new ways of working |

2. Savings and Consultation requirements

Profile of savings delivery

| 2021-22 | 2022-23 | 2023-24 | 2024-25 | 2025-26 | 2026+ | Total savings |
|---------|---------|---------|---------|---------|-------|---------------|
| £0 | £5,680 | £0 | £0 | £0 | £0 | £5,680 |

Further information

Re-profile travel budgets based on expected reduction from new ways of working

Consultation requirements

| | |
|-------------------------------|------------------------|
| Consultation required? | No |
| Justification | Re-profiling of budget |

3. Impact on other service areas, geographical areas and data protection

3a. Impact on other service areas

3b. Impact on geographical locations

The entire county

3c. Data protection impact assessment

| | |
|---|----|
| Will the proposal involve processing the personal details of individuals? | No |
| Is Powys County Council the data controller? | No |
| Further information | |

4. Impact on Vision 2025

4a. The economy

| | |
|--------|------|
| Impact | None |
|--------|------|

4b. Health and care

| | |
|--------|------|
| Impact | None |
|--------|------|

4c. Learning and skills

| | |
|--------|------|
| Impact | None |
|--------|------|

4d. Residents and communities

| | |
|--------|------|
| Impact | None |
|--------|------|

4e. Evidence

Not applicable

5. Impact on well-being goals including Welsh language and equalities

5a. A prosperous Wales

| | |
|--------|------|
| Impact | None |
|--------|------|

5b. A resilient Wales

| | |
|--------|------|
| Impact | None |
|--------|------|

5c. A healthier Wales

| | |
|--------|------|
| Impact | None |
|--------|------|

5d. A Wales of cohesive communities

| | |
|--------|------|
| Impact | None |
|--------|------|

5e. A globally responsible Wales

| | |
|--------|------|
| Impact | None |
|--------|------|

5f. A Wales of vibrant culture and thriving Welsh language

Using Welsh

| | |
|--------|------|
| Impact | None |
|--------|------|

Promoting Welsh

| | |
|--------|------|
| Impact | None |
|--------|------|

Sports, Art & Recreation

| | |
|--------|------|
| Impact | None |
|--------|------|

5g. A more equal Wales

Age

| | |
|--------|------|
| Impact | None |
|--------|------|

Disability

| | |
|--------|------|
| Impact | None |
|--------|------|

Gender Reassignment

| | |
|--------|------|
| Impact | None |
|--------|------|

Marriage or Civil Partnership

| | |
|--------|------|
| Impact | None |
|--------|------|

Race

| | |
|--------|------|
| Impact | None |
|--------|------|

Religion or Belief

| | |
|--------|------|
| Impact | None |
|--------|------|

Sex

| | |
|--------|------|
| Impact | None |
|--------|------|

Sexual Orientation

| | |
|--------|------|
| Impact | None |
|--------|------|

Pregnancy and Maternity

| | |
|--------|------|
| Impact | None |
|--------|------|

Socio-economic Duty

| | |
|--------|------|
| Impact | None |
|--------|------|

5h. Evidence

| | |
|--|--|
| | |
|--|--|

Not applicable

6. Impact on key guiding principles & workforce

6a. Sustainable development principles

Long-term

Impact

None

Collaboration

Impact

None

Involvement (including Communication and Engagement)

Impact

None

Prevention

Impact

None

Integration

Impact

None

6b. Impact on the workforce

Impact

None

6c. Impact on payroll

Impact

None

6d. Welsh language impact on staff

Impact

None

6e. Impact on apprenticeships

Impact

None

| | |
|--------|------|
| Impact | None |
|--------|------|

6f. Evidence

Not applicable

7. Likelihood and risks

Risk 1

| | | | | | |
|------------------|----------------------------------|--------------|---|-------------|-----|
| Description | Forecast reductions do not occur | | | | |
| Likelihood score | 1 | Impact score | 1 | Risk rating | 1.0 |

8. Overall summary and judgement

Outline assessment

| | |
|-----------------------------------|--|
| No impact, re-profiling of budget | |
| Cabinet reference | |

9. Additional evidence

Not applicable

10. Ongoing monitoring arrangements and governance

Monitoring arrangements

| | |
|---|--|
| Existing financial reporting arrangements | |
| | |

null

Impact Assessment

Income from the sale of collected recyclables



13/01/2022

Reference: 7115-9123-7653-6390

Impact Assessments (IA) are a process of assessing how our proposals and decisions might impact upon different types of people and communities and developing proposals in line with relevant legislation.

This is a legal requirement, and ensures the Council considers key legislation, including Equalities, Welsh language, Future Generations, Socio-economic Duty and Risk when developing proposals.

It will also help the Council make the best possible decisions for the people of Powys.

1. Proposal Information

| | |
|--------------------------------|---|
| Author name | Ashley Collins, Senior Manager, Waste and Recycling Services |
| Head of service | Matthew Perry, Head of Highways, Transport and Recycling |
| Portfolio holder | Heulwen Hulme, portfolio holder for Portfolio Holder for Environment |
| Proposal title | Income from the sale of collected recyclables |
| Description of proposal | Material collected from domestic and commercial customers is bulked up and sold to reprocessors through contracts based on current market values. The market for materials is relatively strong at present and hence there is confidence that this income can be maintained through best value contracts. |

2. Savings and Consultation requirements

Profile of savings delivery

| 2021-22 | 2022-23 | 2023-24 | 2024-25 | 2025-26 | 2026+ | Total savings |
|---------|---------|---------|---------|---------|-------|---------------|
| £0 | £75,000 | £0 | £0 | £0 | £0 | £75,000 |

Further information

The saving is from the income generated from the sale of recyclable material. Whilst dependant on market values, the risk can be minimised in the short term through effective contract procurement.

Consultation requirements

| | |
|-------------------------------|--|
| Consultation required? | No |
| Justification | There is no impact on residents or businesses. |

3. Impact on other service areas, geographical areas and data protection

3a. Impact on other service areas

3b. Impact on geographical locations

The entire county

3c. Data protection impact assessment

Will the proposal involve processing the personal details of individuals?

No

Is Powys County Council the data controller?

No

Further information

4. Impact on Vision 2025

4a. The economy

Impact

None

4b. Health and care

Impact

None

4c. Learning and skills

Impact

None

4d. Residents and communities

Impact

None

4e. Evidence

There is no impact on Vision 2025 outcomes so no evidence required.

5. Impact on well-being goals including Welsh language and equalities

5a. A prosperous Wales

| | |
|--------|------|
| Impact | None |
|--------|------|

5b. A resilient Wales

| | |
|--------|------|
| Impact | None |
|--------|------|

5c. A healthier Wales

| | |
|--------|------|
| Impact | None |
|--------|------|

5d. A Wales of cohesive communities

| | |
|--------|------|
| Impact | None |
|--------|------|

5e. A globally responsible Wales

| | |
|--------|------|
| Impact | None |
|--------|------|

5f. A Wales of vibrant culture and thriving Welsh language

Using Welsh

| | |
|--------|------|
| Impact | None |
|--------|------|

Promoting Welsh

| | |
|--------|------|
| Impact | None |
|--------|------|

Sports, Art & Recreation

| | |
|--------|------|
| Impact | None |
|--------|------|

5g. A more equal Wales

Age

| | |
|--------|------|
| Impact | None |
|--------|------|

Disability

| | |
|--------|------|
| Impact | None |
|--------|------|

Gender Reassignment

| | |
|--------|------|
| Impact | None |
|--------|------|

Marriage or Civil Partnership

| | |
|--------|------|
| Impact | None |
|--------|------|

Race

| | |
|--------|------|
| Impact | None |
|--------|------|

Religion or Belief

| | |
|--------|------|
| Impact | None |
|--------|------|

Sex

| | |
|--------|------|
| Impact | None |
|--------|------|

Sexual Orientation

| | |
|--------|------|
| Impact | None |
|--------|------|

Pregnancy and Maternity

| | |
|--------|------|
| Impact | None |
|--------|------|

Socio-economic Duty

| | |
|--------|------|
| Impact | None |
|--------|------|

5h. Evidence

AS there is no impact on the well being goals, no evidence is required.

6. Impact on key guiding principles & workforce

6a. Sustainable development principles

Long-term

| | |
|--------|------|
| Impact | None |
|--------|------|

Collaboration

| | |
|--------|------|
| Impact | None |
|--------|------|

Involvement (including Communication and Engagement)

| | |
|--------|------|
| Impact | None |
|--------|------|

Prevention

| | |
|--------|------|
| Impact | None |
|--------|------|

Integration

| | |
|--------|------|
| Impact | None |
|--------|------|

6b. Impact on the workforce

| | |
|--------|------|
| Impact | None |
|--------|------|

6c. Impact on payroll

| | |
|--------|------|
| Impact | None |
|--------|------|

6d. Welsh language impact on staff

| | |
|---------------|------|
| Impact | None |
|---------------|------|

6e. Impact on apprenticeships

| | |
|---------------|------|
| Impact | None |
|---------------|------|

6f. Evidence

As there is no impact, no evidence is required.

7. Likelihood and risks

Risk 1

| | | | | | |
|----------------------------------|---|------------------------------|---|-----------------------------|-----|
| Description | Income from collected recyclables is subject to market fluctuations so could fall below the saving proposal. | | | | |
| Likelihood score | 3 | Impact score | 3 | Risk rating | 9.0 |
| Mitigation | The risk is mitigated by entering into contracts with reprocessors, although these are generally on a short term basis due to the risk involved with market fluctuations. | | | | |
| Residual likelihood score | 2 | Residual impact score | 2 | Residual risk rating | 4.0 |

8. Overall summary and judgement

Outline assessment

There is no impact on residents or businesses of this proposal. There is a risk that the saving will not be achieved if market prices fall, but this can be mitigated through securing favourable short term contracts.

| | |
|--------------------------|--|
| Cabinet reference | |
|--------------------------|--|

9. Additional evidence

No additional evidence required

10. Ongoing monitoring arrangements and governance

Monitoring arrangements

Contracts will be monitored to ensure the best value is achieved for the sale or material subject to fluctuating market prices.

| | |
|--------------------|------------|
| Review date | 03/10/2022 |
|--------------------|------------|

null

Impact Assessment

Street Works Income



12/01/2022

Reference: 6470-1884-8608-0865

Impact Assessments (IA) are a process of assessing how our proposals and decisions might impact upon different types of people and communities and developing proposals in line with relevant legislation.

This is a legal requirement, and ensures the Council considers key legislation, including Equalities, Welsh language, Future Generations, Socio-economic Duty and Risk when developing proposals.

It will also help the Council make the best possible decisions for the people of Powys.

1. Proposal Information

| | |
|--------------------------------|---|
| Author name | Shaun James, Senior Manager Highways Technical & Business Development |
| Head of service | Matthew Perry, Head of Highways, Transport and Recycling |
| Portfolio holder | Heulwen Hulme, portfolio holder for Portfolio Holder for Environment |
| Proposal title | Street Works Income |
| Description of proposal | Increase income target based on last three years income levels. |

2. Savings and Consultation requirements

Profile of savings delivery

| 2021-22 | 2022-23 | 2023-24 | 2024-25 | 2025-26 | 2026+ | Total savings |
|---------|---------|---------|---------|---------|-------|---------------|
| £0 | £75,000 | £0 | £0 | £0 | £0 | £75,000 |

Further information

General budget house-keeping, raising income target.

Target level has been increased based on last three years income.

Consultation requirements

| | |
|-------------------------------|---------------------------------------|
| Consultation required? | No |
| Justification | This is a re-profiling of the budget. |

3. Impact on other service areas, geographical areas and data protection

3a. Impact on other service areas

3b. Impact on geographical locations

The entire county

3c. Data protection impact assessment

Will the proposal involve processing the personal details of individuals?

No

Is Powys County Council the data controller?

No

Further information

4. Impact on Vision 2025

4a. The economy

Impact

None

4b. Health and care

Impact

None

4c. Learning and skills

Impact

None

4d. Residents and communities

Impact

None

4e. Evidence

Not applicable

5. Impact on well-being goals including Welsh language and equalities

5a. A prosperous Wales

| | |
|--------|------|
| Impact | None |
|--------|------|

5b. A resilient Wales

| | |
|--------|------|
| Impact | None |
|--------|------|

5c. A healthier Wales

| | |
|--------|------|
| Impact | None |
|--------|------|

5d. A Wales of cohesive communities

| | |
|--------|------|
| Impact | None |
|--------|------|

5e. A globally responsible Wales

| | |
|--------|------|
| Impact | None |
|--------|------|

5f. A Wales of vibrant culture and thriving Welsh language

Using Welsh

| | |
|--------|------|
| Impact | None |
|--------|------|

Promoting Welsh

| | |
|--------|------|
| Impact | None |
|--------|------|

Sports, Art & Recreation

| | |
|--------|------|
| Impact | None |
|--------|------|

5g. A more equal Wales

Age

| | |
|---------------|------|
| Impact | None |
|---------------|------|

Disability

| | |
|---------------|------|
| Impact | None |
|---------------|------|

Gender Reassignment

| | |
|---------------|------|
| Impact | None |
|---------------|------|

Marriage or Civil Partnership

| | |
|---------------|------|
| Impact | None |
|---------------|------|

Race

| | |
|---------------|------|
| Impact | None |
|---------------|------|

Religion or Belief

| | |
|---------------|------|
| Impact | None |
|---------------|------|

Sex

| | |
|---------------|------|
| Impact | None |
|---------------|------|

Sexual Orientation

| | |
|---------------|------|
| Impact | None |
|---------------|------|

Pregnancy and Maternity

| | |
|---------------|------|
| Impact | None |
|---------------|------|

Socio-economic Duty

| | |
|---------------|------|
| Impact | None |
|---------------|------|

5h. Evidence

Not applicable

6. Impact on key guiding principles & workforce

6a. Sustainable development principles

Long-term

| | |
|--------|------|
| Impact | None |
|--------|------|

Collaboration

| | |
|--------|------|
| Impact | None |
|--------|------|

Involvement (including Communication and Engagement)

| | |
|--------|------|
| Impact | None |
|--------|------|

Prevention

| | |
|--------|------|
| Impact | None |
|--------|------|

Integration

| | |
|--------|------|
| Impact | None |
|--------|------|

6b. Impact on the workforce

| | |
|--------|------|
| Impact | None |
|--------|------|

6c. Impact on payroll

| | |
|--------|------|
| Impact | None |
|--------|------|

6d. Welsh language impact on staff

| | |
|--------|------|
| Impact | None |
|--------|------|

6e. Impact on apprenticeships

| | |
|---------------|------|
| Impact | None |
|---------------|------|

6f. Evidence

Not applicable

7. Likelihood and risks

Risk 1

| | | | | | |
|----------------------------------|---|------------------------------|---|-----------------------------|-----|
| Description | Income levels are not sustained | | | | |
| Likelihood score | 2 | Impact score | 1 | Risk rating | 2.0 |
| Mitigation | No, income is reliant on third parties. | | | | |
| Residual likelihood score | 2 | Residual impact score | 1 | Residual risk rating | 2.0 |

8. Overall summary and judgement

Outline assessment

No impact, this is a re-profiling of budget.

| | |
|--------------------------|--|
| Cabinet reference | |
|--------------------------|--|

9. Additional evidence

Not applicable

10. Ongoing monitoring arrangements and governance

Monitoring arrangements

Existing financial reporting.

Review date

01/12/2050

null

Impact Assessment

Highways Engineering Design Income



12/01/2022

Reference: 6710-8071-2678-9923

Impact Assessments (IA) are a process of assessing how our proposals and decisions might impact upon different types of people and communities and developing proposals in line with relevant legislation.

This is a legal requirement, and ensures the Council considers key legislation, including Equalities, Welsh language, Future Generations, Socio-economic Duty and Risk when developing proposals.

It will also help the Council make the best possible decisions for the people of Powys.

1. Proposal Information

| | |
|--------------------------------|---|
| Author name | Shaun James, Senior Manager Highways Technical & Business Development |
| Head of service | Matthew Perry, Head of Highways, Transport and Recycling |
| Portfolio holder | Heulwen Hulme, portfolio holder for Portfolio Holder for Environment |
| Proposal title | Highways Engineering Design Income |
| Description of proposal | Increase income target for Highways Engineering Design |

2. Savings and Consultation requirements

Profile of savings delivery

| 2021-22 | 2022-23 | 2023-24 | 2024-25 | 2025-26 | 2026+ | Total savings |
|---------|---------|---------|---------|---------|-------|---------------|
| £0 | £50,000 | £0 | £0 | £0 | £0 | £50,000 |

Further information

Increase income target based on last three years accounts

Consultation requirements

| | |
|-------------------------------|------------------------------|
| Consultation required? | No |
| Justification | Re-profiling of budget only. |

3. Impact on other service areas, geographical areas and data protection

3a. Impact on other service areas

3b. Impact on geographical locations

The entire county

3c. Data protection impact assessment

| | |
|---|----|
| Will the proposal involve processing the personal details of individuals? | No |
| Is Powys County Council the data controller? | No |
| Further information | |

4. Impact on Vision 2025

4a. The economy

| | |
|--------|------|
| Impact | None |
|--------|------|

4b. Health and care

| | |
|--------|------|
| Impact | None |
|--------|------|

4c. Learning and skills

| | |
|--------|------|
| Impact | None |
|--------|------|

4d. Residents and communities

| | |
|--------|------|
| Impact | None |
|--------|------|

4e. Evidence

Not applicable

5. Impact on well-being goals including Welsh language and equalities

5a. A prosperous Wales

| | |
|--------|------|
| Impact | None |
|--------|------|

5b. A resilient Wales

| | |
|--------|------|
| Impact | None |
|--------|------|

5c. A healthier Wales

| | |
|--------|------|
| Impact | None |
|--------|------|

5d. A Wales of cohesive communities

| | |
|--------|------|
| Impact | None |
|--------|------|

5e. A globally responsible Wales

| | |
|--------|------|
| Impact | None |
|--------|------|

5f. A Wales of vibrant culture and thriving Welsh language

Using Welsh

| | |
|--------|------|
| Impact | None |
|--------|------|

Promoting Welsh

| | |
|--------|------|
| Impact | None |
|--------|------|

Sports, Art & Recreation

| | |
|--------|------|
| Impact | None |
|--------|------|

5g. A more equal Wales

Age

| | |
|---------------|------|
| Impact | None |
|---------------|------|

Disability

| | |
|---------------|------|
| Impact | None |
|---------------|------|

Gender Reassignment

| | |
|---------------|------|
| Impact | None |
|---------------|------|

Marriage or Civil Partnership

| | |
|---------------|------|
| Impact | None |
|---------------|------|

Race

| | |
|---------------|------|
| Impact | None |
|---------------|------|

Religion or Belief

| | |
|---------------|------|
| Impact | None |
|---------------|------|

Sex

| | |
|---------------|------|
| Impact | None |
|---------------|------|

Sexual Orientation

| | |
|---------------|------|
| Impact | None |
|---------------|------|

Pregnancy and Maternity

| | |
|---------------|------|
| Impact | None |
|---------------|------|

Socio-economic Duty

| | |
|---------------|------|
| Impact | None |
|---------------|------|

5h. Evidence

| | |
|--|--|
| | |
|--|--|

Not applicable

6. Impact on key guiding principles & workforce

6a. Sustainable development principles

Long-term

Impact

None

Collaboration

Impact

None

Involvement (including Communication and Engagement)

Impact

None

Prevention

Impact

None

Integration

Impact

None

6b. Impact on the workforce

Impact

None

6c. Impact on payroll

Impact

None

6d. Welsh language impact on staff

Impact

None

6e. Impact on apprenticeships

Impact

None

6f. Evidence

Not applicable

7. Likelihood and risks

Risk 2

| | | | | | |
|----------------------------------|--|------------------------------|---|-----------------------------|-----|
| Description | Income is not sustained | | | | |
| Likelihood score | 2 | Impact score | 1 | Risk rating | 2.0 |
| Mitigation | None - Income is reliant on external parties and internal capital / revenue budgets. | | | | |
| Residual likelihood score | 2 | Residual impact score | 1 | Residual risk rating | 2.0 |

8. Overall summary and judgement

Outline assessment

No impact - re-profiling of budget (general account house-keeping)

Cabinet reference

9. Additional evidence

Not applicable

10. Ongoing monitoring arrangements and governance

Monitoring arrangements

Existing financial reporting arrangements

Review date

01/12/2050

null

Impact Assessment

Community Recycling (Bring) Sites - Removal of banks for materials collected at kerbside - glass and paper



13/01/2022

Reference: 5253-7005-1116-5881

Impact Assessments (IA) are a process of assessing how our proposals and decisions might impact upon different types of people and communities and developing proposals in line with relevant legislation.

This is a legal requirement, and ensures the Council considers key legislation, including Equalities, Welsh language, Future Generations, Socio-economic Duty and Risk when developing proposals.

It will also help the Council make the best possible decisions for the people of Powys.

1. Proposal Information

| | |
|--------------------------------|--|
| Author name | Ashley Collins, Senior Manager, Waste and Recycling Services |
| Head of service | Matthew Perry, Head of Highways, Transport and Recycling |
| Portfolio holder | Heulwen Hulme, portfolio holder for Portfolio Holder for Environment |
| Proposal title | Community Recycling (Bring) Sites - Removal of banks for materials collected at kerbside - glass and paper |
| Description of proposal | Community Recycling Sites have been in place for many years and at one stage were the only option for residents to recycle, except for Household Waste Recycling Centres. The introduction of the kerbside recycling service has made recycling much more convenient for residents and is available to all households. Having banks at the Community Recycling Sites for paper and glass is now unnecessary as a better alternative is available. If these banks are removed, the only facilities that will remain on sites will be for those materials not currently collected at the kerbside, which are textiles and bulky cardboard. As a result, there will be minimal impact on residents. |

2. Savings and Consultation requirements

Profile of savings delivery

| 2021-22 | 2022-23 | 2023-24 | 2024-25 | 2025-26 | 2026+ | Total savings |
|---------|---------|---------|---------|---------|-------|---------------|
| £0 | £30,000 | £0 | £0 | £0 | £0 | £30,000 |

Further information

Savings will be realised through fuel and labour required to service the banks. There will also be a saving in payments to third party organisations who currently look after the sites.

Consultation requirements

| | |
|-------------------------------|----|
| Consultation required? | No |
|-------------------------------|----|

Justification

The effect on residents is minimal as glass and paper are collected from all households either at the kerbside or in some cases at communal collection points, which is much more convenient than having to travel to a Community Recycling Site. The local organisations who currently look after the sites will be contacted individually as will any trade customers who have permits to use the sites.

3. Impact on other service areas, geographical areas and data protection

3a. Impact on other service areas

- Highways Transport & Recycling

3b. Impact on geographical locations

The entire county

3c. Data protection impact assessment

| | |
|---|----|
| Will the proposal involve processing the personal details of individuals? | No |
| Is Powys County Council the data controller? | No |
| Further information | |

4. Impact on Vision 2025

4a. The economy

| | |
|--------|------|
| Impact | None |
|--------|------|

4b. Health and care

| | |
|--------|------|
| Impact | None |
|--------|------|

4c. Learning and skills

| | |
|--------|------|
| Impact | None |
|--------|------|

4d. Residents and communities

| | |
|--------|------|
| Impact | None |
|--------|------|

4e. Evidence

The impact of removing paper and glass from these sites is minimal and hence there being no impact in terms of Vision 2025. Bring sites are basically a remnant of the previous method of collecting recycling which have now been superseded for most materials. A number of banks have been removed over the last few years as they have worn out and there has been little impact.

5. Impact on well-being goals including Welsh language and equalities

5a. A prosperous Wales

| | |
|--------|------|
| Impact | None |
|--------|------|

5b. A resilient Wales

| | |
|---------------|---|
| Impact | Removing the banks will result in fewer vehicle movements both by residents' cars and Council lorries |
| Impact rating | Good |
| Mitigation | Not specified |

5c. A healthier Wales

| | |
|--------|------|
| Impact | None |
|--------|------|

5d. A Wales of cohesive communities

| | |
|--------|------|
| Impact | None |
|--------|------|

5e. A globally responsible Wales

| | |
|----------------------|---|
| Impact | There will be a small reduction in emissions through less car and lorry journeys. |
| Impact rating | Good |
| Mitigation | Not specified |

5f. A Wales of vibrant culture and thriving Welsh language

Using Welsh

| | |
|---------------|------|
| Impact | None |
|---------------|------|

Promoting Welsh

| | |
|---------------|------|
| Impact | None |
|---------------|------|

Sports, Art & Recreation

| | |
|---------------|------|
| Impact | None |
|---------------|------|

5g. A more equal Wales

Age

| | |
|---------------|------|
| Impact | None |
|---------------|------|

Disability

| | |
|---------------|------|
| Impact | None |
|---------------|------|

Gender Reassignment

| | |
|---------------|------|
| Impact | None |
|---------------|------|

Marriage or Civil Partnership

| | |
|---------------|------|
| Impact | None |
|---------------|------|

Race

| | |
|--------|------|
| Impact | None |
|--------|------|

Religion or Belief

| | |
|--------|------|
| Impact | None |
|--------|------|

Sex

| | |
|--------|------|
| Impact | None |
|--------|------|

Sexual Orientation

| | |
|--------|------|
| Impact | None |
|--------|------|

Pregnancy and Maternity

| | |
|--------|------|
| Impact | None |
|--------|------|

Socio-economic Duty

| | |
|--------|------|
| Impact | None |
|--------|------|

5h. Evidence

The impact of removing paper and glass from these sites is minimal and hence there being little impact in terms of Vision 2025. Bring sites are basically a remnant of the previous method of collecting recycling which have now been superceded for most materials. A number of banks have been removed over the last few years as they have worn out and there has been little impact.

6. Impact on key guiding principles & workforce

6a. Sustainable development principles

Long-term

| | |
|--------|------|
| Impact | None |
|--------|------|

Collaboration

| | |
|--------|------|
| Impact | None |
|--------|------|

Involvement (including Communication and Engagement)

| | |
|--------|------|
| Impact | None |
|--------|------|

Prevention

| | |
|--------|------|
| Impact | None |
|--------|------|

Integration

| | |
|--------|------|
| Impact | None |
|--------|------|

6b. Impact on the workforce

| | |
|--------|------|
| Impact | None |
|--------|------|

6c. Impact on payroll

| | |
|--------|------|
| Impact | None |
|--------|------|

6d. Welsh language impact on staff

| | |
|--------|------|
| Impact | None |
|--------|------|

6e. Impact on apprenticeships

| | |
|--------|------|
| Impact | None |
|--------|------|

6f. Evidence

The impact of removing paper and glass from these sites is minimal and hence there being no impact. Bring sites are basically a remnant of the previous method of collecting recycling which have now been superseded for most materials. A number of banks have been removed over the last few years as they have worn out and there has been little impact. Any staff working on this activity will be utilised elsewhere as the material will transfer to the curbside collection vehicles.

7. Likelihood and risks

No risks documented

8. Overall summary and judgement

Outline assessment

The removal of paper and glass banks from the Community Recycling Sites will have minimal impact on residents and communities. These material are now collected at the kerbside which is far more convenient and environmentally sustainable.

| | |
|--------------------------|--|
| Cabinet reference | |
|--------------------------|--|

9. Additional evidence

Where thjese banks have been removed from other site for operational reasons, there has been little or no impact.

10. Ongoing monitoring arrangements and governance

Monitoring arrangements

The sites will be monitored for any flytipping of paper and glass, but this is not expected to be an issue with effective communication.

| | |
|--------------------|------------|
| Review date | 01/09/2022 |
|--------------------|------------|

null

Impact Assessment

Impact assessments for Regeneration Team 2% non pay related budget pressure in 2022-23



DRAFT

12/01/2022

Reference: 1201-7527-5258-7544

Impact Assessments (IA) are a process of assessing how our proposals and decisions might impact upon different types of people and communities and developing proposals in line with relevant legislation.

This is a legal requirement, and ensures the Council considers key legislation, including Equalities, Welsh language, Future Generations, Socio-economic Duty and Risk when developing proposals.

It will also help the Council make the best possible decisions for the people of Powys.

1. Proposal Information

| | |
|--------------------------------|---|
| Author name | Gareth Jones, Professional Lead Regeneration |
| Head of service | Diane Reynolds, Head of Digital Services |
| Portfolio holder | Rosemarie Harris, portfolio holder for Leader of Council / Leader of the Independent Group |
| Proposal title | Impact assessments for Regeneration Team 2% non pay related budget pressure in 2022-23 |
| Description of proposal | <i>Reduction in core revenue budget to meet 2% non pay related inflationary budget pressure of £25,470 in 2022-22</i> |

2. Savings and Consultation requirements

Profile of savings delivery

| 2021-22 | 2022-23 | 2023-24 | 2024-25 | 2025-26 | 2026+ | Total savings |
|---------|---------|---------|---------|---------|-------|---------------|
| £0 | £25,470 | £0 | £0 | £0 | £0 | £25,470 |

Further information

The saving is required to meet a 2% non-pay related increase in the overall Regeneration Team revenue budget. This would be met by reducing expenditure in specific budget areas across the team.

Consultation requirements

| | |
|-------------------------------|---|
| Consultation required? | No |
| Justification | This saving is a relatively small reduction in the overall budget and will have little impact on service users to merit consultation. |

3. Impact on other service areas, geographical areas and data protection

3a. Impact on other service areas

3b. Impact on geographical locations

The entire county

3c. Data protection impact assessment

| | |
|---|----|
| Will the proposal involve processing the personal details of individuals? | No |
| Is Powys County Council the data controller? | No |
| Further information | |

4. Impact on Vision 2025

4a. The economy

| | |
|-------------------------|--|
| Impact | A reduction in the Regeneration Team budget revenue will impact services delivered by the team across tourism, town centre regeneration, community development and economic development functions. |
| Impact rating | Neutral |
| Mitigation | Income generation through external grant funding would be used to off set any negative impact from the saving. |
| Mitigated impact rating | Neutral |

4b. Health and care

| | |
|--------|------|
| Impact | None |
|--------|------|

4c. Learning and skills

| | |
|--------|------|
| Impact | None |
|--------|------|

4d. Residents and communities

| | |
|--------|------|
| Impact | None |
|--------|------|

4e. Evidence

The proposed saving is a relatively small sum in the context of the overall Regeneration Team revenue budget and external grants secured and managed by the team. Reduction of the budget would therefore have neutral impact on service delivery affecting the economy.

5. Impact on well-being goals including Welsh language and equalities

5a. A prosperous Wales

| | |
|--------|------|
| Impact | None |
|--------|------|

5b. A resilient Wales

| | |
|--------|------|
| Impact | None |
|--------|------|

5c. A healthier Wales

| | |
|--------|------|
| Impact | None |
|--------|------|

5d. A Wales of cohesive communities

| | |
|--------|------|
| Impact | None |
|--------|------|

5e. A globally responsible Wales

| | |
|--------|------|
| Impact | None |
|--------|------|

5f. A Wales of vibrant culture and thriving Welsh language

Using Welsh

| | |
|--------|------|
| Impact | None |
|--------|------|

Promoting Welsh

| | |
|--------|------|
| Impact | None |
|--------|------|

Sports, Art & Recreation

| | |
|--------|------|
| Impact | None |
|--------|------|

5g. A more equal Wales

Age

| | |
|--------|------|
| Impact | None |
|--------|------|

Disability

| | |
|--------|------|
| Impact | None |
|--------|------|

Gender Reassignment

| | |
|--------|------|
| Impact | None |
|--------|------|

Marriage or Civil Partnership

| | |
|--------|------|
| Impact | None |
|--------|------|

Race

| | |
|--------|------|
| Impact | None |
|--------|------|

Religion or Belief

| | |
|--------|------|
| Impact | None |
|--------|------|

Sex

| | |
|--------|------|
| Impact | None |
|--------|------|

Sexual Orientation

| | |
|--------|------|
| Impact | None |
|--------|------|

Pregnancy and Maternity

| | |
|--------|------|
| Impact | None |
|--------|------|

Socio-economic Duty

| | |
|--------|------|
| Impact | None |
|--------|------|

5h. Evidence

The proposed saving is relatively small in the context of the overall Regeneration Team budget and external grants secured by team. It would have a neutral impact on service delivery.

6. Impact on key guiding principles & workforce

6a. Sustainable development principles

Long-term

| | |
|--------|------|
| Impact | None |
|--------|------|

Collaboration

| | |
|--------|------|
| Impact | None |
|--------|------|

Involvement (including Communication and Engagement)

| | |
|--------|------|
| Impact | None |
|--------|------|

Prevention

| | |
|--------|------|
| Impact | None |
|--------|------|

Integration

| | |
|--------|------|
| Impact | None |
|--------|------|

6b. Impact on the workforce

| | |
|--------|------|
| Impact | None |
|--------|------|

6c. Impact on payroll

| | |
|--------|------|
| Impact | None |
|--------|------|

6d. Welsh language impact on staff

| | |
|--------|------|
| Impact | None |
|--------|------|

6e. Impact on apprenticeships

| | |
|--------|------|
| Impact | None |
|--------|------|

6f. Evidence

The proposed saving is a relatively small in the context of the overall Regeneration Team revenue budget and external grants secured by the team. It would have a neutral impact on service delivery.

7. Likelihood and risks

Risk 1

| | | | | | |
|---------------------------|---|-----------------------|---|----------------------|-----|
| Description | Impact on service devliery | | | | |
| Likelihood score | 2 | Impact score | 2 | Risk rating | 4.0 |
| Mitigation | Potential mitigation through external grant income. | | | | |
| Residual likelihood score | 2 | Residual impact score | 2 | Residual risk rating | 4.0 |

8. Overall summary and judgement

Outline assessment

The proposed saving is relatively small in the context of the overall Regeneration Team revenue budget and external funding secured and managed by the team. Achieving the saving would have a neutral impact on service delivery.

Cabinet reference

9. Additional evidence

N/A

10. Ongoing monitoring arrangements and governance

Monitoring arrangements

Quarterly monitoring and reporting of the Regeneration Team key performance indicators and revenue budget.

Review date

01/12/2022

null

Impact Assessment

Reduction to Internal Audit Fees



12/01/2022

Reference: 3500-8572-4011-7199

Impact Assessments (IA) are a process of assessing how our proposals and decisions might impact upon different types of people and communities and developing proposals in line with relevant legislation.

This is a legal requirement, and ensures the Council considers key legislation, including Equalities, Welsh language, Future Generations, Socio-economic Duty and Risk when developing proposals.

It will also help the Council make the best possible decisions for the people of Powys.

1. Proposal Information

| | |
|--------------------------------|--|
| Author name | Anne Phillips, Deputy Head of Finance |
| Head of service | Nicole Thomas, Head of Finance (Section 151 Officer) |
| Portfolio holder | Aled Davies, portfolio holder for Leader of the Welsh Conservative Group/ Deputy Leader and Portfolio Holder for Finance and Transport |
| Proposal title | Reduction to Internal Audit Fees |
| Description of proposal | <i>A reduction to the internal audit fee with SWAP – delivered through efficiencies and an agreed audit plan phased in over 2 years, no reduction in an appropriate level of audit work (this saving is the second year of the agreed fee changes)</i> |

2. Savings and Consultation requirements

Profile of savings delivery

| 2021-22 | 2022-23 | 2023-24 | 2024-25 | 2025-26 | 2026+ | Total savings |
|---------|---------|---------|---------|---------|-------|---------------|
| £26,250 | £18,750 | £0 | £0 | £0 | £0 | £45,000 |

Further information

Contractor costs as internal audit is delivered by an external provider

Consultation requirements

| | |
|-------------------------------|--|
| Consultation required? | No |
| Justification | This is a contract fee renegotiation change and does not affect service delivery |

3. Impact on other service areas, geographical areas and data protection

3a. Impact on other service areas

3b. Impact on geographical locations

The entire county

3c. Data protection impact assessment

Will the proposal involve processing the personal details of individuals?

No

Is Powys County Council the data controller?

No

Further information

4. Impact on Vision 2025

4a. The economy

Impact

None

4b. Health and care

Impact

None

4c. Learning and skills

Impact

None

4d. Residents and communities

Impact

None

4e. Evidence

the renegotiated fees were agreed in 2020 and as the same level of service is expected there is no impact on vision 2025

5. Impact on well-being goals including Welsh language and equalities

5a. A prosperous Wales

| | |
|--------|------|
| Impact | None |
|--------|------|

5b. A resilient Wales

| | |
|--------|------|
| Impact | None |
|--------|------|

5c. A healthier Wales

| | |
|--------|------|
| Impact | None |
|--------|------|

5d. A Wales of cohesive communities

| | |
|--------|------|
| Impact | None |
|--------|------|

5e. A globally responsible Wales

| | |
|--------|------|
| Impact | None |
|--------|------|

5f. A Wales of vibrant culture and thriving Welsh language

Using Welsh

| | |
|--------|------|
| Impact | None |
|--------|------|

Promoting Welsh

| | |
|--------|------|
| Impact | None |
|--------|------|

Sports, Art & Recreation

| | |
|--------|------|
| Impact | None |
|--------|------|

5g. A more equal Wales

Age

| | |
|--------|------|
| Impact | None |
|--------|------|

Disability

| | |
|--------|------|
| Impact | None |
|--------|------|

Gender Reassignment

| | |
|--------|------|
| Impact | None |
|--------|------|

Marriage or Civil Partnership

| | |
|--------|------|
| Impact | None |
|--------|------|

Race

| | |
|--------|------|
| Impact | None |
|--------|------|

Religion or Belief

| | |
|--------|------|
| Impact | None |
|--------|------|

Sex

| | |
|--------|------|
| Impact | None |
|--------|------|

Sexual Orientation

| | |
|--------|------|
| Impact | None |
|--------|------|

Pregnancy and Maternity

| | |
|--------|------|
| Impact | None |
|--------|------|

Socio-economic Duty

| | |
|--------|------|
| Impact | None |
|--------|------|

5h. Evidence

The renegotiation of the audit fee will not affect these goals nor change the level of service

6. Impact on key guiding principles & workforce

6a. Sustainable development principles

Long-term

| | |
|--------|------|
| Impact | None |
|--------|------|

Collaboration

| | |
|--------|------|
| Impact | None |
|--------|------|

Involvement (including Communication and Engagement)

| | |
|--------|------|
| Impact | None |
|--------|------|

Prevention

| | |
|--------|------|
| Impact | None |
|--------|------|

Integration

| | |
|--------|------|
| Impact | None |
|--------|------|

6b. Impact on the workforce

| | |
|--------|------|
| Impact | None |
|--------|------|

6c. Impact on payroll

| | |
|--------|------|
| Impact | None |
|--------|------|

6d. Welsh language impact on staff

| | |
|--------|------|
| Impact | None |
|--------|------|

6e. Impact on apprenticeships

| | |
|--------|------|
| Impact | None |
|--------|------|

6f. Evidence

the contract renegotiation will have no impact on service delivery

7. Likelihood and risks

No risks documented

8. Overall summary and judgement

Outline assessment

not applicable

| | |
|-------------------|--|
| Cabinet reference | |
|-------------------|--|

9. Additional evidence

10. Ongoing monitoring arrangements and governance

Monitoring arrangements

Regular contract monitoring meetings between S151 and SWAP CEX to ensure core activities are delivered to deadline

Review date

31/01/2023

null

Impact Assessment

Finance travel savings



13/12/2021

Reference: 2590-8035-8755-5650

Impact Assessments (IA) are a process of assessing how our proposals and decisions might impact upon different types of people and communities and developing proposals in line with relevant legislation.

This is a legal requirement, and ensures the Council considers key legislation, including Equalities, Welsh language, Future Generations, Socio-economic Duty and Risk when developing proposals.

It will also help the Council make the best possible decisions for the people of Powys.

1. Proposal Information

| | |
|--------------------------------|--|
| Author name | Anne Phillips, Deputy Head of Finance |
| Head of service | Nicole Thomas, Head of Finance (Section 151 Officer) |
| Portfolio holder | Aled Davies, Leader of the Welsh Conservative Group/ Deputy Leader and Portfolio Holder for Finance and Transport |
| Proposal title | Finance travel savings |
| Description of proposal | Savings delivered from the travel budgets as staff are doing less mileage post covid. Some travel budget remains to allow for those workers who still will travel as part of their role or need to attend courses / seminars |

2. Savings and Consultation requirements

Profile of savings delivery

| 2021-22 | 2022-23 | 2023-24 | 2024-25 | 2025-26 | 2026+ | Total savings |
|---------|---------|---------|---------|---------|-------|---------------|
| £20,000 | £0 | £0 | £0 | £0 | £0 | £20,000 |

Further information

staff travel

Consultation requirements

| | |
|-------------------------------|--|
| Consultation required? | No |
| Justification | This has no impact on service delivery and anybody who receives support from the service |

3. Impact on other service areas, geographical areas and data protection

3a. Impact on other service areas

3b. Impact on geographical locations

The entire county

3c. Data protection impact assessment

Will the proposal involve processing the personal details of individuals?

No

Is Powys County Council the data controller?

No

Further information

4. Impact on Vision 2025

4a. The economy

Impact

None

4b. Health and care

Impact

None

4c. Learning and skills

Impact

None

4d. Residents and communities

Impact

None

4e. Evidence

budget analysis on the use of travel through 2020-21

5. Impact on well-being goals including Welsh language and equalities

5a. A prosperous Wales

| | |
|--------|------|
| Impact | None |
|--------|------|

5b. A resilient Wales

| | |
|-------------------------|---|
| Impact | less travel equates to less CO2 emissions |
| Impact rating | Good |
| Mitigation | no negative impacts |
| Mitigated impact rating | Good |

5c. A healthier Wales

| | |
|---------------|---|
| Impact | less travel equates to less time for staff sat in a car driving round the county and allows them more time at home providing flexibilities in their work life balance |
| Impact rating | Good |
| Mitigation | Not specified |

5d. A Wales of cohesive communities

| | |
|--------|------|
| Impact | None |
|--------|------|

5e. A globally responsible Wales

| | |
|---------------|---|
| Impact | makes a positive contribution to global wellbeing |
| Impact rating | Good |
| Mitigation | Not specified |

5f. A Wales of vibrant culture and thriving Welsh language

Using Welsh

| | |
|---------------|------|
| Impact | None |
|---------------|------|

Promoting Welsh

| | |
|---------------|------|
| Impact | None |
|---------------|------|

Sports, Art & Recreation

| | |
|---------------|---|
| Impact | allow more time for staff to work flexibly and undertake other activities |
|---------------|---|

| | |
|----------------------|------|
| Impact rating | Good |
|----------------------|------|

| | |
|-------------------|---------------|
| Mitigation | Not specified |
|-------------------|---------------|

5g. A more equal Wales

Age

| | |
|---------------|------|
| Impact | None |
|---------------|------|

Disability

| | |
|---------------|------|
| Impact | None |
|---------------|------|

Gender Reassignment

| | |
|---------------|------|
| Impact | None |
|---------------|------|

Marriage or Civil Partnership

| | |
|---------------|------|
| Impact | None |
|---------------|------|

Race

| | |
|---------------|------|
| Impact | None |
|---------------|------|

Religion or Belief

| | |
|---------------|------|
| Impact | None |
|---------------|------|

Sex

| | |
|---------------|------|
| Impact | None |
|---------------|------|

Sexual Orientation

| | |
|---------------|------|
| Impact | None |
|---------------|------|

Pregnancy and Maternity

| | |
|---------------|------|
| Impact | None |
|---------------|------|

Socio-economic Duty

| | |
|---------------|------|
| Impact | None |
|---------------|------|

5h. Evidence

no linkage

6. Impact on key guiding principles & workforce

6a. Sustainable development principles

Long-term

| | |
|---------------|------|
| Impact | None |
|---------------|------|

Collaboration

| | |
|---------------|------|
| Impact | None |
|---------------|------|

Involvement (including Communication and Engagement)

| | |
|---------------|------|
| Impact | None |
|---------------|------|

Prevention

| | |
|---------------|------|
| Impact | None |
|---------------|------|

Integration

| | |
|--------|------|
| Impact | None |
|--------|------|

6b. Impact on the workforce

| | |
|--------|------|
| Impact | None |
|--------|------|

6c. Impact on payroll

| | |
|--------|------|
| Impact | None |
|--------|------|

6d. Welsh language impact on staff

| | |
|--------|------|
| Impact | None |
|--------|------|

6e. Impact on apprenticeships

| | |
|--------|------|
| Impact | None |
|--------|------|

6f. Evidence

VFM shown as service can be delivered wit

7. Likelihood and risks

No risks documented

8. Overall summary and judgement

Outline assessment

no impacts at all on the council, but less time on the road for staff

| | |
|-------------------|--|
| Cabinet reference | |
|-------------------|--|

9. Additional evidence

10. Ongoing monitoring arrangements and governance

Monitoring arrangements

savings delivery each quarter

Review date

04/01/2022

null

Impact Assessment

5 Fewer Councillors from May 22



Powys

DRAFT

12/01/2022

Reference: 7787-1772-5650-0616

Impact Assessments (IA) are a process of assessing how our proposals and decisions might impact upon different types of people and communities and developing proposals in line with relevant legislation.

This is a legal requirement, and ensures the Council considers key legislation, including Equalities, Welsh language, Future Generations, Socio-economic Duty and Risk when developing proposals.

It will also help the Council make the best possible decisions for the people of Powys.

1. Proposal Information

| | |
|--------------------------------|--|
| Author name | Clive Pinney, Head of Legal & Democratic Services |
| Head of service | Robert Pinney, Head of Legal and Democratic Services (Monitoring Officer) |
| Portfolio holder | Beverley Baynham, portfolio holder for Portfolio Holder for Corporate Governance and Regulatory Services |
| Proposal title | 5 Fewer Councillors from May 22 |
| Description of proposal | The Welsh Government review of Local Authority Election Boundary Reviews has resulted in the number of Members being reduced from 73 to 68 as from May 2022 with a resulting saving on Member salaries and expenses being reduced by £105,000 in a full year |

2. Savings and Consultation requirements

Profile of savings delivery

| 2021-22 | 2022-23 | 2023-24 | 2024-25 | 2025-26 | 2026+ | Total savings |
|---------|----------|---------|---------|---------|-------|---------------|
| £0 | £105,000 | £0 | £0 | £0 | £0 | £105,000 |

Further information

The Welsh Government review of Local Authority Election Boundary Reviews has resulted in the number of Members being reduced from 73 to 68 as from May 2022 with a resulting saving on Member salaries and expenses being reduced by £105,000 in a full year

Consultation requirements

| | |
|-------------------------------|---|
| Consultation required? | No |
| Justification | The reduction in the number of Members is a legal requirement from Welsh Government following a WG consultation exercise. |

3. Impact on other service areas, geographical areas and data protection

3a. Impact on other service areas

- Legal & Democratic Services

3b. Impact on geographical locations

The entire county

3c. Data protection impact assessment

| | |
|---|-----|
| Will the proposal involve processing the personal details of individuals? | No |
| Is Powys County Council the data controller? | Yes |
| Further information | |

4. Impact on Vision 2025

4a. The economy

| | |
|--------|------|
| Impact | None |
|--------|------|

4b. Health and care

| | |
|--------|------|
| Impact | None |
|--------|------|

4c. Learning and skills

| | |
|--------|------|
| Impact | None |
|--------|------|

4d. Residents and communities

| | |
|--------|------|
| Impact | None |
|--------|------|

4e. Evidence

| |
|-----|
| N/A |
|-----|

5. Impact on well-being goals including Welsh language and equalities

5a. A prosperous Wales

| | |
|--------|------|
| Impact | None |
|--------|------|

5b. A resilient Wales

| | |
|-------------------------|--|
| Impact | Potential Reduction of pollution and emissions from car exhausts as a result of the reduction in the number of Members |
| Impact rating | Very good |
| Mitigation | No negative impacts |
| Mitigated impact rating | Very good |

5c. A healthier Wales

| | |
|-------------------------|--|
| Impact | Potential Reduction of pollution and emissions from car exhausts as a result of the reduction in the number of Members |
| Impact rating | Very good |
| Mitigation | no negative impact |
| Mitigated impact rating | Very good |

5d. A Wales of cohesive communities

| | |
|--------|------|
| Impact | None |
|--------|------|

5e. A globally responsible Wales

| | |
|--------------------------------|--|
| Impact | Potential Reduction of pollution and emissions from car exhausts as a result of the reduction in the number of Members |
| Impact rating | Good |
| Mitigation | no negative impact |
| Mitigated impact rating | Good |

5f. A Wales of vibrant culture and thriving Welsh language

Using Welsh

| | |
|---------------|------|
| Impact | None |
|---------------|------|

Promoting Welsh

| | |
|---------------|------|
| Impact | None |
|---------------|------|

Sports, Art & Recreation

| | |
|---------------|------|
| Impact | None |
|---------------|------|

5g. A more equal Wales

Age

| | |
|---------------|------|
| Impact | None |
|---------------|------|

Disability

| | |
|---------------|------|
| Impact | None |
|---------------|------|

Gender Reassignment

| | |
|---------------|------|
| Impact | None |
|---------------|------|

Marriage or Civil Partnership

| | |
|---------------|------|
| Impact | None |
|---------------|------|

Race

| | |
|---------------|------|
| Impact | None |
|---------------|------|

Religion or Belief

| | |
|---------------|------|
| Impact | None |
|---------------|------|

Sex

| | |
|---------------|------|
| Impact | None |
|---------------|------|

Sexual Orientation

| | |
|---------------|------|
| Impact | None |
|---------------|------|

Pregnancy and Maternity

| | |
|---------------|------|
| Impact | None |
|---------------|------|

Socio-economic Duty

| | |
|---------------|------|
| Impact | None |
|---------------|------|

5h. Evidence

| |
|-----|
| N/A |
|-----|

6. Impact on key guiding principles & workforce

6a. Sustainable development principles

Long-term

| | |
|---------------|------|
| Impact | None |
|---------------|------|

Collaboration

| | |
|--|--|
| | |
|--|--|

| | |
|--------|------|
| Impact | None |
|--------|------|

Involvement (including Communication and Engagement)

| | |
|--------|------|
| Impact | None |
|--------|------|

Prevention

| | |
|--------|------|
| Impact | None |
|--------|------|

Integration

| | |
|--------|------|
| Impact | None |
|--------|------|

6b. Impact on the workforce

| | |
|--------|------|
| Impact | None |
|--------|------|

6c. Impact on payroll

| | |
|-------------------------|--|
| Impact | Reduction in Members salaries and expenses of £105,000 |
| Impact rating | Good |
| Mitigation | no negative impact |
| Mitigated impact rating | Good |

6d. Welsh language impact on staff

| | |
|--------|------|
| Impact | None |
|--------|------|

6e. Impact on apprenticeships

| | |
|--------|------|
| Impact | None |
|--------|------|

6f. Evidence

| |
|-----|
| N/A |
|-----|

7. Likelihood and risks

No risks documented

8. Overall summary and judgement

Outline assessment

The reduction in the number of members is a requirement of Welsh Government and must happen

| | |
|-------------------|--|
| Cabinet reference | |
|-------------------|--|

9. Additional evidence

N/A

10. Ongoing monitoring arrangements and governance

Monitoring arrangements

| |
|---------------|
| None required |
|---------------|

| | |
|-------------|------------|
| Review date | 31/03/2023 |
|-------------|------------|

null

Impact Assessment

Reduction in Members Travel Expenses - £10,000



DRAFT

12/01/2022

Reference: 5070-2287-7226-3784

Impact Assessments (IA) are a process of assessing how our proposals and decisions might impact upon different types of people and communities and developing proposals in line with relevant legislation.

This is a legal requirement, and ensures the Council considers key legislation, including Equalities, Welsh language, Future Generations, Socio-economic Duty and Risk when developing proposals.

It will also help the Council make the best possible decisions for the people of Powys.

1. Proposal Information

| | |
|--------------------------------|--|
| Author name | Clive Pinney, Head of Legal & Democratic Services |
| Head of service | Robert Pinney, Head of Legal and Democratic Services (Monitoring Officer) |
| Portfolio holder | Beverley Baynham, portfolio holder for Portfolio Holder for Corporate Governance and Regulatory Services |
| Proposal title | Reduction in Members Travel Expenses - £10,000 |
| Description of proposal | Further Reduction in Members Travel Expenses of £10,000 |

2. Savings and Consultation requirements

Profile of savings delivery

| 2021-22 | 2022-23 | 2023-24 | 2024-25 | 2025-26 | 2026+ | Total savings |
|---------|---------|---------|---------|---------|-------|---------------|
| £0 | £10,000 | £0 | £0 | £0 | £0 | £10,000 |

Further information

Reduced travel of members to Meetings as a result of use of virtual meetings will produce a a further saving of £10,000 pa

Consultation requirements

| | |
|-------------------------------|---|
| Consultation required? | No |
| Justification | Reduced travel of members to Meetings as a result of use of virtual meetings will produce a a further saving of £10,000 pa. No consultation is required as members will approve or reject as a result of the budget setting process |

3. Impact on other service areas, geographical areas and data protection

3a. Impact on other service areas

- Finance (Section 151)
- Legal & Democratic Services

3b. Impact on geographical locations

The entire county

3c. Data protection impact assessment

Will the proposal involve processing the personal details of individuals?

No

Is Powys County Council the data controller?

Yes

Further information

4. Impact on Vision 2025

4a. The economy

Impact

None

4b. Health and care

Impact

None

4c. Learning and skills

Impact

None

4d. Residents and communities

Impact

None

4e. Evidence

N/A

5. Impact on well-being goals including Welsh language and equalities

5a. A prosperous Wales

| | |
|----------------------|---|
| Impact | Reduced Member travel will have a positive impact on the environment in respect of reduced carbon emissions from cars |
| Impact rating | Good |
| Mitigation | Not specified |

5b. A resilient Wales

| | |
|----------------------|---|
| Impact | Reduced Member travel will have a positive impact on the environment in respect of reduced carbon emissions from cars |
| Impact rating | Good |
| Mitigation | Not specified |

5c. A healthier Wales

| | |
|---------------|------|
| Impact | None |
|---------------|------|

5d. A Wales of cohesive communities

| | |
|---------------|------|
| Impact | None |
|---------------|------|

5e. A globally responsible Wales

| | |
|----------------------|---|
| Impact | Reduced Member travel will have a positive impact on the environment in respect of reduced carbon emissions from cars |
| Impact rating | Good |
| Mitigation | Not specified |

5f. A Wales of vibrant culture and thriving Welsh language

Using Welsh

| | |
|--------|------|
| Impact | None |
|--------|------|

Promoting Welsh

| | |
|--------|------|
| Impact | None |
|--------|------|

Sports, Art & Recreation

| | |
|--------|------|
| Impact | None |
|--------|------|

5g. A more equal Wales

Age

| | |
|--------|------|
| Impact | None |
|--------|------|

Disability

| | |
|--------|------|
| Impact | None |
|--------|------|

Gender Reassignment

| | |
|--------|------|
| Impact | None |
|--------|------|

Marriage or Civil Partnership

| | |
|--------|------|
| Impact | None |
|--------|------|

Race

| | |
|--------|------|
| Impact | None |
|--------|------|

Religion or Belief

| | |
|--------|------|
| Impact | None |
|--------|------|

Sex

| | |
|---------------|------|
| Impact | None |
|---------------|------|

Sexual Orientation

| | |
|---------------|------|
| Impact | None |
|---------------|------|

Pregnancy and Maternity

| | |
|---------------|------|
| Impact | None |
|---------------|------|

Socio-economic Duty

| | |
|---------------|------|
| Impact | None |
|---------------|------|

5h. Evidence

| |
|-----|
| N/A |
|-----|

6. Impact on key guiding principles & workforce

6a. Sustainable development principles

Long-term

| | |
|---------------|------|
| Impact | None |
|---------------|------|

Collaboration

| | |
|---------------|------|
| Impact | None |
|---------------|------|

Involvement (including Communication and Engagement)

| | |
|---------------|------|
| Impact | None |
|---------------|------|

Prevention

| | |
|---------------|------|
| Impact | None |
|---------------|------|

Integration

| | |
|--------|------|
| Impact | None |
|--------|------|

6b. Impact on the workforce

| | |
|--------|------|
| Impact | None |
|--------|------|

6c. Impact on payroll

| | |
|---------------|---|
| Impact | Possible reduced action by payroll staff as a result reduction volume of travel expenses claims |
| Impact rating | Good |
| Mitigation | Not specified |

6d. Welsh language impact on staff

| | |
|--------|------|
| Impact | None |
|--------|------|

6e. Impact on apprenticeships

| | |
|--------|------|
| Impact | None |
|--------|------|

6f. Evidence

| |
|-----|
| N/A |
|-----|

7. Likelihood and risks

| |
|---------------------|
| No risks documented |
|---------------------|

8. Overall summary and judgement

Outline assessment

The use of virtual meetings will reduce the travel expenses claims from Members

Cabinet reference

9. Additional evidence

N/A

10. Ongoing monitoring arrangements and governance

Monitoring arrangements

The reduction members travelling expenses will be monitored on a quarterly basis

Review date

31/01/2023

null

Impact Assessment

Scrutiny/ Committees and Member Services Restructure



DRAFT

12/01/2022

Reference: 9472-7773-2044-8440

Impact Assessments (IA) are a process of assessing how our proposals and decisions might impact upon different types of people and communities and developing proposals in line with relevant legislation.

This is a legal requirement, and ensures the Council considers key legislation, including Equalities, Welsh language, Future Generations, Socio-economic Duty and Risk when developing proposals.

It will also help the Council make the best possible decisions for the people of Powys.

1. Proposal Information

| | |
|--------------------------------|--|
| Author name | Clive Pinney, Head of Legal & Democratic Services |
| Head of service | Robert Pinney, Head of Legal and Democratic Services (Monitoring Officer) |
| Portfolio holder | Beverley Baynham, portfolio holder for Portfolio Holder for Corporate Governance and Regulatory Services |
| Proposal title | Scrutiny/ Committees and Member Services Restructure |
| Description of proposal | Scrutiny/ Committees and Member Services Restructure |

2. Savings and Consultation requirements

Profile of savings delivery

| 2021-22 | 2022-23 | 2023-24 | 2024-25 | 2025-26 | 2026+ | Total savings |
|---------|---------|---------|---------|---------|-------|---------------|
| £0 | £39,500 | £0 | £0 | £0 | £0 | £39,500 |

Further information

Scrutiny/ Committees and Member Services Restructure which will produce savings £39500 pa

Consultation requirements

| | |
|-------------------------------------|--|
| Consultation required? | Yes |
| Public consultation deadline | 11/01/2022 |
| Staff consultation deadline | 31/01/2022 |
| Consultation method | Consultation with staff will take place in accordance with the Council's Management of Change Policy |

3. Impact on other service areas, geographical areas and data protection

3a. Impact on other service areas

- Digital Services
- Childrens Services
- Adult Services
- Transformation and Communications Service
- Housing and Community Development
- Highways Transport & Recycling
- Finance (Section 151)
- Legal & Democratic Services
- Commissioning (Children & Adults)
- Workforce & Organisation Development
- Property Planning and Public Protection
- Education
- Schools (Primary Secondary and Special)
- other

3b. Impact on geographical locations

The entire county

3c. Data protection impact assessment

Will the proposal involve processing the personal details of individuals?

No

Is Powys County Council the data controller?

Yes

Further information

4. Impact on Vision 2025

4a. The economy

Impact

None

4b. Health and care

| | |
|--------|------|
| Impact | None |
|--------|------|

4c. Learning and skills

| | |
|--------|------|
| Impact | None |
|--------|------|

4d. Residents and communities

| | |
|--------|------|
| Impact | None |
|--------|------|

4e. Evidence

| |
|-----|
| N/A |
|-----|

5. Impact on well-being goals including Welsh language and equalities

5a. A prosperous Wales

| | |
|--------|------|
| Impact | None |
|--------|------|

5b. A resilient Wales

| | |
|--------|------|
| Impact | None |
|--------|------|

5c. A healthier Wales

| | |
|--------|------|
| Impact | None |
|--------|------|

5d. A Wales of cohesive communities

| | |
|--------|------|
| Impact | None |
|--------|------|

5e. A globally responsible Wales

| | |
|--------|------|
| Impact | None |
|--------|------|

5f. A Wales of vibrant culture and thriving Welsh language

Using Welsh

| | |
|--------|------|
| Impact | None |
|--------|------|

Promoting Welsh

| | |
|--------|------|
| Impact | None |
|--------|------|

Sports, Art & Recreation

| | |
|--------|------|
| Impact | None |
|--------|------|

5g. A more equal Wales

Age

| | |
|--------|------|
| Impact | None |
|--------|------|

Disability

| | |
|--------|------|
| Impact | None |
|--------|------|

Gender Reassignment

| | |
|--------|------|
| Impact | None |
|--------|------|

Marriage or Civil Partnership

| | |
|--------|------|
| Impact | None |
|--------|------|

Race

| | |
|--------|------|
| Impact | None |
|--------|------|

Religion or Belief

| | |
|--------|------|
| Impact | None |
|--------|------|

Sex

| | |
|---------------|------|
| Impact | None |
|---------------|------|

Sexual Orientation

| | |
|---------------|------|
| Impact | None |
|---------------|------|

Pregnancy and Maternity

| | |
|---------------|------|
| Impact | None |
|---------------|------|

Socio-economic Duty

| | |
|---------------|------|
| Impact | None |
|---------------|------|

5h. Evidence

| |
|-----|
| N/A |
|-----|

6. Impact on key guiding principles & workforce

6a. Sustainable development principles

Long-term

| | |
|--------------------------------|---|
| Impact | The restructure will provide a service that meets the needs of Members and services and provides increased resilience |
| Impact rating | Neutral |
| Mitigation | The restructure will provides additional capacity within the team with increased resilience |
| Mitigated impact rating | Neutral |

Collaboration

| | |
|---------------|------|
| Impact | None |
|---------------|------|

Involvement (including Communication and Engagement)

| | |
|---------------|------|
| Impact | None |
|---------------|------|

Prevention

| | |
|---------------|------|
| Impact | None |
|---------------|------|

Integration

| | |
|----------------------|---|
| Impact | We are working with the Transformation and Communications Service to provide extra resource to Members (especially Scrutiny) with increased resilience |
| Impact rating | Neutral |
| Mitigation | Not specified |

6b. Impact on the workforce

| | |
|--------------------------------|--|
| Impact | There will be changes to the job descriptions of existing staff |
| Impact rating | Poor |
| Mitigation | All existing staff will have the opportunity to take jobs in the new structure but may reject the opportunity for various personal reasons |
| Mitigated impact rating | Neutral |

6c. Impact on payroll

| | |
|--------------------------------|--|
| Impact | The restructure will result in changes to Job Descriptions |
| Impact rating | Poor |
| Mitigation | All existing staff will have the opportunity to take jobs in the new structure but may reject the opportunity for various personal reasons |
| Mitigated impact rating | Neutral |

6d. Welsh language impact on staff

| | |
|----------------------|---|
| Impact | The potential impact is unknown until after the management of change process has been concluded |
| Impact rating | Neutral |

| | |
|-------------------|---------------|
| Mitigation | Not specified |
|-------------------|---------------|

6e. Impact on apprenticeships

| | |
|----------------------|--|
| Impact | There may be an opportunity to introduce an apprenticeship going forward |
| Impact rating | Good |
| Mitigation | Not specified |

6f. Evidence

Not available until after conclusion of the management of change process

7. Likelihood and risks

Risk 1

| | | | | | |
|----------------------------------|--|------------------------------|---|-----------------------------|-----|
| Description | There is a risk of a temporary reduction of knowledge and skills | | | | |
| Likelihood score | 3 | Impact score | 3 | Risk rating | 9.0 |
| Mitigation | Training of any new staff | | | | |
| Residual likelihood score | 3 | Residual impact score | 2 | Residual risk rating | 6.0 |

8. Overall summary and judgement

Outline assessment

The restructure will provide a service that meets the needs of Members and services and provides increased resilience

| | |
|--------------------------|--|
| Cabinet reference | |
|--------------------------|--|

9. Additional evidence

10. Ongoing monitoring arrangements and governance

Monitoring arrangements

The impact of the restructure will be reviewed on a quarterly basis

| | |
|--------------------|------------|
| Review date | 31/05/2022 |
|--------------------|------------|

null

DRAFT

This page is intentionally left blank

Impact Assessment

Increased Income from Registrars



Powys

DRAFT

12/01/2022

Reference: 0400-9273-1129-2443

Impact Assessments (IA) are a process of assessing how our proposals and decisions might impact upon different types of people and communities and developing proposals in line with relevant legislation.

This is a legal requirement, and ensures the Council considers key legislation, including Equalities, Welsh language, Future Generations, Socio-economic Duty and Risk when developing proposals.

It will also help the Council make the best possible decisions for the people of Powys.

1. Proposal Information

| | |
|--------------------------------|--|
| Author name | Clive Pinney, Head of Legal & Democratic Services |
| Head of service | Robert Pinney, Head of Legal and Democratic Services (Monitoring Officer) |
| Portfolio holder | Beverley Baynham, portfolio holder for Portfolio Holder for Corporate Governance and Regulatory Services |
| Proposal title | Increased Income from Registrars |
| Description of proposal | Increase Income from Registrars by £15,000 pa |

2. Savings and Consultation requirements

Profile of savings delivery

| 2021-22 | 2022-23 | 2023-24 | 2024-25 | 2025-26 | 2026+ | Total savings |
|---------|---------|---------|---------|---------|-------|---------------|
| £0 | £15,000 | £0 | £0 | £0 | £0 | £15,000 |

Further information

Increase Income from Registrars fees by £15,000 pa

Consultation requirements

| | |
|-------------------------------|---|
| Consultation required? | No |
| Justification | The fees are reviewed on an annual basis to ensure that the service breaks even |

3. Impact on other service areas, geographical areas and data protection

3a. Impact on other service areas

3b. Impact on geographical locations

The entire county

3c. Data protection impact assessment

Will the proposal involve processing the personal details of individuals?

No

Is Powys County Council the data controller?

Yes

Further information

4. Impact on Vision 2025

4a. The economy

Impact

None

4b. Health and care

Impact

None

4c. Learning and skills

Impact

None

4d. Residents and communities

Impact

None

4e. Evidence

N/A

5. Impact on well-being goals including Welsh language and equalities

5a. A prosperous Wales

| | |
|--------|------|
| Impact | None |
|--------|------|

5b. A resilient Wales

| | |
|--------|------|
| Impact | None |
|--------|------|

5c. A healthier Wales

| | |
|--------|------|
| Impact | None |
|--------|------|

5d. A Wales of cohesive communities

| | |
|--------|------|
| Impact | None |
|--------|------|

5e. A globally responsible Wales

| | |
|--------|------|
| Impact | None |
|--------|------|

5f. A Wales of vibrant culture and thriving Welsh language

Using Welsh

| | |
|--------|------|
| Impact | None |
|--------|------|

Promoting Welsh

| | |
|--------|------|
| Impact | None |
|--------|------|

Sports, Art & Recreation

| | |
|--------|------|
| Impact | None |
|--------|------|

5g. A more equal Wales

Age

| | |
|---------------|------|
| Impact | None |
|---------------|------|

Disability

| | |
|---------------|------|
| Impact | None |
|---------------|------|

Gender Reassignment

| | |
|---------------|------|
| Impact | None |
|---------------|------|

Marriage or Civil Partnership

| | |
|---------------|------|
| Impact | None |
|---------------|------|

Race

| | |
|---------------|------|
| Impact | None |
|---------------|------|

Religion or Belief

| | |
|---------------|------|
| Impact | None |
|---------------|------|

Sex

| | |
|---------------|------|
| Impact | None |
|---------------|------|

Sexual Orientation

| | |
|---------------|------|
| Impact | None |
|---------------|------|

Pregnancy and Maternity

| | |
|---------------|------|
| Impact | None |
|---------------|------|

Socio-economic Duty

| | |
|---------------|------|
| Impact | None |
|---------------|------|

5h. Evidence

N/A

6. Impact on key guiding principles & workforce

6a. Sustainable development principles

Long-term

| | |
|----------------------|---|
| Impact | Increased fees for registration services may have a negative impact on population but it is considered that the increase is proportionate |
| Impact rating | Poor |
| Mitigation | Not specified |

Collaboration

| | |
|---------------|------|
| Impact | None |
|---------------|------|

Involvement (including Communication and Engagement)

| | |
|---------------|------|
| Impact | None |
|---------------|------|

Prevention

| | |
|---------------|------|
| Impact | None |
|---------------|------|

Integration

| | |
|----------------------|---|
| Impact | Increased fees for registration services may have a negative impact on population but it is considered that the increase is proportionate |
| Impact rating | Poor |
| Mitigation | Not specified |

6b. Impact on the workforce

| | |
|---------------|------|
| Impact | None |
|---------------|------|

6c. Impact on payroll

| | |
|--------|------|
| Impact | None |
|--------|------|

6d. Welsh language impact on staff

| | |
|--------|------|
| Impact | None |
|--------|------|

6e. Impact on apprenticeships

| | |
|--------|------|
| Impact | None |
|--------|------|

6f. Evidence

| |
|-----|
| N/A |
|-----|

7. Likelihood and risks

Risk 1

| | | | | | |
|----------------------------------|---|------------------------------|---|-----------------------------|-----|
| Description | Fees increases could result in reduction in the need for Registration services and cause an overall reduction in income | | | | |
| Likelihood score | 3 | Impact score | 2 | Risk rating | 6.0 |
| Mitigation | Increased fees for registration services may have a negative impact on income but it is considered that the increase is proportionate | | | | |
| Residual likelihood score | 3 | Residual impact score | 2 | Residual risk rating | 6.0 |

8. Overall summary and judgement

Outline assessment

| |
|---|
| Increased fees for registration services may have a negative impact on population but it is considered that the increase is proportionate |
|---|

| | |
|--------------------------|--|
| Cabinet reference | |
|--------------------------|--|

9. Additional evidence

N/A

10. Ongoing monitoring arrangements and governance

Monitoring arrangements

The increases if approved by Council will be monitored on a quarterly basis

| | |
|--------------------|------------|
| Review date | 31/12/2022 |
|--------------------|------------|

null

DRAFT

Cyngor Sir Powys County Council

Impact Assessment (IA)

The integrated approach to support effective decision making



Published on old form as a continuation of previous years plan

This **Impact Assessment (IA)** toolkit, incorporates a range of legislative requirements that support effective decision making and ensure compliance with all relevant legislation. **Draft versions of the assessment should be watermarked as "Draft" and retained for completeness. However, only the final version will be made publicly available. Draft versions**

| | | | | | | | |
|---|--|------------------------|---------------|-----------------|---------------|-------------------------|--------------------|
| Service Area | Workforce and Organisation Development | Head of Service | Paul Bradshaw | Director | Alison Bulman | Portfolio Holder | Cllr Graham Breeze |
| Proposal | WD02 - Savings from Leadership Development budget (£10,000), WD03 - Increase the uptake of Apprenticeship positions in the Council (£120,000), | | | | | | |
| Outline Summary / Description of Proposal | | | | | | | |
| This documents considers the impacts of the savings generated by Organisation Design and Development team (Workforce and OD Service) in the financial year 2021/22. Moving forwards we will be able to deliver a large part of our leadership and management development through apprenticeship programmes funded from the apprenticeship levy we pay to Welsh Government. This will significantly reduce the cost to delivering our leadership training programme. | | | | | | | |

Page 463

Version Control (services should consider the impact assessment early in the development process and continually evaluate)

| Version | Author | Job Title | Date |
|---------|----------------|---|------------|
| Draft | Myfanwy Davies | Manager Organisational Design and Development | 21/12/2020 |
| | | | |
| | | | |

2. Profile of savings delivery (if applicable)

| 2018-19 | 2019-20 | 2020-21 | 2021-22 | 2022-23 | TOTAL |
|---------|---------|---------|---------|---------|-------|
| £ | £ | £ | £10,000 | £10,000 | £ |

3. Consultation requirements

| Consultation Requirement | Consultation deadline/or justification for no consultation |
|---|--|
| No consultation required (please provide justification) | EMT have received a paper on the apprenticeship approach and agreed the approach. Reducing the Leadership Development budget due to accessing the training through the apprenticeship levy leads to the money no longer being used to pay for the qualifications as previously required. |

Cyngor Sir Powys County Council

Impact Assessment (IA)

The integrated approach to support effective decision making



4. Impact on Other Service Areas

| Does the proposal have potential to impact on another service area? (Have you considered the implications on Health & Safety and Corporate Parenting?) PLEASE ENSURE YOU INFORM / ENGAGE ANY AFFECTED SERVICE AREAS AT THE EARLIEST OPPORTUNITY | | |
|--|--|---|
| Adult Services <input checked="" type="checkbox"/> | Education <input checked="" type="checkbox"/> | Legal and Democratic Services <input checked="" type="checkbox"/> |
| Children's Services <input checked="" type="checkbox"/> | Finance <input checked="" type="checkbox"/> | Property, Planning and Public Protection <input checked="" type="checkbox"/> |
| Commissioning <input checked="" type="checkbox"/> | Highways, Transportation and Recycling <input checked="" type="checkbox"/> | Strategy, Performance and Transformation Programmes <input checked="" type="checkbox"/> |
| Customers and Communications <input checked="" type="checkbox"/> | Housing and Community Development <input checked="" type="checkbox"/> | Workforce and OD <input checked="" type="checkbox"/> |
| Data Protection Impact Assessment | | |
| Will the proposal involve processing the personal details of individuals? Yes <input type="checkbox"/> No <input type="checkbox"/> ? | | |
| Is Powys County Council the data controller? Yes <input type="checkbox"/> No <input type="checkbox"/> | | |
| If you have answered yes to either of the above you will be required to complete, as a minimum, the screening questions on the data protection impact assessment. For further advice please contact the Data Compliance Team. | | |

Page 464

4a Geographical Locations

| What geographical area(s) will be impacted by the proposal? (Chose all those applicable) | | | |
|--|--|---|---|
| Powys <input checked="" type="checkbox"/> | Brecon <input type="checkbox"/> | Llandrindod and Rhayader <input type="checkbox"/> | Machynlleth <input type="checkbox"/> |
| | Builth and Llanwrtyd <input type="checkbox"/> | Llanfair Caereinion <input type="checkbox"/> | Newtown <input type="checkbox"/> |
| North <input type="checkbox"/> | Crickhowell <input type="checkbox"/> | Llanfyllin <input type="checkbox"/> | Welshpool and Montgomery <input type="checkbox"/> |
| Mid <input type="checkbox"/> | Hay and Talgarth <input type="checkbox"/> | Llanidloes <input type="checkbox"/> | Ystradgynlais <input type="checkbox"/> |
| South <input type="checkbox"/> | Knighton and Presteigne <input type="checkbox"/> | | |

5. How does your proposal impact on the council's strategic vision?

Cyngor Sir Powys County Council

Impact Assessment (IA)

The integrated approach to support effective decision making



| Council Priority | How does the proposal impact on this priority? | IMPACT Please select from drop down box below | What will be done to better contribute to positive or mitigate any negative impacts? | IMPACT AFTER MITIGATION Please select from drop down box below |
|---|--|---|--|--|
| The Economy We will develop a vibrant economy | Reduction in Leadership development budget – no effect | Neutral | Utilising the Apprenticeship Levy better will create a better ROI for the councils spending recovery on training and development of its staff via the levy. | Very Good |
| Health and Care We will lead the way in effective, integrated rural health and care | Reduction in Leadership development budget – no effect | Good | Reduction in Leadership development budget – no effect | Neutral |
| Learning and skills We will strengthen learning and skills | Reduction in Leadership development budget – no effect due to utilising Apprenticeship Levy mechanism. Developing the use of Higher Apprenticeships will further strengthen the career pathways in the council. | Good | Potential for a greater ROI on the levy usage to return training cost equivalent greater than we pay into the scheme, making the Powys Pound go further in learning and development. Creating more opportunities through Apprenticeships within the county will aid the learning and skills development of Powys residents. | Very Good |
| Residents and Communities We will support our residents and communities | Reduction in Leadership development budget – no effect | Good | Reduction in Leadership development budget – no effect | Neutral |

Page 465

| Source of Outline Evidence to support judgements |
|--|
| |

6. How does your proposal impact on the Welsh Government's well-being goals?

| Well-being Goal | How does proposal contribute to this goal? | <u>IMPACT</u> Please select from drop down box below | What will be done to better contribute to positive or mitigate any negative impacts? | <u>IMPACT AFTER MITIGATION</u> Please select from drop down box below |
|---|---|---|--|--|
| A prosperous Wales: An innovative, productive and low carbon society which recognises the limits of the global environment and therefore uses resources efficiently and proportionately (including acting on climate change); and which develops a skilled and well-educated population in an economy which generates wealth and provides employment opportunities, allowing people to take advantage of the wealth generated through securing decent work. | Apprenticeship programmes contributes to the skilled and well-educated aspect of this goal. | Good | | Choose an item. |
| A resilient Wales: A nation which maintains and enhances a biodiverse natural environment with healthy functioning ecosystems that support social, economic and ecological resilience and the capacity to adapt to change (for example climate change). | Better use of the Powys Pound in the skill development of residents contributes to the social and economic benefits for the county. | Choose an item. | | Choose an item. |

Page 466

Cyngor Sir Powys County Council

Impact Assessment (IA)

The integrated approach to support effective decision making



| Well-being Goal | How does proposal contribute to this goal? | <u>IMPACT</u> Please select from drop down box below | What will be done to better contribute to positive or mitigate any negative impacts? | <u>IMPACT AFTER MITIGATION</u> Please select from drop down box below |
|---|---|---|--|--|
| A healthier Wales: A society in which people's physical and mental well-being is maximised and in which choices and behaviours that benefit future health are understood. Public Health (Wales) Act, 2017: Part 6 of the Act requires for public bodies to undertake a health impact assessment to assess the likely effect of a proposed action or decision on the physical or mental health of the people of Wales. | Not Applicable | Choose an item. | | Choose an item. |
| A Wales of cohesive communities: Attractive, viable, safe and well-connected Communities. | Increasing opportunities for all ages will aid the age diversity within our communities | Good | | Choose an item. |
| A globally responsible Wales: A nation which, when doing anything to improve the economic, social, environmental and cultural well-being of Wales, takes account of whether doing such a thing may make a positive contribution to global well-being. Human Rights - is about being proactive (see guidance) UN Convention on the Rights of the Child: The Convention gives rights to everyone under the age of 18, which include the right to be treated fairly and to be protected from discrimination; that organisations act for the best interest of the child; the right to life, survival and development; and the right to be heard. | Not Applicable | Choose an item. | | Choose an item. |
| A Wales of vibrant culture and thriving Welsh language: A society that promotes and protects culture, heritage and the Welsh language, and which encourages people to participate in the arts, and sports and recreation. | | | | |
| Opportunities for persons to use the Welsh language, and treating the Welsh language no less favourable than the English language | Not Applicable | Choose an item. | | Choose an item. |
| Opportunities to promote the Welsh language | Not Applicable | Choose an item. | | Choose an item. |

Page 467

Cyngor Sir Powys County Council

Impact Assessment (IA)

The integrated approach to support effective decision making



| Well-being Goal | How does proposal contribute to this goal? | IMPACT Please select from drop down box below | What will be done to better contribute to positive or mitigate any negative impacts? | IMPACT AFTER MITIGATION Please select from drop down box below |
|--|--|--|--|---|
| <i>People are encouraged to do sport, art and recreation.</i> | Not Applicable | Choose an item. | | Choose an item. |
| A more equal Wales: A society that enables people to fulfil their potential no matter what their background or circumstances (including their socio economic background and circumstances). | | | | |
| <i>Age</i> | Not Applicable | Choose an item. | | Choose an item. |
| <i>Disability</i> | Not Applicable | Choose an item. | | Choose an item. |
| <i>Gender reassignment</i> | Not Applicable | Choose an item. | | Choose an item. |
| <i>Marriage or civil partnership</i> | Not Applicable | Choose an item. | | Choose an item. |
| <i>Race</i> | Not Applicable | Choose an item. | | Choose an item. |
| <i>Religion or belief</i> | Not Applicable | Choose an item. | | Choose an item. |
| <i>Sex</i> | Not Applicable | Choose an item. | | Choose an item. |
| <i>Sexual Orientation</i> | Not Applicable | Choose an item. | | Choose an item. |
| <i>Pregnancy and Maternity</i> | Not Applicable | Choose an item. | | Choose an item. |

Page 468

| Source of Outline Evidence to support judgements |
|--|
| |

7. How does your proposal impact on the council's other key guiding principles?

| Principle | How does the proposal impact on this principle? | IMPACT Please select from drop down box below | What will be done to better contribute to positive or mitigate any negative impacts? | IMPACT AFTER MITIGATION Please select from drop down box below |
|---|--|--|--|---|
| Sustainable Development Principle (5 ways of working) | | | | |
| <i>Long Term: Looking to the long term so that we do not compromise the ability of future generations to meet their own needs.</i> | Workforce planning facilitates better understanding of future recruitment and training requirements, allowing for planning and appropriate processes to be implemented. Using apprenticeship frameworks to develop staff will aid the future proofing and talent identification of the future workforce. | Good | | Choose an item. |
| <i>Collaboration: Working with others in a collaborative way to find shared sustainable solutions.</i> | Partnership working is one of our key focuses of the Transformation Programme. The Health and Care Strategic framework provides an outline of how this can be achieved. One key area is the development of a joint health and social care intensive learning academy and use of a joint Higher apprenticeship leadership and management programme. | Good | | Choose an item. |
| <i>Involvement (including Communication and Engagement): Involving a diversity of the population in the decisions that affect them.</i> | Not Applicable | Choose an item. | | Choose an item. |

Page 469

Cyngor Sir Powys County Council
Impact Assessment (IA)

The integrated approach to support effective decision making



| Principle | How does the proposal impact on this principle? | IMPACT Please select from drop down box below | What will be done to better contribute to positive or mitigate any negative impacts? | IMPACT AFTER MITIGATION Please select from drop down box below |
|---|---|---|--|--|
| Prevention: Understanding the root causes of issues to prevent them from occurring. | Not Applicable | Choose an item. | | Choose an item. |
| Integration: Taking an integrated approach so that public bodies look at all the well-being goals in deciding on their well-being objectives. | | Choose an item. | | Choose an item. |
| Preventing Poverty: Prevention, including helping people into work and mitigating the impact of poverty. | Developing the leadership and management apprenticeship programme will encourage people to develop in the workplace and help with succession planning and 'growing our own' which will help mitigate the impact of poverty | Good | | Choose an item. |
| Unpaid Carers: Ensuring that unpaid carers views are sought and taken into account | | Choose an item. | | Choose an item. |
| Safeguarding: Preventing and responding to abuse and neglect of children, young people and adults with health and social care needs who can't protect themselves. | | Choose an item. | | Choose an item. |
| Powys County Council Workforce: What Impact will this change have on the Workforce? | Workforce planning will help ensure that the workforce is suitable for the current and future needs of the council. Each service area will be challenged to consider their development needs and identify training requirements that will protect from flight risks and support succession planning – Leadership and Management development is part of this process | Good | | Choose an item. |

Page 470

| Principle | How does the proposal impact on this principle? | IMPACT Please select from drop down box below | What will be done to better contribute to positive or mitigate any negative impacts? | IMPACT AFTER MITIGATION Please select from drop down box below |
|--|--|--|--|---|
| Payroll: How will this impact salary, any overtime/enhanced payments etc? Does this affect any particular group of employees? E.g. Male/Female dominated workforce. Does this proposal comply with the Councils Single Status Terms and Conditions? | | Good | | Choose an item. |
| Welsh Language impact on staff | | Choose an item. | | Choose an item. |
| Apprenticeships: Has consideration been given to whether this change impacts negatively, or positively on Apprenticeships within the service? | Using the leadership and management apprenticeship framework will ensure we continue to deliver a range of programmes from L2 to L7 which will impact positively on apprenticeships and will also enable PCC to spend less on developing leadership and management skills. | Very Good | | Choose an item. |
| Source of Outline Evidence to support judgements | | | | |
| | | | | |

Page 471

8. What is the impact of this proposal on our communities?

| Severity of Impact on Communities | Scale of impact | Overall Impact |
|-----------------------------------|-----------------|----------------|
| Low | Low | Low |
| Mitigation | | |

Cyngor Sir Powys County Council

Impact Assessment (IA)

The integrated approach to support effective decision making



9. How likely are you to successfully implement the proposed change?

| Impact on Service / Council | Risk to delivery of the proposal | Inherent Risk |
|-----------------------------|----------------------------------|---------------|
| High | High | Low |
| Mitigation | | |
| | | |

What are the risks to service delivery or the council following implementation of this proposal? (To be included within project risk register)

| Risk Identified | Inherent Risk Rating | Mitigation | Residual Risk Rating |
|--|----------------------|--|----------------------|
| Welsh Government Change Apprenticeship Framework | Medium | Develop similar internal qualifications that will develop leadership and management skills | Low |
| Required management skills not developed | Medium | Further ODD activity to support | Low |

10. Overall Summary and Judgement of this Impact Assessment?

| Outline Assessment (to be inserted in cabinet report) | Cabinet Report Reference: |
|---|---------------------------|
| | |
| Overall Risk Judgement: | Choose an item. |

11. Is there additional evidence to support the Impact Assessment (IA)?

What additional evidence and data has informed the development of your proposal?

12. On-going monitoring arrangements?

What arrangements will be put in place to monitor the impact over time?

Quarterly reporting and senior team meetings will be spent assessing the impact and analyse whether on track or not

Please state when this Impact Assessment will be reviewed.

annually

13. Sign Off

| Position | Name | Signature | Date |
|-------------------------|----------------|-----------|------|
| Impact Assessment Lead: | Myfanwy Davies | | |
| Head of Service: | Paul Bradshaw | | |
| Director: | Alison Bulman | | |
| Portfolio Holder: | Clr G Breeze | | |

14. Governance

| Decision to be made by | Portfolio Holder | Date required | |
|------------------------|------------------|---------------|--|
| | | | |

Page 4/9

FORM ENDS

This page is intentionally left blank

Impact Assessment

Reduction of budget allocation for travel expenses



13/01/2022

Reference: 8062-3845-8727-0224

Impact Assessments (IA) are a process of assessing how our proposals and decisions might impact upon different types of people and communities and developing proposals in line with relevant legislation.

This is a legal requirement, and ensures the Council considers key legislation, including Equalities, Welsh language, Future Generations, Socio-economic Duty and Risk when developing proposals.

It will also help the Council make the best possible decisions for the people of Powys.

1. Proposal Information

| | |
|--------------------------------|--|
| Author name | Gemma Gabriel, Professional Lead - HR |
| Head of service | Paul Bradshaw, Head of Workforce and Organisation |
| Portfolio holder | Beverley Baynham, portfolio holder for Portfolio Holder for Corporate Governance and Regulatory Services |
| Proposal title | Reduction of budget allocation for travel expenses |
| Description of proposal | The proposal is a reduction of £10k budget allocation for staff travel expenses in the budget 2022/2023 |

2. Savings and Consultation requirements

Profile of savings delivery

| 2021-22 | 2022-23 | 2023-24 | 2024-25 | 2025-26 | 2026+ | Total savings |
|---------|---------|---------|---------|---------|-------|---------------|
| £0 | £10,000 | £0 | £0 | £0 | £0 | £10,000 |

Further information

Reduction in travel expenses from WOD.

Consultation requirements

| | |
|-------------------------------|---|
| Consultation required? | No |
| Justification | Consultation not required as no change to staff terms and conditions. |

3. Impact on other service areas, geographical areas and data protection

3a. Impact on other service areas

- Workforce & Organisation Development

3b. Impact on geographical locations

The entire county

3c. Data protection impact assessment

| | |
|---|----|
| Will the proposal involve processing the personal details of individuals? | No |
| Is Powys County Council the data controller? | No |
| Further information | |

4. Impact on Vision 2025

4a. The economy

| | |
|--------|------|
| Impact | None |
|--------|------|

4b. Health and care

| | |
|--------|------|
| Impact | None |
|--------|------|

4c. Learning and skills

| | |
|--------|------|
| Impact | None |
|--------|------|

4d. Residents and communities

| | |
|--------|------|
| Impact | None |
|--------|------|

4e. Evidence

None

5. Impact on well-being goals including Welsh language and equalities

5a. A prosperous Wales

Impact

None

5b. A resilient Wales

Impact

None

5c. A healthier Wales

Impact

None

5d. A Wales of cohesive communities

Impact

None

5e. A globally responsible Wales

Impact

None

5f. A Wales of vibrant culture and thriving Welsh language

Using Welsh

Impact

None

Promoting Welsh

Impact

None

Sports, Art & Recreation

Impact

None

5g. A more equal Wales

Age

| | |
|--------|------|
| Impact | None |
|--------|------|

Disability

| | |
|--------|------|
| Impact | None |
|--------|------|

Gender Reassignment

| | |
|--------|------|
| Impact | None |
|--------|------|

Marriage or Civil Partnership

| | |
|--------|------|
| Impact | None |
|--------|------|

Race

| | |
|--------|------|
| Impact | None |
|--------|------|

Religion or Belief

| | |
|--------|------|
| Impact | None |
|--------|------|

Sex

| | |
|--------|------|
| Impact | None |
|--------|------|

Sexual Orientation

| | |
|--------|------|
| Impact | None |
|--------|------|

Pregnancy and Maternity

| | |
|--------|------|
| Impact | None |
|--------|------|

Socio-economic Duty

| | |
|--------|------|
| Impact | None |
|--------|------|

5h. Evidence

None

6. Impact on key guiding principles & workforce

6a. Sustainable development principles

Long-term

Impact

None

Collaboration

Impact

None

Involvement (including Communication and Engagement)

Impact

None

Prevention

Impact

None

Integration

Impact

None

6b. Impact on the workforce

Impact

None

6c. Impact on payroll

Impact

None

6d. Welsh language impact on staff

| | |
|---------------|------|
| Impact | None |
|---------------|------|

6e. Impact on apprenticeships

| | |
|---------------|------|
| Impact | None |
|---------------|------|

6f. Evidence

| |
|------|
| None |
|------|

7. Likelihood and risks

| |
|---------------------|
| No risks documented |
|---------------------|

8. Overall summary and judgement

Outline assessment

| |
|---|
| <p>The pandemic has resulted in staff across WOD predominately working from home, using technology to accommodate the significant reduction in face to face meetings. As national restrictions eased, some face to face meetings did return and it is anticipated this will increase as the restrictions are lifted further. In addition, there are a number of activities and tasks, particularly in our Health and Safety and HR Business Partner teams, that will continue to require staff to travel across Powys. However, a significant proportion of the changes to working practices that we have seen over the last 21 months will become a permanent feature of our service and support the Council's new ways of working. Working with finance colleagues we have estimated a £10k reduction in staff travel expenses for 2022-2023, as a result of these permanent changes to working practices. As we work through the next 12 months we will review this to identify whether any additional savings can be made during 2023-2024.</p> |
|---|

| | |
|--------------------------|--|
| Cabinet reference | |
|--------------------------|--|

9. Additional evidence

| |
|------|
| None |
|------|

10. Ongoing monitoring arrangements and governance

Monitoring arrangements

This will be monitored throughout the year, as part of regular financial and budget reviews.

Review date

03/01/2023

null

Impact Assessment

Health and Safety school charges



12/01/2022

Reference: 7589-9536-9401-2898

Impact Assessments (IA) are a process of assessing how our proposals and decisions might impact upon different types of people and communities and developing proposals in line with relevant legislation.

This is a legal requirement, and ensures the Council considers key legislation, including Equalities, Welsh language, Future Generations, Socio-economic Duty and Risk when developing proposals.

It will also help the Council make the best possible decisions for the people of Powys.

1. Proposal Information

| | |
|--------------------------------|--|
| Author name | Gemma Gabriel, Professional Lead - HR |
| Head of service | Paul Bradshaw, Head of Workforce and Organisation |
| Portfolio holder | Beverley Baynham, portfolio holder for Portfolio Holder for Corporate Governance and Regulatory Services |
| Proposal title | Health and Safety school charges |
| Description of proposal | Health and Safety school charges - We will investigate and develop an appropriate and fair payment model to ensure that the Education Service is provided with professional advice, support and guidance to enable it to discharge the duties placed upon it by the Health and Safety at Work Act 1974 and associated Regulations. The charges for 2022/23 are estimated at £49,850. |

2. Savings and Consultation requirements

Profile of savings delivery

| 2021-22 | 2022-23 | 2023-24 | 2024-25 | 2025-26 | 2026+ | Total savings |
|---------|---------|---------|---------|---------|-------|---------------|
| £0 | £49,850 | £0 | £0 | £0 | £0 | £49,850 |

Further information

Recharging schools for H&S guidance and support.

Consultation requirements

| | |
|-------------------------------------|-----|
| Consultation required? | Yes |
| Public consultation deadline | |

| | |
|------------------------------------|--|
| Staff consultation deadline | 31/03/2022 |
| Consultation method | Consultation with Schools and any otehr stakeholders will need to be undertaken. |

3. Impact on other service areas, geographical areas and data protection

3a. Impact on other service areas

- Schools (Primary Secondary and Special)

3b. Impact on geographical locations

The entire county

3c. Data protection impact assessment

| | |
|--|----|
| Will the proposal involve processing the personal details of individuals? | No |
| Is Powys County Council the data controller? | No |
| Further information | |

4. Impact on Vision 2025

4a. The economy

| | |
|---------------|------|
| Impact | None |
|---------------|------|

4b. Health and care

| | |
|--------------------------------|--|
| Impact | Providing the schools with suitable H&S advice and guidance. The level of service will remain the same, unless as a result of the change in charging arrangements the schools consider sourcing alternative H&S advice externally. |
| Impact rating | Unknown |
| Mitigation | The same level of service will be provided to the schools, the proposal impacts the funding arrangements only. Further consideration to be given to any impact should schools seek alternative external support. |
| Mitigated impact rating | Unknown |

4c. Learning and skills

| | |
|---------------|------|
| Impact | None |
|---------------|------|

4d. Residents and communities

| | |
|---------------|------|
| Impact | None |
|---------------|------|

4e. Evidence

As detailed in sections above this proposal would have little impact and change, unless the schools did not accept the recharge and decided to seek H&S advice and support externally, which may present some risk to the council in terms of quality and consistency.

5. Impact on well-being goals including Welsh language and equalities

5a. A prosperous Wales

| | |
|---------------|------|
| Impact | None |
|---------------|------|

5b. A resilient Wales

| | |
|---------------|------|
| Impact | None |
|---------------|------|

5c. A healthier Wales

| | |
|---------------|------|
| Impact | None |
|---------------|------|

5d. A Wales of cohesive communities

| | |
|--------|------|
| Impact | None |
|--------|------|

5e. A globally responsible Wales

| | |
|--------|------|
| Impact | None |
|--------|------|

5f. A Wales of vibrant culture and thriving Welsh language

Using Welsh

| | |
|--------|------|
| Impact | None |
|--------|------|

Promoting Welsh

| | |
|--------|------|
| Impact | None |
|--------|------|

Sports, Art & Recreation

| | |
|--------|------|
| Impact | None |
|--------|------|

5g. A more equal Wales

Age

| | |
|--------|------|
| Impact | None |
|--------|------|

Disability

| | |
|--------|------|
| Impact | None |
|--------|------|

Gender Reassignment

| | |
|--------|------|
| Impact | None |
|--------|------|

Marriage or Civil Partnership

| | |
|--------|------|
| Impact | None |
|--------|------|

Race

| | |
|--------|------|
| Impact | None |
|--------|------|

Religion or Belief

| | |
|--------|------|
| Impact | None |
|--------|------|

Sex

| | |
|--------|------|
| Impact | None |
|--------|------|

Sexual Orientation

| | |
|--------|------|
| Impact | None |
|--------|------|

Pregnancy and Maternity

| | |
|--------|------|
| Impact | None |
|--------|------|

Socio-economic Duty

| | |
|--------|------|
| Impact | None |
|--------|------|

5h. Evidence

| |
|------|
| None |
|------|

6. Impact on key guiding principles & workforce

6a. Sustainable development principles

Long-term

| | |
|--------|------|
| Impact | None |
|--------|------|

Collaboration

| | |
|--------|------|
| Impact | None |
|--------|------|

Involvement (including Communication and Engagement)

Impact

None

Prevention

Impact

None

Integration

Impact

None

6b. Impact on the workforce

Impact

None

6c. Impact on payroll

Impact

None

6d. Welsh language impact on staff

Impact

None

6e. Impact on apprenticeships

Impact

None

6f. Evidence

None

7. Likelihood and risks

No risks documented

8. Overall summary and judgement

Outline assessment

The proposal has been put forward to enable the health and safety function to recharge for providing Health and Safety advice and guidance to Schools across Powys. Should this proposal be accepted by schools then this would be a financial budget change only. However, the schools could explore and obtain health and Safety advice externally.

It is considered there is an element of risk to the Council should this happen as the Council would remain liable for the health and safety of staff, pupils and council buildings despite not being the advisor. This could potentially open up some risk and additional work around managing inconsistency across the schools.

| | |
|--------------------------|--|
| Cabinet reference | |
|--------------------------|--|

9. Additional evidence

None

10. Ongoing monitoring arrangements and governance

Monitoring arrangements

The monitoring will depend on the approach the schools take should this proposal be accepted. Should the schools accept the recharge then an SLA would be put in place and this would be monitored on a periodic basis, as detailed in that plan. Should some schools opt to source health and safety support externally, we would need to look at a way of managing and monitoring the impact of this.

| | |
|--------------------|------------|
| Review date | 31/05/2022 |
|--------------------|------------|

null

Impact Assessment

DBS Charges apportioned to Schools



12/01/2022

Reference: 6004-6986-2013-0284

Impact Assessments (IA) are a process of assessing how our proposals and decisions might impact upon different types of people and communities and developing proposals in line with relevant legislation.

This is a legal requirement, and ensures the Council considers key legislation, including Equalities, Welsh language, Future Generations, Socio-economic Duty and Risk when developing proposals.

It will also help the Council make the best possible decisions for the people of Powys.

1. Proposal Information

| | |
|--------------------------------|---|
| Author name | Graham Evans, Professional Lead Employment Services |
| Head of service | Paul Bradshaw, Head of Workforce and Organisation |
| Portfolio holder | Beverley Baynham, portfolio holder for Portfolio Holder for Corporate Governance and Regulatory Services |
| Proposal title | DBS Charges apportioned to Schools |
| Description of proposal | Schools are receiving the DBS service, including the cost of DBS checks paid to National DBS plus administration resource costs free of charge, subsidised by income streams within Employment Services. The proposal will investigate and develop an appropriate and fair Service Level Agreement and payment model to ensure that costs are factored into the budget process and that true costs are not subsidised or become dependent on income from external contracts generated by Employment Services, which potentially poses a risk. |

2. Savings and Consultation requirements

Profile of savings delivery

| 2021-22 | 2022-23 | 2023-24 | 2024-25 | 2025-26 | 2026+ | Total savings |
|---------|---------|---------|---------|---------|-------|---------------|
| £0 | £65,000 | £0 | £0 | £0 | £0 | £65,000 |

Further information

Ensure that DBS costs currently being paid for from income generated by Employment Services is fully charged to Schools. Currently, Employment Services is subsidising Schools budgets by circa £65,000 per annum.

Consultation requirements

| | |
|-------------------------------|--|
| Consultation required? | No |
| Justification | Financial budget allocation decision with no impact on staff terms and conditions. |

3. Impact on other service areas, geographical areas and data protection

3a. Impact on other service areas

- Schools (Primary Secondary and Special)

3b. Impact on geographical locations

The entire county

3c. Data protection impact assessment

| | |
|--|--|
| Will the proposal involve processing the personal details of individuals? | No |
| Is Powys County Council the data controller? | Yes |
| Further information | No personal data being exchanged. Proposal is to recharge on an agreed periodic basis based on actual number of DBS checks undertaken. |

4. Impact on Vision 2025

4a. The economy

| | |
|---------------|------|
| Impact | None |
|---------------|------|

4b. Health and care

| | |
|---------------|------|
| Impact | None |
|---------------|------|

4c. Learning and skills

| | |
|--------|------|
| Impact | None |
|--------|------|

4d. Residents and communities

| | |
|--------|------|
| Impact | None |
|--------|------|

4e. Evidence

There is no direct impact on the main priorities of Visions 2025, however without implementing this proposal where we are subsidising of Schools to the value of £65k per annum potentially inhibits the ability of Employment Services and wider Workforce & OD Service of delivering statutory provisions as well as meeting required savings targets going forward.

5. Impact on well-being goals including Welsh language and equalities

5a. A prosperous Wales

| | |
|--------|------|
| Impact | None |
|--------|------|

5b. A resilient Wales

| | |
|--------|------|
| Impact | None |
|--------|------|

5c. A healthier Wales

| | |
|--------|------|
| Impact | None |
|--------|------|

5d. A Wales of cohesive communities

| | |
|--------|------|
| Impact | None |
|--------|------|

5e. A globally responsible Wales

| | |
|--------|------|
| Impact | None |
|--------|------|

5f. A Wales of vibrant culture and thriving Welsh language

Using Welsh

| | |
|--------|------|
| Impact | None |
|--------|------|

Promoting Welsh

| | |
|--------|------|
| Impact | None |
|--------|------|

Sports, Art & Recreation

| | |
|--------|------|
| Impact | None |
|--------|------|

5g. A more equal Wales

Age

| | |
|--------|------|
| Impact | None |
|--------|------|

Disability

| | |
|--------|------|
| Impact | None |
|--------|------|

Gender Reassignment

| | |
|--------|------|
| Impact | None |
|--------|------|

Marriage or Civil Partnership

| | |
|--------|------|
| Impact | None |
|--------|------|

Race

| | |
|--------|------|
| Impact | None |
|--------|------|

Religion or Belief

| | |
|--------|------|
| Impact | None |
|--------|------|

Sex

| | |
|--------|------|
| Impact | None |
|--------|------|

Sexual Orientation

| | |
|---------------|------|
| Impact | None |
|---------------|------|

Pregnancy and Maternity

| | |
|---------------|------|
| Impact | None |
|---------------|------|

Socio-economic Duty

| | |
|---------------|------|
| Impact | None |
|---------------|------|

5h. Evidence

No direct impact on Well-being goals including Welsh language and equalities as this is a financial budgeting matter to ensure that Employment Services does not continue to subsidise Schools from its own budget.

6. Impact on key guiding principles & workforce

6a. Sustainable development principles

Long-term

| | |
|---------------|------|
| Impact | None |
|---------------|------|

Collaboration

| | |
|---------------|------|
| Impact | None |
|---------------|------|

Involvement (including Communication and Engagement)

| | |
|---------------|------|
| Impact | None |
|---------------|------|

Prevention

| | |
|---------------|------|
| Impact | None |
|---------------|------|

Integration

| | |
|--------|------|
| Impact | None |
|--------|------|

6b. Impact on the workforce

| | |
|--------|------|
| Impact | None |
|--------|------|

6c. Impact on payroll

| | |
|--------|------|
| Impact | None |
|--------|------|

6d. Welsh language impact on staff

| | |
|--------|------|
| Impact | None |
|--------|------|

6e. Impact on apprenticeships

| | |
|--------|------|
| Impact | None |
|--------|------|

6f. Evidence

No direct impact on key guiding principles & workforce as this is a financial budgeting matter to ensure Employment Services does not continue to subsidise Schools from its own budget. No change to processes required from customers.

7. Likelihood and risks

No risks documented

8. Overall summary and judgement

Outline assessment

The proposal ensures budget accountability and does not negatively impact on individuals or communities. Processes will not change, there will be no change to the DBS processes and the continued safer-recruitment checks for people working with the most vulnerable people in the council and our communities will not be affected from current stringent checking measures. This is simply a change to the way in which Schools DBS checks are paid for which is creating significant pressures on the Employment Services budget by subsidising costs.

| | |
|--------------------------|--|
| Cabinet reference | |
|--------------------------|--|

9. Additional evidence

10. Ongoing monitoring arrangements and governance

Monitoring arrangements

Schools will be charged periodically, as agreed with Finance but proposed as quarterly, to ensure that Employment Services' budget does not continue to subsidise Schools from its own budget. Monitoring will take place through the collaborative planning finance tool as well as in budget meetings throughout the year.

| | |
|--------------------|------------|
| Review date | 09/01/2023 |
|--------------------|------------|

null

Impact Assessment

Reduce pension contribution by .6% for the 3rd year of the actuarial plan



DRAFT

06/01/2022

Reference: 4124-8075-0928-6167

Impact Assessments (IA) are a process of assessing how our proposals and decisions might impact upon different types of people and communities and developing proposals in line with relevant legislation.

This is a legal requirement, and ensures the Council considers key legislation, including Equalities, Welsh language, Future Generations, Socio-economic Duty and Risk when developing proposals.

It will also help the Council make the best possible decisions for the people of Powys.

1. Proposal Information

| | |
|--------------------------------|---|
| Author name | Anne Phillips, Deputy Head of Finance |
| Head of service | Nicole Thomas, Head of Finance (Section 151 Officer) |
| Portfolio holder | Aled Davies, portfolio holder for Leader of the Welsh Conservative Group/ Deputy Leader and Portfolio Holder for Finance and Transport |
| Proposal title | Reduce pension contribution by .6% for the 3rd year of the actuarial plan |
| Description of proposal | Reduce the current pension contribution rate from 26.2% by 0.6% to save £500k. We are currently over recovering contributions to meet the annual lump sum requirement resulting in a surplus which is being held in a pension reserve in readiness for the actuarial review in 2023 and help support the revenue budget for the following 3 years. This proposed adjustment will realign the contribution rate down whilst still recovering what is required. This will be released to help the FRM service pressures |

2. Savings and Consultation requirements

Profile of savings delivery

| 2021-22 | 2022-23 | 2023-24 | 2024-25 | 2025-26 | 2026+ | Total savings |
|---------|----------|---------|---------|---------|-------|---------------|
| £0 | £500,000 | £0 | £0 | £0 | £0 | £500,000 |

Further information

this is just a budgetary adjustment which has been used to fund the pension reserve in readiness for the next actuarial review in 2023

Consultation requirements

| | |
|-------------------------------|---|
| Consultation required? | No |
| Justification | Consultation is not required as this is an internal budget movement that ceases a contribution to pension reserve |

3. Impact on other service areas, geographical areas and data protection

3a. Impact on other service areas

3b. Impact on geographical locations

The entire county

3c. Data protection impact assessment

| | |
|---|----|
| Will the proposal involve processing the personal details of individuals? | No |
| Is Powys County Council the data controller? | No |
| Further information | |

4. Impact on Vision 2025

4a. The economy

| | |
|--------|------|
| Impact | None |
|--------|------|

4b. Health and care

| | |
|--------|------|
| Impact | None |
|--------|------|

4c. Learning and skills

| | |
|--------|------|
| Impact | None |
|--------|------|

4d. Residents and communities

| | |
|--------|------|
| Impact | None |
|--------|------|

4e. Evidence

This proposal will strengthen delivery of vision 2025 as it reallocates £500k of budget to support service pressures

5. Impact on well-being goals including Welsh language and equalities

5a. A prosperous Wales

| | |
|--------|------|
| Impact | None |
|--------|------|

5b. A resilient Wales

| | |
|--------|------|
| Impact | None |
|--------|------|

5c. A healthier Wales

| | |
|--------|------|
| Impact | None |
|--------|------|

5d. A Wales of cohesive communities

| | |
|--------|------|
| Impact | None |
|--------|------|

5e. A globally responsible Wales

| | |
|--------|------|
| Impact | None |
|--------|------|

5f. A Wales of vibrant culture and thriving Welsh language

Using Welsh

| | |
|--------|------|
| Impact | None |
|--------|------|

Promoting Welsh

| | |
|--------|------|
| Impact | None |
|--------|------|

Sports, Art & Recreation

| | |
|--------|------|
| Impact | None |
|--------|------|

5g. A more equal Wales

Age

| | |
|--------|------|
| Impact | None |
|--------|------|

Disability

| | |
|--------|------|
| Impact | None |
|--------|------|

Gender Reassignment

| | |
|--------|------|
| Impact | None |
|--------|------|

Marriage or Civil Partnership

| | |
|--------|------|
| Impact | None |
|--------|------|

Race

| | |
|--------|------|
| Impact | None |
|--------|------|

Religion or Belief

| | |
|--------|------|
| Impact | None |
|--------|------|

Sex

| | |
|--------|------|
| Impact | None |
|--------|------|

Sexual Orientation

| | |
|--------|------|
| Impact | None |
|--------|------|

Pregnancy and Maternity

| | |
|--------|------|
| Impact | None |
|--------|------|

Socio-economic Duty

| | |
|--------|------|
| Impact | None |
|--------|------|

5h. Evidence

| |
|-----------|
| no impact |
|-----------|

6. Impact on key guiding principles & workforce

6a. Sustainable development principles

Long-term

| | |
|--------|------|
| Impact | None |
|--------|------|

Collaboration

| | |
|--------|------|
| Impact | None |
|--------|------|

Involvement (including Communication and Engagement)

| | |
|--------|------|
| Impact | None |
|--------|------|

Prevention

| | |
|--------|------|
| Impact | None |
|--------|------|

Integration

| | |
|--------|------|
| Impact | None |
|--------|------|

6b. Impact on the workforce

| | |
|--------|------|
| Impact | None |
|--------|------|

6c. Impact on payroll

| | |
|--------|------|
| Impact | None |
|--------|------|

6d. Welsh language impact on staff

Impact

None

6e. Impact on apprenticeships

Impact

None

6f. Evidence

No impact

7. Likelihood and risks

No risks documented

8. Overall summary and judgement

Outline assessment

not applicable

Cabinet reference

9. Additional evidence

nothing to add in here as the proposal releases funding to support service pressures

10. Ongoing monitoring arrangements and governance

Monitoring arrangements

the actuarial review in 2023 will assess the change in contribution levels accounting for the pension reserve held. The level of contribution will continue to be reviewed annually

Review date

31/01/2023

null

DRAFT

Impact Assessment

Restructure of directors posts



12/01/2022

Reference: 1571-7169-1317-0453

Impact Assessments (IA) are a process of assessing how our proposals and decisions might impact upon different types of people and communities and developing proposals in line with relevant legislation.

This is a legal requirement, and ensures the Council considers key legislation, including Equalities, Welsh language, Future Generations, Socio-economic Duty and Risk when developing proposals.

It will also help the Council make the best possible decisions for the people of Powys.

1. Proposal Information

| | |
|--------------------------------|---|
| Author name | Anne Phillips, Deputy Head of Finance |
| Head of service | Nicole Thomas, Head of Finance (Section 151 Officer) |
| Portfolio holder | Aled Davies, portfolio holder for Leader of the Welsh Conservative Group/ Deputy Leader and Portfolio Holder for Finance and Transport |
| Proposal title | Restructure of directors posts |
| Description of proposal | Once director role that is vacant will now be removed from the structure |

2. Savings and Consultation requirements

Profile of savings delivery

| 2021-22 | 2022-23 | 2023-24 | 2024-25 | 2025-26 | 2026+ | Total savings |
|---------|----------|---------|---------|---------|-------|---------------|
| £0 | £141,750 | £0 | £0 | £0 | £0 | £141,750 |

Further information

Reduction of one director from the senior manager structure

Consultation requirements

| | |
|-------------------------------|---|
| Consultation required? | No |
| Justification | this is the removal of a vacant post and will not affect any staffing in post |

3. Impact on other service areas, geographical areas and data protection

3a. Impact on other service areas

3b. Impact on geographical locations

The entire county

3c. Data protection impact assessment

| | |
|---|----|
| Will the proposal involve processing the personal details of individuals? | No |
| Is Powys County Council the data controller? | No |
| Further information | |

4. Impact on Vision 2025

4a. The economy

| | |
|--------|------|
| Impact | None |
|--------|------|

4b. Health and care

| | |
|--------|------|
| Impact | None |
|--------|------|

4c. Learning and skills

| | |
|--------|------|
| Impact | None |
|--------|------|

4d. Residents and communities

| | |
|--------|------|
| Impact | None |
|--------|------|

4e. Evidence

no impact

5. Impact on well-being goals including Welsh language and equalities

5a. A prosperous Wales

| | |
|--------|------|
| Impact | None |
|--------|------|

5b. A resilient Wales

| | |
|--------|------|
| Impact | None |
|--------|------|

5c. A healthier Wales

| | |
|--------|------|
| Impact | None |
|--------|------|

5d. A Wales of cohesive communities

| | |
|--------|------|
| Impact | None |
|--------|------|

5e. A globally responsible Wales

| | |
|--------|------|
| Impact | None |
|--------|------|

5f. A Wales of vibrant culture and thriving Welsh language

Using Welsh

| | |
|--------|------|
| Impact | None |
|--------|------|

Promoting Welsh

| | |
|--------|------|
| Impact | None |
|--------|------|

Sports, Art & Recreation

| | |
|--------|------|
| Impact | None |
|--------|------|

5g. A more equal Wales

Age

| | |
|--------|------|
| Impact | None |
|--------|------|

Disability

| | |
|--------|------|
| Impact | None |
|--------|------|

Gender Reassignment

| | |
|--------|------|
| Impact | None |
|--------|------|

Marriage or Civil Partnership

| | |
|--------|------|
| Impact | None |
|--------|------|

Race

| | |
|--------|------|
| Impact | None |
|--------|------|

Religion or Belief

| | |
|--------|------|
| Impact | None |
|--------|------|

Sex

| | |
|--------|------|
| Impact | None |
|--------|------|

Sexual Orientation

| | |
|--------|------|
| Impact | None |
|--------|------|

Pregnancy and Maternity

| | |
|--------|------|
| Impact | None |
|--------|------|

Socio-economic Duty

| | |
|--------|------|
| Impact | None |
|--------|------|

5h. Evidence

| | |
|--|--|
| | |
|--|--|

6. Impact on key guiding principles & workforce

6a. Sustainable development principles

Long-term

| | |
|--------|------|
| Impact | None |
|--------|------|

Collaboration

| | |
|--------|------|
| Impact | None |
|--------|------|

Involvement (including Communication and Engagement)

| | |
|--------|------|
| Impact | None |
|--------|------|

Prevention

| | |
|--------|------|
| Impact | None |
|--------|------|

Integration

| | |
|--------|------|
| Impact | None |
|--------|------|

6b. Impact on the workforce

| | |
|--------|------|
| Impact | None |
|--------|------|

6c. Impact on payroll

| | |
|--------|------|
| Impact | None |
|--------|------|

6d. Welsh language impact on staff

| | |
|--------|------|
| Impact | None |
|--------|------|

6e. Impact on apprenticeships

| | |
|--|--|
| | |
|--|--|

Impact

None

6f. Evidence

no impact

7. Likelihood and risks

No risks documented

8. Overall summary and judgement

Outline assessment

not applicable

Cabinet reference

9. Additional evidence

No additional evidence needed - this is the removal of a post that was vacant

10. Ongoing monitoring arrangements and governance

Monitoring arrangements

the post will be removed and the new structure remain in place

Review date

31/01/2023

null

Powys County Council Risk Assessment Matrix 2019

Risk Matrix and Likelihood / Impact Guidance

Risk Matrix

| | | | | | | | | | | | | | | |
|--|--------------------|-------------------|-----------|--------------|-----------|------------------|-------------------|-----------|---------------|-----------|-------------------|--|--|--|
| | | THREATS | | | | | | | OPPORTUNITIES | | | | | |
| Likelihood Page 515 | Almost certain (5) | 5 | 10 | 15 | 20 | 25 | 25 | 20 | 15 | 10 | 5 | Almost certain (5) | | |
| | Likely (4) | 4 | 8 | 12 | 16 | 20 | 20 | 16 | 12 | 8 | 4 | Likely (4) | | |
| | Possible (3) | 3 | 6 | 9 | 12 | 15 | 15 | 12 | 9 | 6 | 3 | Possible (3) | | |
| | Unlikely (2) | 2 | 4 | 6 | 8 | 10 | 10 | 8 | 6 | 4 | 2 | Unlikely (2) | | |
| | Rare (1) | 1 | 2 | 3 | 4 | 5 | 5 | 4 | 3 | 2 | 1 | Rare (1) | | |
| Likelihood x Impact = Overall Risk Level | | Insignificant (1) | Minor (2) | Moderate (3) | Major (4) | Catastrophic (5) | Exceptional (5) | Major (4) | Moderate (3) | Minor (2) | Insignificant (1) | Likelihood x Impact = Overall Risk Level | | |
| | | Impact | | | | | Impact (Positive) | | | | | | | |

Likelihood Guidance

| | |
|--|--------------------|
| | Likelihood Ratings |
|--|--------------------|

| Likelihood | Rare (1) | Unlikely (2) | Possible (3) | Likely (4) | Almost certain (5) |
|-------------|--|--|--------------------------------|---|---|
| Description | May occur only in exceptional circumstances. | Not expected but could occur at some time. | May/ will occur at some point. | Will probably occur but not a persistent issue. | Likely to occur on many occasions, a persistent issue |

Impact Guidance (Threats)

| | Impact Levels | | | | |
|-------------------------------------|---|--|--|--|--|
| Impact Category | Insignificant (1) | Minor (2) | Moderate (3) | Major (4) | Catastrophic (5) |
| Programmes/ Projects/ objectives | Barely noticeable reduction in scope / quality /schedule. No threat to delivery of the project on time and to budget and no threat to identified benefits/outcomes. | Minor reduction in scope / quality / schedule. Project Budget Overruns. No threat to overall delivery of the project and the identified benefits / outcomes. | Reduction in scope or quality, project objectives or schedule. Moderate threat to delivery of the project on time and to budget, and achievement of benefits/ outcomes. | Significant project overruns. Major threat to delivery of the project on time and to budget, and achievement of one or more benefits / outcomes. | Inability to meet project objectives, reputation of the organisation seriously damaged |
| Personal safety | Adverse event leading to minor injury not requiring first aid. | Minor injury or illness, first aid treatment required Short term injury/harm < 1month Staff sickness< 3 days | Agency reportable, e.g. HSE, Police. Semi-permanent injury (< 1 year) requiring medical treatment and/or counselling. Staff sickness < 4 weeks | Major injuries / long term incapacity or disability (e.g. loss of limb/mis- diagnosis mis- treatment leading to poor prognosis). Long term sickness>4 weeks | Incident leading to death or major Permanent incapacity. Significant number of people affected |
| Residents and Communities | No impact on community. | Minimal impact on community. | Noticeable (positive or negative) impact on the community or a more manageable impact on a smaller number of vulnerable groups/individuals which is not likely to last more than six months. | A more severe but manageable impact (positive or negative) on a significant number of vulnerable groups/individuals which is not likely to last more than twelve months. | A lasting and noticeable impact (positive/negative) on a significant number of vulnerable groups/ individuals. |

| | | | | | |
|-------------------------------------|--|--|--|--|--|
| Legal | Unlikely to cause complaint/litigation. Resolved with no legal implications. | High potential for complaint, litigation possible. Minor legal implications or action is anticipated | Litigation to be expected. Tribunal/Powys County Council legal team involvement required (potential for claim). | Litigation almost certain and difficult to defend. Criminal prosecution anticipated and/or civil litigation. | Litigation certain. Criminal prosecution anticipated and or civil litigation (> 1 person). |
| Service Provision | Interruption in a service which does not impact on the ability to continue to provide service | Short term disruption to service with minor impact on residents / communities. Impact can be managed within normal working arrangements. | Some disruption in service with unacceptable impact on residents/ communities. Temporary loss of ability to provide service. Effect may require some additional resource, but manageable in a reasonable time frame. | Sustained loss of service which has serious impact on residents / communities. Effect may require considerable additional resource but will not require a major strategy change. | Permanent loss of core service or facility. Effect could not be managed within a reasonable time frame or by a short-term allocation of resources and may require major strategy changes. The Council risks special measures. Officer/Member forced to resign. |
| Staffing and competence Page 517 | Short term low staffing level temporarily reduces service quality (less than 1 day) Short term low staffing level (>1 day), where there is no disruption to service | Ongoing low staffing level reduces service quality Minor error due to ineffective training / implementation of training | Late delivery of key objective / service due to lack of staff. Moderate error due to ineffective training / implementation of training Ongoing problem with staffing levels | Uncertain delivery of key objective / service due to lack of staff. Major error due to ineffective training / implementation of training | Non delivery of key objective / service due to lack of staff. Loss of key staff. Critical error due to ineffective training / implementation of training |
| Financial (loss/gain) | Negligible organisational / personal financial loss (£<5k) Under £0.5m. | Minor organisational / personal financial loss (£5k-£25k) Between £0.5m - £3m. | Significant organisational / personal financial loss (£25k-50k) Between £3m - £5m. | Major organisational / personal financial loss (£50k - £1 million) More than £5m. | Severe organisational / personal financial loss (>£1 million) |
| Inspection/ Audit | Small number of recommendations which focus on minor quality improvement issues | Recommendations made which can be addressed by low level of management action. | Challenging recommendations that can be addressed with appropriate action plan. | Critical report. Welsh Government Intervention. | Severely critical report. Welsh Government take over. Prosecution. |

| | | | | | |
|---------------|---|---|---|---|--|
| Reputation | Rumours, no media coverage Little effect on staff morale. Minimal and transient loss of public or partner trust. Contained within the individual service. | Local media coverage – short term. Some public embarrassment. Minor effect on staff morale / public attitudes. Dissatisfaction reported through Council Complaints procedure. Local MP involvement. | Local media – long term adverse publicity. Significant effect on staff morale and public perception of the organisation. Dissatisfaction regularly reported through Council Complaints procedure. | National media / adverse publicity, less than 3 days. Public confidence in the organisation undermined Use of services affected. Viral social media or online pickup. | National/ International media / adverse publicity, >3 days. MP concern. Public Enquiry or poor external assessor report. Legal Action. |
| Environmental | No lasting effect (positive or negative) on the natural and built environment. | Short term (weeks) minor effect (positive or negative) on the natural and or built environment. | Short term (weeks) moderate effect (positive or negative) on the natural and or built environment. | Medium term (months up to 1 year) major effect (positive or negative) on the natural and or built environment. | Lasting long term (1 year plus) effect (positive or negative) on the natural and or built environment. |